

WP/12/04

MPDD WORKING PAPERS

**STRATEGIES FOR STRUCTURAL
TRANSFORMATION IN COUNTRIES IN
SOUTH AND SOUTH-WEST ASIA**

Clovis Freire



This page is left blank intentionally.

STRATEGIES FOR STRUCTURAL TRANSFORMATION IN COUNTRIES IN SOUTH AND SOUTH-WEST ASIA

Clovis Freire

Recent MPDD Working Papers

WP/09/01	Towards a New Model of PPPs: Can Public Private Partnerships Deliver Basic Services to the Poor? by Miguel Pérez-Ludeña
WP/09/02	Filling Gaps in Human Development Index: Findings for Asia and the Pacific by David A. Hastings
WP/09/03	From Human Development to Human Security: A Prototype Human Security Index by David A. Hastings
WP/09/04	Cross-Border Investment and the Global Financial Crisis in the Asia-Pacific Region by Sayuri Shirai
WP/09/05	South-South and Triangular Cooperation in Asia-Pacific: Towards a New Paradigm in Development Cooperation by Nagesh Kumar
WP/09/06	Crises, Private Capital Flows and Financial Instability in Emerging Asia by Ramkishen S. Rajan
WP/10/07	Towards Inclusive Financial Development for Achieving the MDGs in Asia and the Pacific by Kunal Sen
WP/10/08	G-20 Agenda and Reform of the International Financial Architecture: an Asia-Pacific Perspective by Y. Venugopal Reddy
WP/10/09	The Real Exchange Rate, Sectoral Allocation and Development in China and East Asia: A Simple Exposition by Ramkishen S. Rajan and Javier Beverinotti
WP/10/10	Approaches to Combat Hunger in Asia and the Pacific by Shiladitya Chatterjee, Amitava Mukherjee, and Raghendra Jha
WP/10/11	Capital Flows and Development: Lessons from South Asian Experiences by Nagesh Kumar
WP/10/12	Global Partnership for Strong, Sustainable and Balanced Growth: An Agenda for the G20 Summit by Nagesh Kumar, Shuvojit Banerjee, Alberto Isgut and Daniel Lee
WP/10/13	Economic Cooperation and Connectivity in the Asia-Pacific Region by Haruhiko Kuroda
WP/11/14	Inflationary pressures in South Asia by Ashima Goyal
WP/11/15	Social and Economic Impact of Disasters: Estimating the Threshold between Low and High Levels of Risk by Clovis Freire
WP/11/16	Financial Crisis and Regional Economic Cooperation in Asia-Pacific: Relevance, Trends and Potential by Nagesh Kumar
WP/11/17	Productive Capacities in Asia and the Pacific by Clovis Freire
WP/11/18	High Food and Oil Prices and Their Impact on the Achievement of MDG 1 in Asia and the Pacific by Clovis Freire and Alberto Isgut
WP/11/19	Impact of Health Expenditure on Achieving the Health-related MDGs by Clovis Freire and Nobuko Kajjura
WP/12/01	High Food Prices in Asia-Pacific: Policy Initiatives in view of Supply Uncertainty and Price Volatility by Clovis Freire, Aynul Hasan and M. Hussain Malik
WP/12/02	Building Productive Capacities: Challenges and Opportunities for Least Developed Countries by Clovis Freire
WP/12/03	Euro zone debt crisis: Scenario analysis and implications for developing Asia-Pacific by Sudip Ranjan Basu, Clovis Freire, Pisit Puapan, Vatcharin Sirimaneetham, and Yusuke Tateno
WP/12/04	Strategies for Structural Transformation in Countries in South and South-West Asia by Clovis Freire

Macroeconomic Policy and Development Division (MPDD)

Economic and Social Commission for Asia and the Pacific

United Nations Building, Rajadamnern Nok Avenue, Bangkok 10200, Thailand;

Email: escap-mpdd@un.org*Series Editor*

Dr. Aynul Hasan,

Chief, Development Policy Section

Macroeconomic Policy and Development Division

WP/12/04

MPDD Working Papers
Macroeconomic Policy and Development Division

Strategies for Structural Transformation in Countries in South and South-West Asia*

by Clovis Freire¹

August 2012

Abstract

The views expressed in this Working Paper are those of the author(s) and should not necessarily be considered as reflecting the views or carrying the endorsement of the United Nations. Working Papers describe research in progress by the author(s) and are published to elicit comments and to further debate. This publication has been issued without formal editing.

This paper approaches inclusive development in South and South-West Asia through the framework of structural transformation and productive capacities. It discusses the opportunities for these countries to build their productive capacities through product diversification and presents a list of potential new products and export markets that could be targeted by government and private sector for achieving higher long-term gains. The paper also discusses country-specific strategies that combine laissez-faire and strategic diversification approaches to facilitate the emergence of new economic activities that are more likely to increase the productive capacities in the country.

JEL Classification Numbers: O11, O14, O33, O38, O53, O57.

Keywords: *Diversification, Structural Transformation, Productive Capacities, Economic Development*

Authors' E-Mail Address: *freire@un.org.*

* Initial version of this paper was prepared for the ESCAP Expert Group Meeting on Inclusive Development and Regional Cooperation in South and South-West Asia, held in New Delhi, 30-31 July 2012, at the Conference Hall, ESCAP SRO-SSWA. The author grateful to Christopher Garroay for comments on an earlier version of this paper. The views expressed herein are those of the author and do not necessarily reflect the views of the United Nations. It has been issued without formal editing.

¹ Economic Affairs Officer, Development Policy Section, Macroeconomic Policy and Development Division, United Nations Economic and Social Commission for Asia and the Pacific, United Nations building, Rajadamnern Nok Avenue, Bangkok 10200, Thailand, email: freire@un.org.

This page is left blank intentionally.

Strategies for Structural Transformation in Countries in South and South-West Asia

Clovis Freire

I. INTRODUCTION

Countries in South and South-West Asia have experienced fast economic growth in the past decade, with an unweighted annualized average GDP growth rate of 6.2% for the subregion as a whole during the period from 2000 to 2011 (ESCAP, 2012). While economic growth could “trickle down” to all segments, in the South and South-West Asian subregion it has in some cases been accompanied by a rise in inequality. For example, in the subregion as a whole, the population-weighted mean gini coefficient increased from 32.8% in early 1990s to 33.5% in the latest available year (ESCAP, 2012).

For growth to be inclusive, it has to create opportunities for the majority of households to effectively participate and contribute to the economy through productive employment. That view was stressed in the ministerial declaration of the high-level segment of the United Nations Economic and Social Council (ECOSOC) adopted in July 2012, which states that “growth should enable everyone, in particular the poor, to participate in and benefit from economic opportunities and should lead to job creation and income opportunities and be complemented by effective social policies.” The ministerial declaration calls for “increased efforts to enhance coordination at all levels, with a view to strengthening national development strategies, stimulating investment in productive capacities, helping to start and grow businesses and promoting opportunities for full and productive employment and decent work for all” (ECOSOC, 2012). The need to build productive capacities was also recognized by the United Nations in the Istanbul Programme of Action (IPoA) as a top priority for least developed countries to benefit from globalization, to increase resilience, to sustain growth as well as to eradicate poverty, to achieve structural transformation, and to generate full and productive employment and decent work for all (United Nations, 2011).

This focus on production and employment resonates with the view that development strategies should recognize that household members are both consumers and producers, and that their living standard depends on how they make a living (Gore, 2009). It can be seen as a sign of the resurgence of elements of the “old” structural economics with the focus on structural transformation and technological upgrading as central for development and the acknowledgement that the state has an active role to play in facilitating the movement of the economy from a lower level of development to a higher one. However, it also stresses the central role of the market in resource allocation and the need for the state to play a facilitating role to assist firms in the process of industrial upgrading by addressing externalities and coordination issues (Lin, 2012).

ESCAP (2011) has argued that, for countries to build their productive capacity, they must do more than increase the output of existing products; they will instead need to produce and trade new and more sophisticated products. The countries in South and South-West Asia, however, have made little progress in transforming their economic structure and building productive capacities in the past 40 years (table 1). The subregion is home to almost 26% of world’s population, but its share of total GDP is less than 5% and their share of manufacturing value

added has remained lower than 5%. In addition, they have contributed less than 1% of world's high-technology exports. The subregion is also a marginal contributor to science and technology when measured by the share of global receipts of royalties and license fees (0.07%) and the share of scientific and technical journal articles (4.66%). Additionally, the slow pace of urbanization in the subregion when compared with other countries resulted in an increase in the share of rural population from 26.53% in 1970 to 35.06% in 2010.

Table 1. Share of South and South-West subregion on global production, trade and technology (percentage)

Indicator	1970	1980	1990	2000	2008	2009	2010
Population	21.31	22.41	23.84	25.09	25.80	25.87	25.95
Rural population	26.53	27.85	30.15	32.66	34.62	34.84	35.06
GDP	4.27	3.83	3.10	3.09	4.29	4.59	4.48
Manufacturing, value added	3.68	2.86	2.91	2.78	3.74	4.00	4.49
High-technology exports	-	-	0.17	0.29	0.56	0.83	0.76
Receipts of royalty and license fees	-	-	0.01	0.10	0.10	0.11	0.07
Scientific and technical journal articles	-	-	2.23	2.44	4.44	4.66	-

Source: Author based on data from the World Bank.

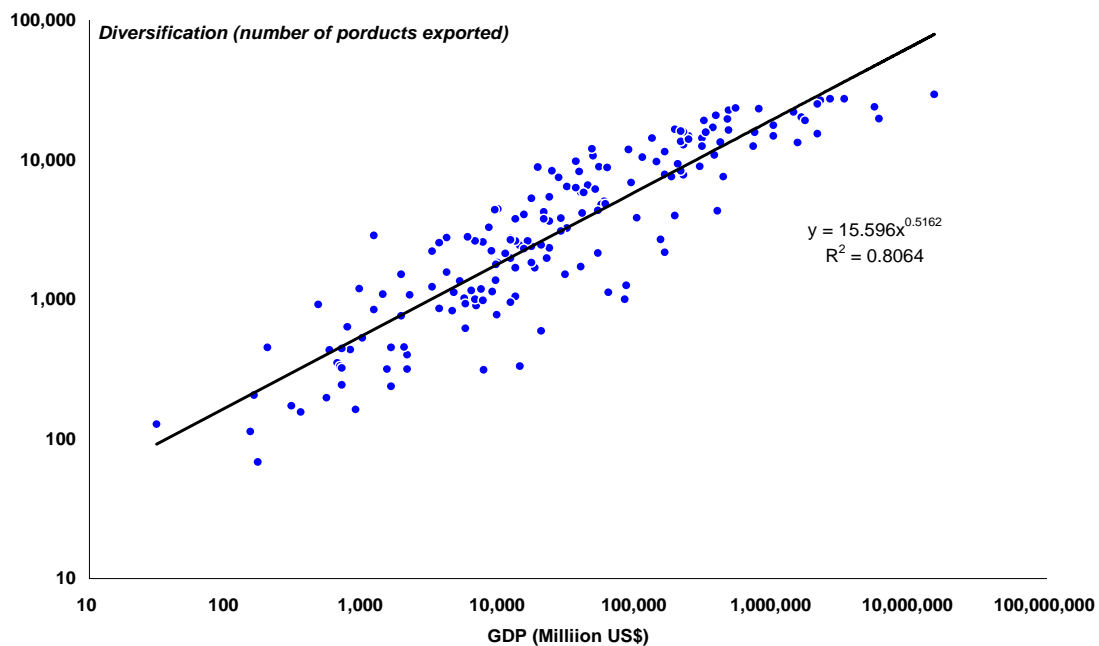
These are worrying statistics for the development prospects of the subregion when considering that, throughout history as pointed out by Lin (2012), “all countries that remain poor have failed to achieve structural transformation, that is, they have been unable to diversify away from agriculture and the production of traditional goods into manufacturing and other modern activities.”

This paper approaches inclusive development in South and South-West Asia through this framework of structural transformation and productive capacities. It starts by presenting some stylized facts related to economic growth, diversification and productive capacities. Then it presents the data and methodology used to identify the opportunities for countries in South and South-West Asia to build their productive capacities and promote structural transformation through the emulation of the productive structure of more developed countries. The paper then discusses the demand effects in terms of export and import substitution and the incentives they create towards or away from diversification. It also presents, for each country, a list of potential new products and export markets that could be targeted by government and the private sector for achieving higher long-term gains. In addition, the paper discusses how governments could choose between *laissez-faire* strategies, those in which the market guides the identification of new export opportunities, and strategic diversification approaches that nudge the private sector towards targeted economic activities that are more likely to increase the productive capacities in the country. The result of analysis suggests that Turkey is the only country of the subregion that could adopt a *laissez-faire* approach towards both export- and import substitution-led diversification. Other countries in the subregion cannot rely exclusively on market incentives to drive their economies towards increasing productive capacities, and have to use strategic diversification in the case of new exports (Islamic Republic of Iran and Pakistan), in the case of diversification towards new import substitution opportunities (India), or both (Afghanistan, Bangladesh, Bhutan, Maldives, Nepal, and Sri Lanka). The final section presents conclusions and recommendations.

II. DEVELOPMENT, DIVERSIFICATION AND PRODUCTIVE CAPACITIES

Economic development is associated with the production of an expanding range of goods and services, not simply producing more of the same. For example, Imbs and Wacziarg (2003) show that, as incomes increase, economies become more diversified. Such a pattern holds up to a fairly high level of income above which specialization seems to kick in. This result suggests that, for most of their development path, countries diversify and do not follow the pattern of specialization based on comparative advantage. The authors have shown that this empirical regularity is a robust feature of the data and it has been supported by subsequent work by Carrere and others (2007) using disaggregated export data. Using highly disaggregated US trade data, Schott (2004) shows that US trading partners do specialize within products – when exporting the same product, rich nation export the varieties of higher unit value while poorer nations export the ones of lower unit value. But they do not specialize across products – rich nations export to the US many different products, including the products exported by poorer nations. Based on trade data disaggregated by unit price of the products, ESCAP (2011) shows that diversification within and across products occur in tandem and are both associated with an increase in total output. Figure 1 illustrates this stylized fact regarding the association between GDP and diversification, using the number of products exported as a proxy for product diversification.

Figure 1. Higher output is associated with diversification



Source: Author based on data from the United Nations Commodity Trade Statistics Database (COMTRADE) and from the World Bank's World Development Indicators.

Note: Number of products exported is the number of category of products exported classified using HS 2002 trade data disaggregated at 6-digit level and further disaggregated by unit price by applying the methodology applied in ESCAP (2011) and described in Freire (2011).

Another stylized fact presented in ESCAP (2011) is that economies that are more diversified tend to export products that are not very common, meaning that they are not produced by many other countries. This empirical regularity is also presented and discussed by Hausmann

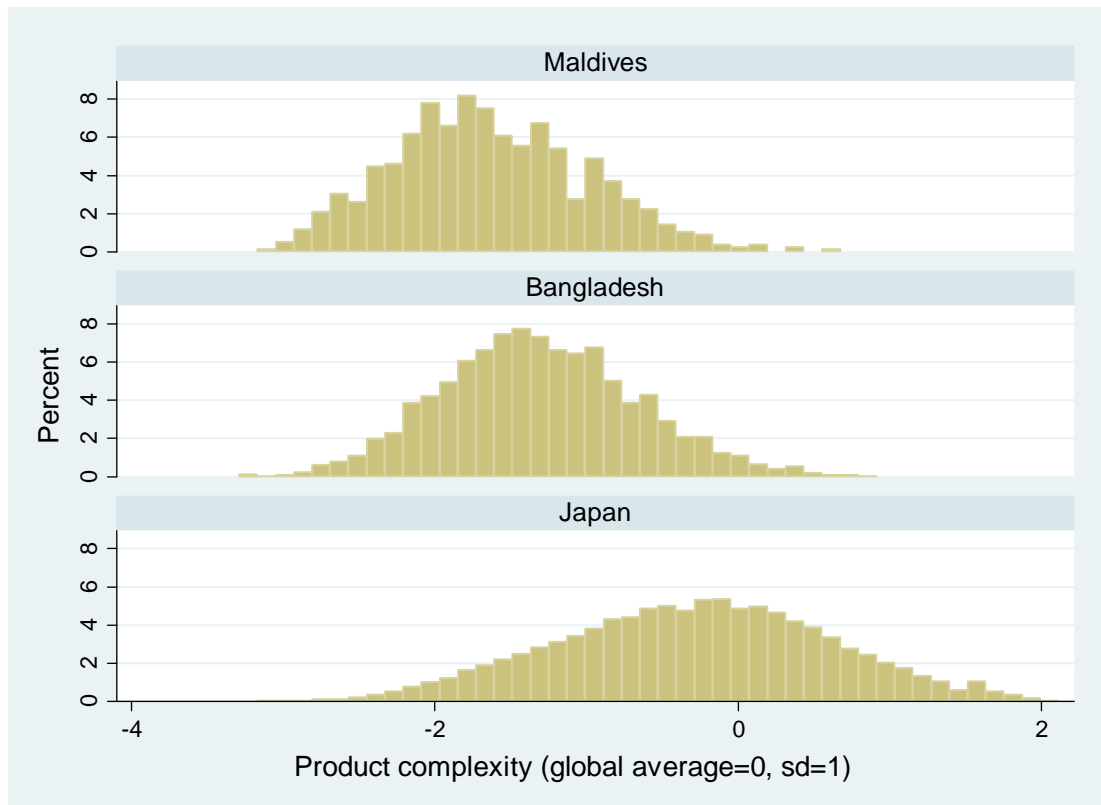
and Hidalgo (2010) using three different trade classification systems. They argue that this stylized fact is not implied by current theories of international trade and they account for it by constructing a model that assumes that, to be produced, products require a specific set of non-tradable inputs, which they call capabilities, and a country only make the products for which the required set of capabilities are available in that country. Hidalgo and Hausmann (2009) use the structure of a bipartite network connecting countries to the products they export to quantify the set of capabilities available in the country using a method that they called “method of reflections.”

Abdon and others (2010) expands Hidalgo and Hausmann’s (2009) empirical analysis to explore the relationship between the complexity of a product, called product sophistication, and national income. The complexity of a product is a measure of how ubiquitous the product is and the level of diversification of the countries that produce it. If a good is produced by few but very diversified countries, it is assumed that this product requires more capabilities to be produced, thus is more complex, than products that are produced by many but less diversified countries. Abdon and others (2010) find that the major exporters of more complex products are the high-income countries and the major exporters of less complex products are the low-income countries. In addition, export shares of the more complex products increase with income, while export shares of the less complex products decrease with income.

ESCAP (2012) and Freire (2012) show that a rich country exports products with a wide range of complexity. They produce low complexity products just as the poorer countries, but also produce more complex products. As for poorer countries, their exports are limited to low complexity products. That fact is illustrated in figure 2, which compares the distribution of the complexity of the product mix of Bangladesh, Japan and Maldives.

Freire (2012) also shows that there is no concentration of complexity level associated with different types of products. In each industry, using SITC trade data, there are low, medium and high complexity products. This suggests that what matters is not the broad industry but the individual products within the industry. For example, it is possible to find manufactured products of very low complexity and products related to food and live animals of high complexity. There are, however, differences in the ‘average’ product in each industry. Industries of food and live animals, beverages and tobacco and miscellaneous manufactured articles, which include apparel and clothing accessories, have, on average, products of lower complexity.

Figure 2. The complexity of the product mix of selected countries (2010)



Source: Author based on data from the United Nations Commodity Trade Statistics Database (COMTRADE).

Note: Product complexity is a measure of how diversified are the countries that export that product and how common are the other products that they export.

It may seem possible for firms in developing countries to diversify to any product that already exists elsewhere, given that product diversification for these countries does not need to involve the invention of new products but rather the emulation of production that already exist in more developed countries. In fact, Reinert (2007) argues that the process of emulation is the way that rich countries got rich.² Emulation is also at the core of the “Flying Geese Model” pattern of economic development (Kumagai, 2008). However, diversification is a path-dependent process (Hausmann and Klinger, 2007; Hidalgo and Hausmann, 2009; ESCAP, 2011; ESCAP, 2012). Products that are produced in a country today affect the products that will be produced in that country in the future. Thus not all possibilities are equally available at a given point in time. A useful framework to analyze possible paths for diversification is to imagine a “product space” - a network in which products are nodes connected to each other if they are usually part of the same product mix (Hausmann and Klinger, 2007; Hidalgo and others, 2007; ESCAP, 2011).

Hausmann and Rodrik (2006) argue that path-dependence in the process of diversification is created because new activities tend to exploit capabilities that were previously developed for other activities. They argue that such dependence on pre-existing capabilities

² This paper adopts the term emulation as proposed by Reinert (2007), which means “imitating in order to equal or excel”, or as further defined by Cimoli and others (2008): “the purposeful effort of imitation of ‘frontier’ technologies and production activities irrespective of incumbent profile of ‘comparative advantage’.”

means that “purely market-based structural transformations will be too slow as it will involve jumps that are fewer in number and shorter in distance than would be socially optimal.” They argue that there may not be incentives to accumulate the required capabilities for new activities because of coordination failures, and therefore industrial policy is a central part of any development strategy. Rodrik (2004) argues that properly formulated industrial policies have an important role to play, by serving as a “process of strategic cooperation between the private and public sectors which, on the one hand, serves to elicit information on business opportunities and constraints and, on the other hand, generates policy initiatives in response.”

Lin (2012) presents a review of historical and contemporary experiences of state intervention and suggests that a common feature of diversification strategies adopted by successful countries was that they targeted mature industries in countries not far away in terms of income per capita. Lin (2012), with Celestin Monga, also suggest that the state should take a leading role in the emulation process and propose a practical procedure to identify and facilitate growth through a six-step procedure in which the first step is for governments in developing countries to “identify the list of tradable goods and services that have been produced for about 20 years in dynamically growing countries with similar endowment structures and a per capita income that is about 100% higher than their own.”

Commenting on Lin (2012), Hausmann (2012) argue that a better method to identify the potential industries for diversification is by using the product space and measures of product complexity. Similar method was used by Freire (2012) to identify potential products for diversification in least developed countries taking into consideration the higher export opportunities. That method was extended in this paper to consider import substitution opportunities in addition to export opportunities of new products.

III. METHODOLOGY AND DATA

To identify the opportunities for countries in South and South-West Asia to build their productive capacities and promote structural transformation, this paper identifies the products that are more complex and that are nearby in the product space to the existing product-mix of the countries. The paper also analyses the price incentives that entrepreneurs face when choosing between different potential new economic activities, by estimating both export and import substitution opportunities.

Product complexity

To measure product complexity, this paper uses the method of reflections proposed by Hidalgo and Hausmann (2009) and as revised in Freire (2011, 2012). The method constructs a bipartite network of countries and products that they produce and iteratively calculate a generalized measure of diversification and ubiquity as follows:

$$K_{c,N} = \frac{1}{K_{c,0}} \sum_p M_{cp} K_{p,N-1} \quad (\text{Generalized measure of diversification})$$

$$K_{p,N} = \frac{1}{K_{p,0}} \sum_c M_{cp} K_{c,N-1} \quad (\text{Generalized measure of ubiquity})$$

Where M_{cp} is 1 if country c makes product p and 0 otherwise, $K_{c,0}$ is the number of products produced by country c and $K_{p,0}$ is the number of countries that make product p .

The measure of product complexity (*PCOMP*) is taken as the normalized value of the K_p value of the 5th interaction of the method of reflections:

$$PCOMP = \frac{K_{p5} - \langle K_{p5} \rangle}{sd(K_{p5})}$$

Where $\langle K_{p5} \rangle$ is the mean and $sd(K_{p5})$ is the standard deviation of the distribution of K_{p5} . The K_{p5} is used because such interactive analysis is carried out until no further information is obtainable from this method, which depends on the structure of the network and for the dataset used happens on the 5th interaction.

Proximity between products in the product space

The opportunities for diversification that are more likely to be realised are those that require a set of capabilities that is somewhat similar to that required to produce the current product mix. They are located in the product space nearby to the existing product mix. In this paper, the measure of proximity between products *A* and *B* (Φ_{AB}) is calculated, similarly as proposed by Hidalgo and others (2007), as the minimum value between the conditional probability $P(A|B)$ of a country producing *A* given that it produces *B* and the conditional probability $P(B|A)$ of a country producing *B* given that it produces *A*:

$$\Phi_{AB} = \Phi_{BA} = \min(P(A|B), P(B|A))$$

The proximity between two products, therefore, ranges from 0%, in the case in which no country produces both products, to 100% in the case in which all countries that produce one good also produces the other. This paper adopted the threshold of 80% proximity to an existing product of the country's product mix to identify potential new products for diversification.

Export opportunity of potential new products

Entrepreneurs face price incentives when choosing between different potential new economic activities. New products with higher export potential are more likely to be selected, other things being equal. To estimate the product's export potential, this paper proposes an export opportunity measure of potential new products based on the measure proposed by Freire (2012), which is a monetized type of overlap index designed to measure the degree to which the potential new exports of one country match the expanding import markets of another. A higher degree of export opportunity of potential new products indicates more favorable prospects for trade expansion towards the new products given the past rate of growth of their import markets.

The indicator is defined as the sum of the difference of the shares of the sectoral imports of the import country in total world imports between two periods. For any pair of countries, only the sectors that meet the following criteria are included: 1) share of the sectoral imports in total world imports has increased between the two periods, and 2) that sector represents a potential new product for the export country.

The index is calculated as follows:

$$\sum_i G_{isd}^{t0,t1} \times M^{2010}, \text{ where } G_{isd}^{t0,t1} = \frac{m_{id}^{t1}}{M^{t1}} - \frac{m_{id}^{t0}}{M^{t0}} \text{ if } \Phi_{ij} > 80\% \text{ for some product } j \text{ in the country's}$$

existing product mix and $\frac{m_{id}^{t1}}{M^{t1}} > \frac{m_{id}^{t0}}{M^{t0}}$, and zero otherwise.

Where s is the source country, d is the destination country, $G_{isd}^{t0,t1}$ is the growth in the share of imports m of industry i in country d in the period between $t0$ and $t1$ ($t0 < t1$). M^{2010} is the total

imports by all countries in all products in year 2010, and $\frac{m_{id}^{t1}}{M^{t1}}$ is the share of imports of product i by country d in total world's imports of all products in the period $t1$.

Import substitution opportunity of potential new products

The selection of new products for diversification may also be affected by their potential for import substitution. The import substitution opportunity for country s of a potential new product i is defined in this paper as the value of total imports of that product by country s in 2010 (m_{si}^{2010}). At the time of the analysis, 2010 import data for Bangladesh was not available and, therefore, the country was not included in the results that require such data.

Data

To apply the method of reflections and to calculate the proximity between products in the product space, data on country's production is required. Since there are few systematically disaggregated data on each country's production, this paper uses as a proxy the disaggregated trade data from *United Nations COMTRADE* using Harmonized System code (HS 2002) at 6-digit level, further disaggregated by quantity unit code and by unit price range, covering 221 economies for the year 2010.

Countries tend to report imports better than exports; hence, import data are used in the analysis to estimate exports. For example, the export basket of India is estimated by combining the data from countries who report imports from India. Import data also contains more observations of exports from the least developed countries and other small developing economies, many of which have not reported export data. Only the part of the dataset that includes quantities of imports is used in the analysis, since this information is used to estimate the unit value of the products traded.

The distribution of the unit value of products classified using the same 6-digit code is fat-tailed – there are outliers that are many standard deviations away from the mean. Taken apart from the possibility of errors in the reporting of the trade, the existence of such outliers may be due to either sizeable differences in the quality of products that are reflected in their unit values or the existence of totally different products classified under the same 6-digit code. These reasons justify the assumption that similar products at different unit values are different products. To account for possible differences in trade costs, the following procedure was adopted.

- 1) The bilateral trade was initially sorted by the unit used to measure the quantity of the

trade, such unit codes are part of the COMTRADE dataset and are based on the standards of quantity recommended by the World Customs Organization (WCO) (e.g. weight in kilograms, length in meters and volume in cubic meters). The quantity unit code was added to the 6-digit classification to create an “artificial” 7-digit classification. The assumption is that if the products under the same 6-digit code are registered using different quantity unit codes then they may have different characteristics and could be classified as different products.

2) The bilateral trade in the same 7-digit classification was sorted by the unit value of the trade, which is calculated by dividing the value by the quantity traded. The distribution of unit value (x) for the same 7-digit product was then divided into up to nine groups. The first 3 groups are:

- Group 1 if $x < q_1$
- Group 2 if $q_1 < x < q_3$
- Group 3 if $q_3 < x < 1.5 (q_3 - q_1)$

Where q_1 and q_3 are the first and the third quartiles of the distribution, respectively.

For $x > 1.5 (q_3 - q_1)$, the distribution of the unit value (y) above this threshold is further divided into 4 quartiles and 3 more groups are created:

- Group 4 if $y < q_1$
- Group 5 if $q_1 < y < q_3$
- Group 6 if $q_3 < y < 1.5 (q_3 - q_1)$

Again, for $y > 1.5 (q_3 - q_1)$, the distribution of the unit value (z) above this threshold is further divided into 4 quartiles and 3 more groups are created:

- Group 7 if $z < q_1$
- Group 8 if $q_1 < z < q_3$
- Group 9 if $q_3 < z < 1.5 (q_3 - q_1)$

The group number was added to the 7-digit classification to create an “artificial” 8-digit classification. At the end of this procedure, each product is represented by such 8-digit classification code in which the first six digits correspond to the 6-digit HS 2002 code, the seventh digit corresponds to the quantity unit code of the product and the eighth digit represents the unit value group that includes the unit value of the product.

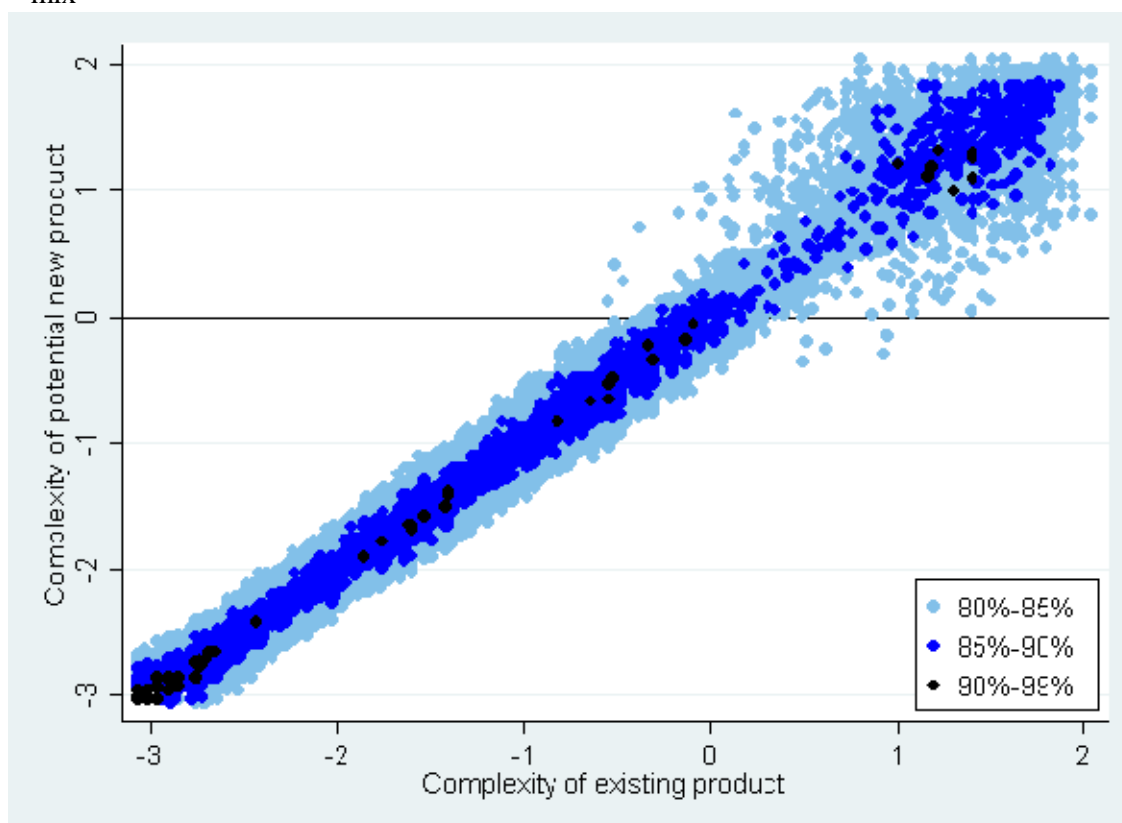
IV. OPPORTUNITIES FOR DIVERSIFICATION

Given the experience of countries that have transformed their productive capacities (ESCAP, 2011, 2012; Freire, 2011, 2012), the opportunities for countries in South and South-West Asia to diversify their economies and promote structural transformation are in products that are more complex (i.e. those that are produced by a smaller number of countries which in addition are also more diversified) and that are nearby in the product space to the existing product mix (i.e. those that require a set of capabilities to be produced that is somewhat similar to that required to produce the current product mix). Figure 3 illustrates the global distribution of such opportunities.

The figure shows in the horizontal axis the complexity of all products produced in 2010 classified at 8-digit level (i.e. 6-digit level HS 2002 and further disaggregated by quantity unit code and unit value group). The scale is normalized in such a way that the average global complexity is zero and the standard deviation of the distribution of product complexity is one. In the vertical axis, the graph shows the complexity of potential new products. Therefore, each dot in the graph represents a pair composed by an existing and a new product. The colour of the dots

indicates the proximity of the existing and new products in the product space.

Figure 3. Map of potential new products for diversification by proximity to the existing product mix

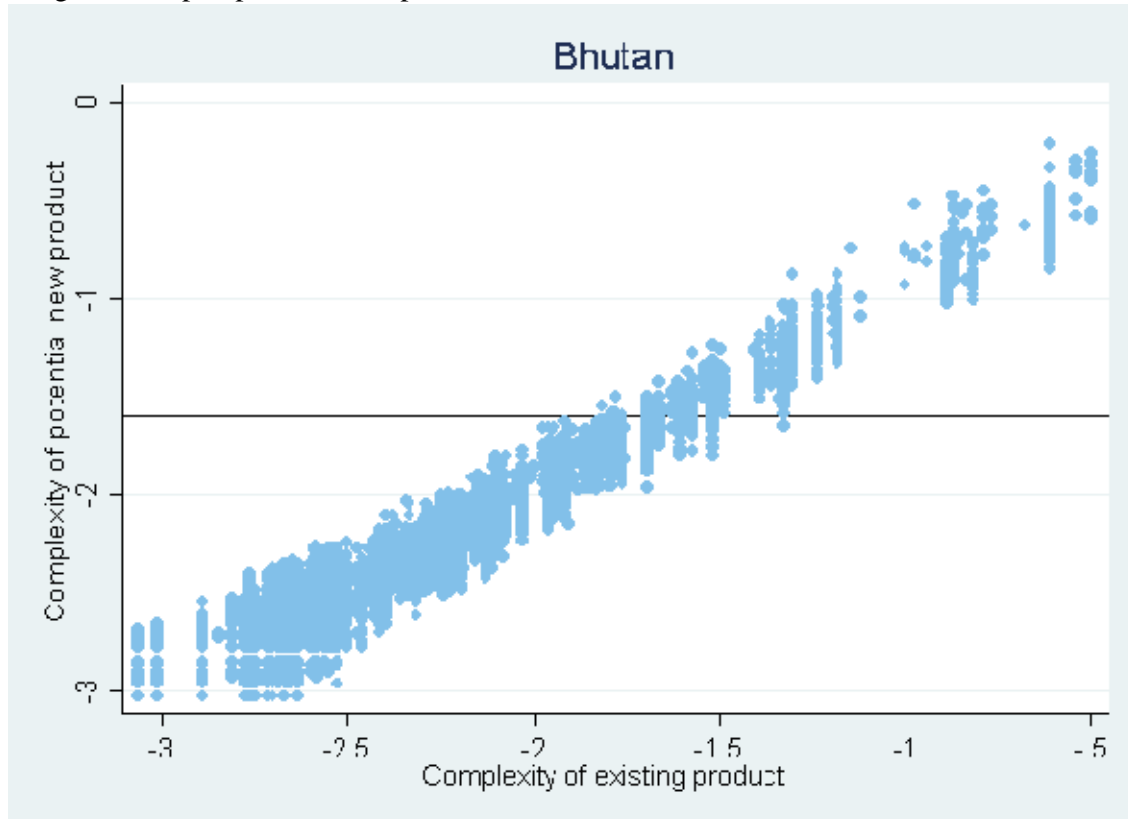


Source: Author based on data from the United Nations Commodity Trade Statistics Database (COMTRADE).

The graph shows that up to the level of global average complexity, the complexity of new products is close to the complexity of existing products (i.e. half standard deviation above and below), while for products with above average complexity the distribution is more diffused with opportunities one standard deviation above and below.

What is important for each country is to map out the potential new products that could be produced with a high probability given their current product mix and that have complexity above the average complexity of that product mix. Figure 4 illustrates the map of potential new exports in the case of Bhutan. The average complexity of Bhutan's product-mix is -1.59, thus, new products with complexity above that level would contribute in pushing the distribution of complexity of the country's product mix towards more complex products.

Figure 4. Map of potential new products for diversification, Bhutan



Source: Author based on data from the United Nations Commodity Trade Statistics Database (COMTRADE).

Similar to the map presented in figure 4 in the case of Bhutan, annex 1 shows for each country in the South and South-West Asian subregion the maps of potential new products for diversification with 80% proximity to the existing product mix. Based on the analysis of these maps, table 2 presents the number of potential new products with above country's average complexity classified by industry using HS 2002 classification by section. The table shows that for every country of the subregion there are opportunities for diversification in almost all industries. The exception is the industry sectors that correspond to the HS section classification related to animal or vegetable fats and oils and their cleavage products, prepared edible fats, and animal or vegetable waxes (section III) and live animals and animal products (section I), which present only few opportunities for three or less countries of the subregion.

Table 2. Number of potential new products with above country's average complexity, by industry (HS 2002 classification)

Industry (HS classification section number)	Afghanistan	Bangladesh	Bhutan	India	Iran (Islamic Republic of)	Maldives	Nepal	Pakistan	Sri Lanka	Turkey
ANIMAL & VEGETABLE OILS (Section III)	2						1			
ARMS & AMMUNITION (Section XIX)	1	2		2	4		1	1	5	
BASE METALS (Section XV)	280	307	123	74	288	146	313	270	340	65
CHEMICALS (Section VI)	85	107	44	60	142	26	74	107	121	62
FOOD & BEVERAGES (Section IV)	24	10	1		5	2	9	5	3	
FOOTWEAR (Section XII)	12	8	7		12	12	7	5	8	
LEATHER (Section VIII)	9	1			11	4	10	1	5	1
LIVE ANIMALS (Section I)							2		1	1
MACHINERY & ELECTRICAL EQUIP. (Section XVI)	326	318	121	79	325	181	360	350	347	67
MINERALS (Section V)	1	4		3	2		1	1	3	
MISCELLANEOUS MANUFACTURING (Section XX)	49	33	36	7	46	47	43	34	43	9
OPTICAL, PHOTO, WATCHES, MUSICAL INSTR. (Section XVIII)	89	107	35	13	110	55	110	83	110	36
PAPER (Section X)	65	54	29	12	54	35	43	37	51	5
PLASTIC & RUBBER (Section VII)	119	105	42	17	91	45	83	90	87	17
PRECIOUS STONES & METALS (Section XIV)	2	5		3	4	2	1	4	3	4
STONE, CERAMIC, GLASS (Section XIII)	68	65	30	10	55	30	79	60	68	12
TEXTILES (Section XI)	227	121	129	47	183	192	188	74	114	26
VEGETABLES (Section II)	2		1		3		3	1	5	
VEHICLES, AIRCRAFT, VESSELS (Section XVII)	32	24	9	8	34	16	34	40	33	11
WOOD (Section IX)	14	10	5	1	17	3	8	10	10	1
TOTAL	1 407	1 281	612	336	1 386	796	1 370	1 173	1 357	317

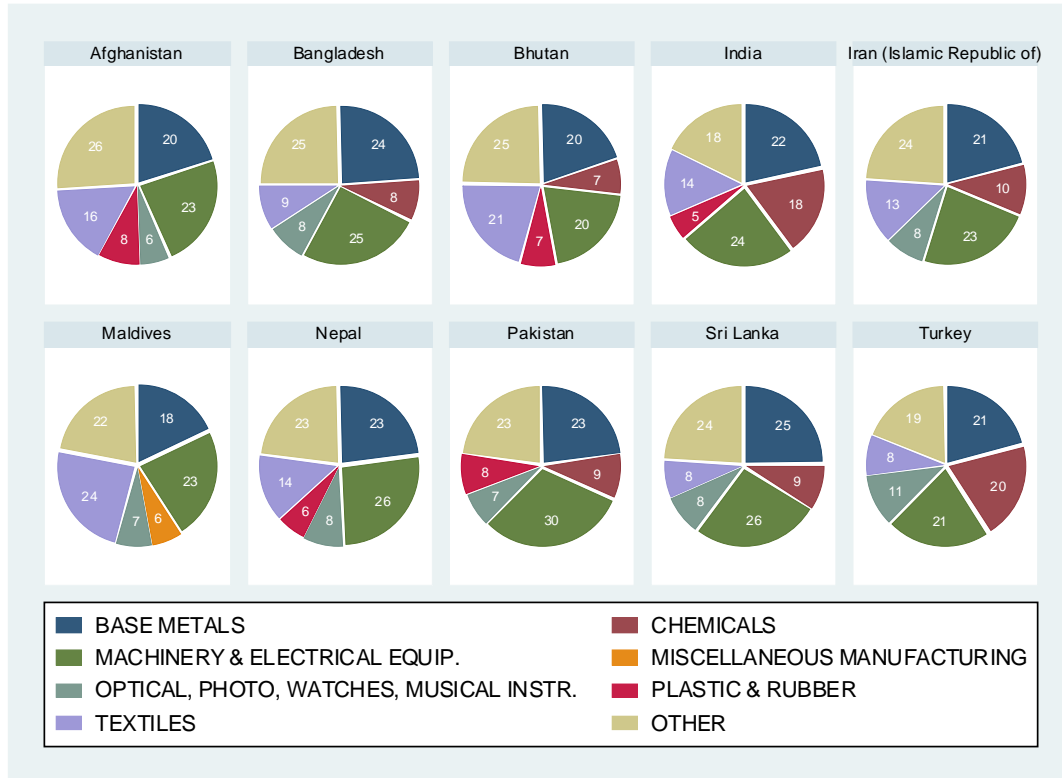
Source: Author based on data from the United Nations Commodity Trade Statistics Database (COMTRADE).

The data presented in table 2 is summarized in the pie charts in figure 5, which shows for each country the top five industries with higher shares in percentage of the potential new products. For example, in the case of Afghanistan, the top five industries with potential new products with above country's average complexity are machinery and electrical equipment (23%);³ base metals and articles of base metals (20%); textiles and textile articles (16%); plastic and rubber and articles thereof (8%); and optical, photo, watches, musical instruments (6%).⁴

³ Including machinery and mechanical appliances, electrical equipment and parts, sound recorders and reproducers, television image and sound recorders and reproducers, and parts and accessories of such articles.

⁴ Including optical, photographic, cinematographic, measuring, checking, precision, medical or surgical instruments and apparatus; clocks and watches; musical instruments; parts and accessories thereof.

Figure 5. Top five industries with higher percentage of potential new products



Source: Author based on data from the United Nations Commodity Trade Statistics Database (COMTRADE).

The concentration of opportunities within few industries is a common result amongst the countries of the subregion, with five industries accounting for 74% or more of the potential new products with above country's average complexity. Two industries are amongst the top five in all countries of the subregion, namely base metals and machinery and electrical equipment, together accounting for 40% to 53% of the potential new products with above country's average complexity. Products of the industries of textiles and textile articles are also amongst the top five in all countries but Pakistan, while products of industries related to optical, photo, watches, and musical instruments are amongst the top five in all countries but Bhutan and India, and products of the chemical or allied industries are not in the top five only in Afghanistan, Maldives and Nepal.

The analysis of opportunities for diversification by industry as presented in figure 5 shed some light on the potential target areas for diversification that promotes structural transformation and builds productive capacities. However, in addition to the identification of potential areas for diversification, it is important to identify the factors that could facilitate or prevent the process of discovery of these new economic activities by the business sector.

One factor that is somewhat self-evident is the share of potential new products that have above country's average product complexity. The higher the share, the higher is the probability that an entrepreneur would select a new economic activity with above country's average complexity. A lower share reduces the probability that more complex new economic activities are likely to emerge. That seems to be the case of Bhutan, as shown in figure 4, where the majority of the pairs of existing and potential new export products are concentrated below the

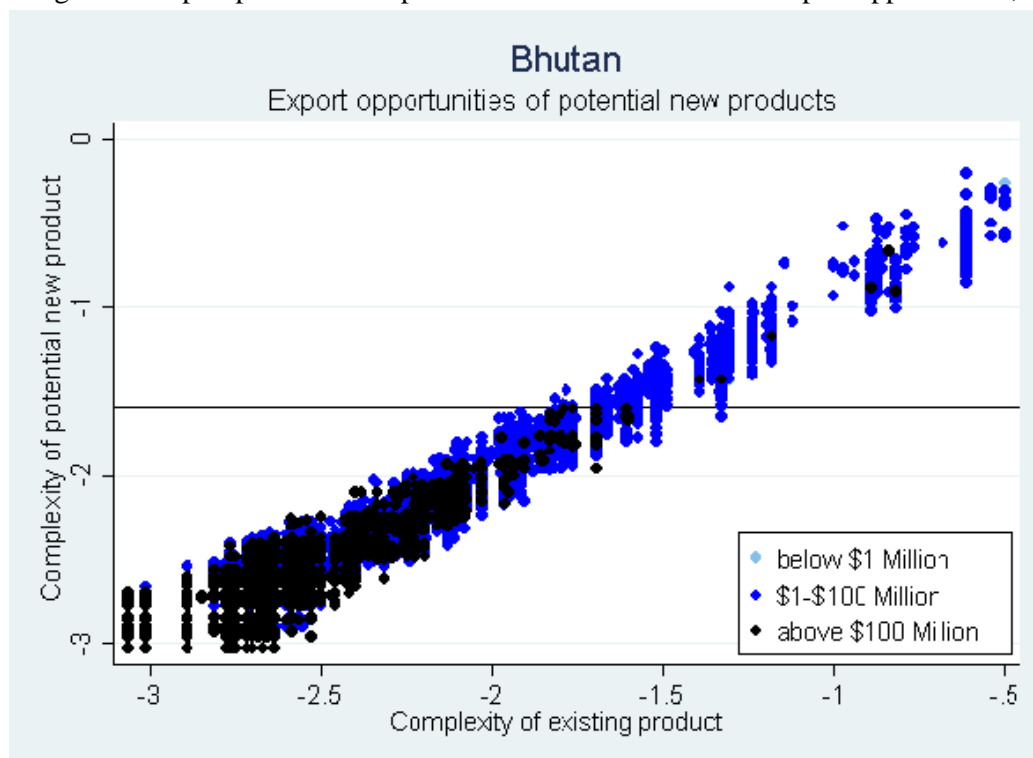
country's average product complexity. However, economic agents usually respond to price incentives and, therefore, demand factors are also expected to play a role in the diversification process, as discussed in the following section.

V. THE EFFECTS OF DEMAND

It seems reasonable to assume that products that are in high demand are more likely to attract entrepreneurs and are also more likely to succeed. Using Bhutan as an example, figure 6 maps the export opportunities of its potential new products. It shows that the potential new products with higher export opportunities (over \$1 million) are concentrated at the less-complex part of the set. New products with below average complexity are, thus, more likely to attract entrepreneurs, perpetuating the low complexity of the country's product mix. The higher competition in the export markets of products of lower complexity is a counterbalancing factor that prevents the average complexity of the country's product from moving indefinitely towards the lower end.

Entrepreneurs may also consider the potential for import substitution of new products. Figure 7 maps such import substitution opportunities in the case of Bhutan. It shows that, similar to the case of export opportunities, the potential new products with higher import substitution opportunities have complexity levels below the country's average. Therefore, it is likely that the change in the distribution of product complexity, and consequently in the country's productive capacity, would be driven by the higher demand for lower-complexity new products both in export and domestic markets.

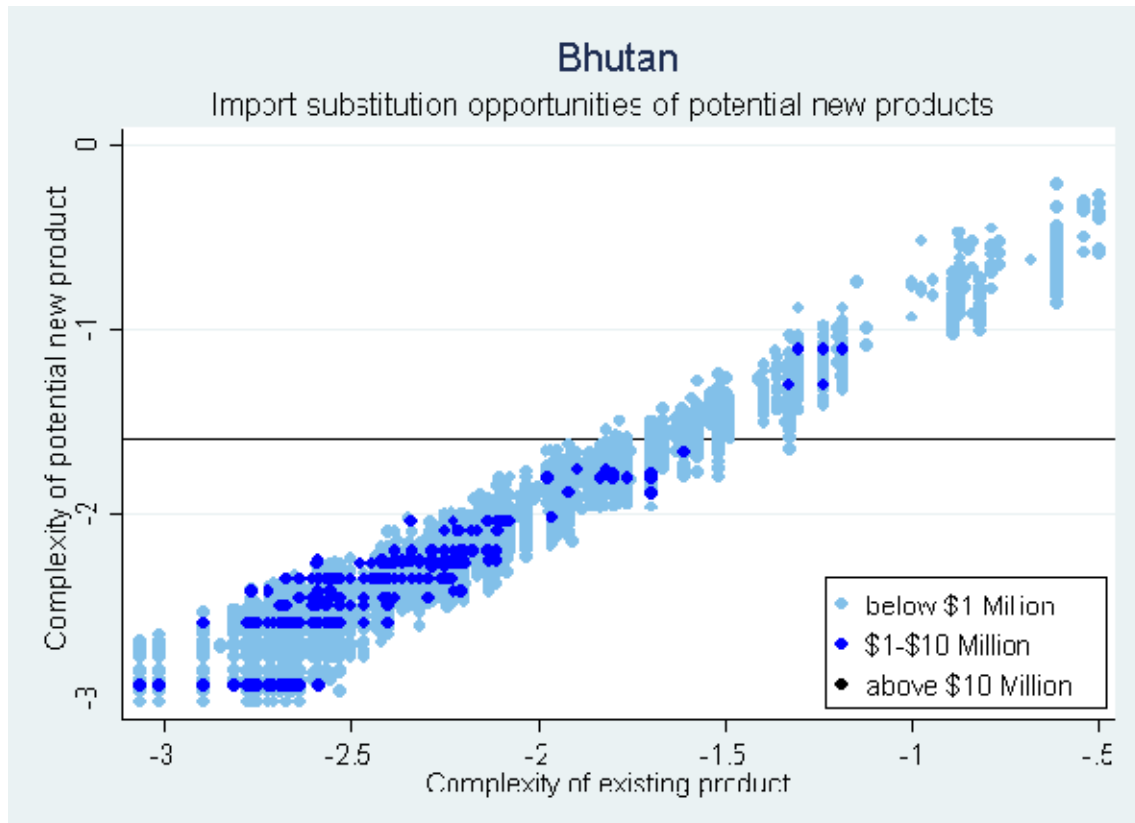
Figure 6. Map of potential new products for diversification and export opportunities, Bhutan



Source: Author based on data from the United Nations Commodity Trade Statistics Database (COMTRADE).

The government can thus play a role in nudging the discovery process towards the new products that have higher complexity. Successful diversification towards these new products will generate the new capabilities that will increase the country's productive capacity. They will also facilitate the process of diversification towards other products with higher complexity. That process of increasing product complexity, and consequently increasing productive capacity, has a social benefit of facilitating future diversification and further economic growth. Such benefit is not quantifiable a priori and, thus, cannot be captured by the private entrepreneur. The society will benefit if a larger proportion of entrepreneurs take their chances in those products of higher complexity, but that benefit is not internalized by the entrepreneurs themselves, thus the diversification towards those products is likely to be below the optimum social level. The government should, therefore, support and facilitate through selective policies, including industrial and trade policies and infrastructure development, the diversification towards those new products of above average complexity and that have high demand. The reduced number of diversification opportunities that meet the above criteria indicates that these selective policies should be targeted.

Figure 7. Map of potential new products for diversification and import substitution opportunities, Bhutan



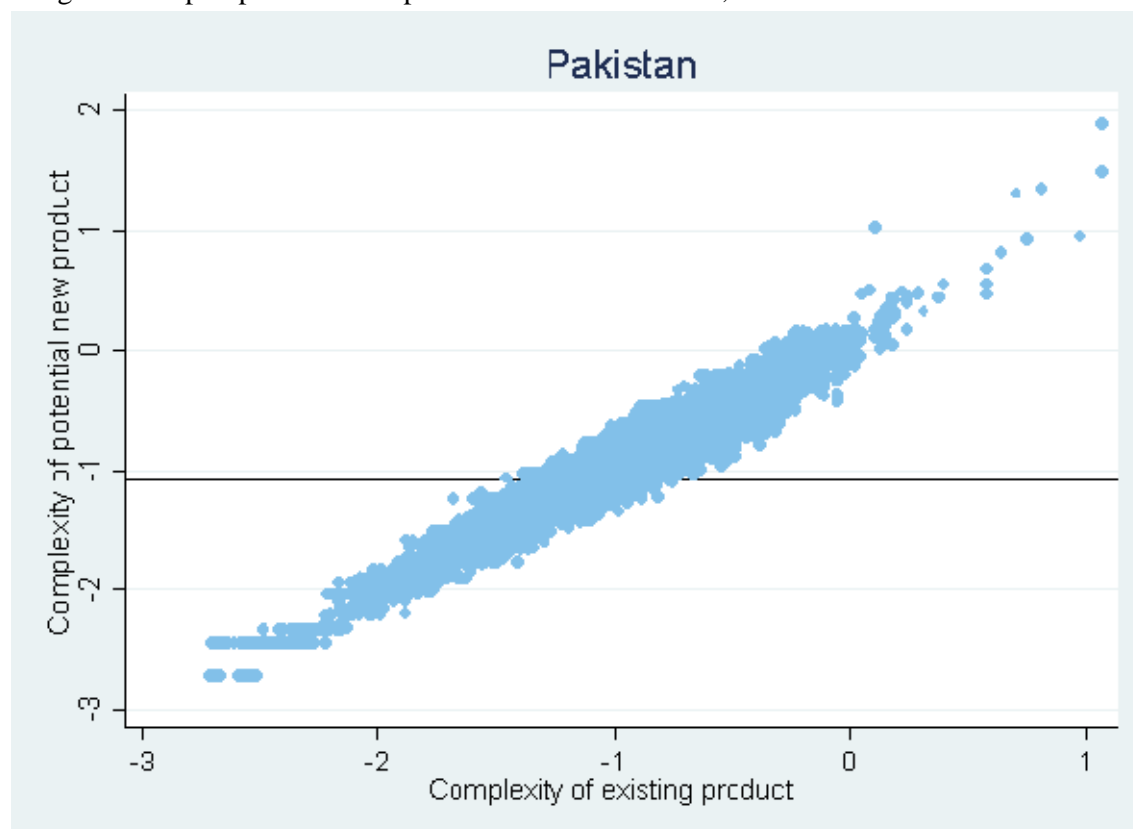
Source: Author based on data from the United Nations Commodity Trade Statistics Database (COMTRADE).

Figure 8 maps the potential new exports in the case of Pakistan. Different to the case of Bhutan, it shows that the majority of the pairs of existing products and potential new export opportunities are located above the country's average product complexity, increasing the probability of more complex new economic activities to emerge. This result suggests that, in the case of Pakistan, the country could make a lot of progress in the shorter term in diversifying the

production base and build productive capacities if it could further improve the environment conducive to business (e.g. in the areas related to stability, rule of law, finance, infrastructure), even if it could not nudge the discovery process towards selected economic activities.

However, the strategic view of diversification is still needed to discourage the move of resources towards products of lower complexity. This is illustrated by the figure 9, which maps the export opportunities of the potential new products in the case of Pakistan and shows that the potential new products with higher export opportunities are concentrated at the less-complex part of the set. On the other hand, potential new products with higher import substitution opportunities have above country's average product complexity (figure 10).

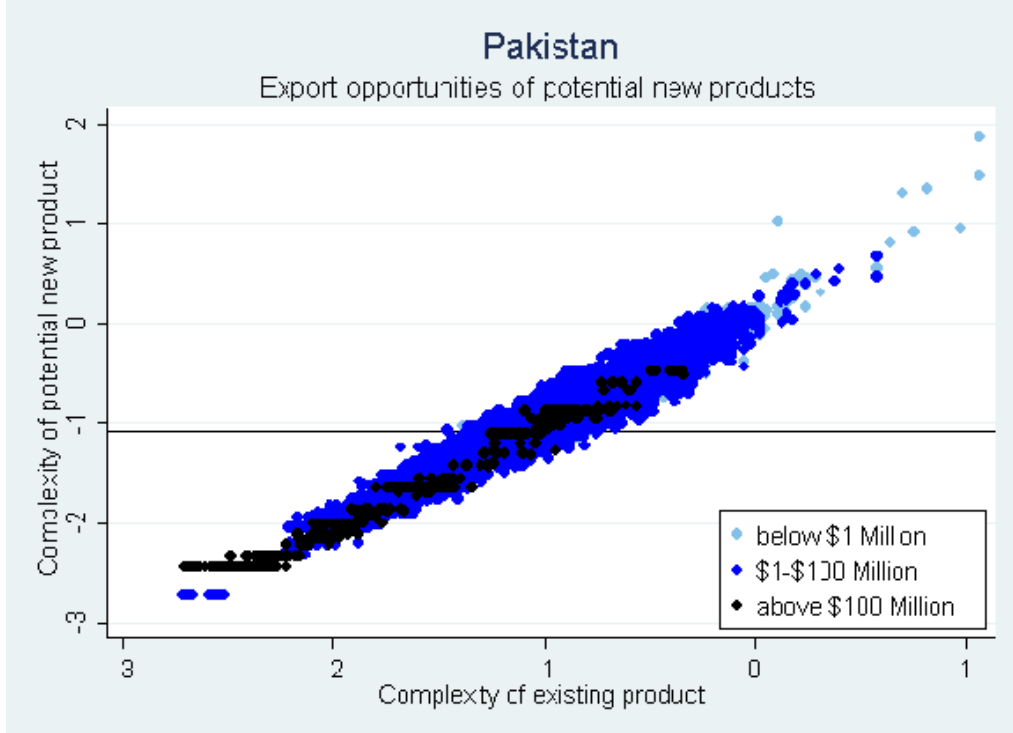
Figure 8. Map of potential new products for diversification, Pakistan



Source: Author based on data from the United Nations Commodity Trade Statistics Database (COMTRADE).

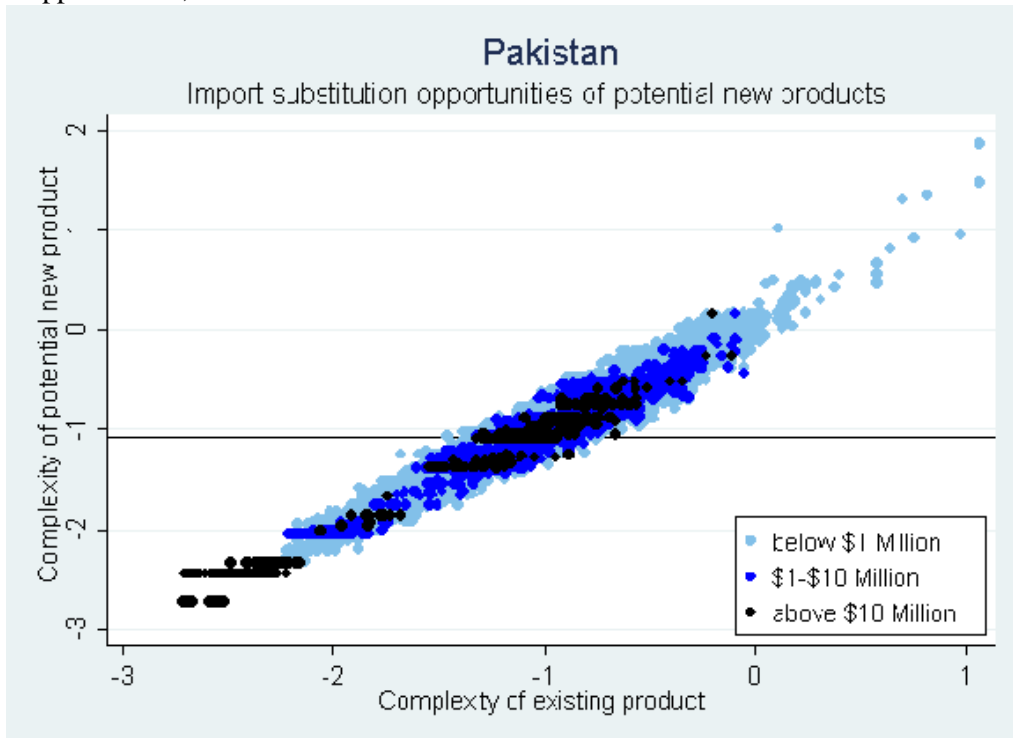
Annex 1 shows for each country in the South and South-West Asian subregion the maps of export and import substitution opportunities and Annex 2 lists the 40 potential new products for diversification that would provide the major long-term gains along with their top 10 export opportunity markets. The result suggests that the majority of these export opportunities are in Asia, particularly in China, India, Japan, Republic of Korea and Russian Federation. There are also many export opportunities in emerging economies from other developing regions, including Brazil and Mexico. Countries in South and South-West Asia will, therefore, benefit from increasing South-South trade and intraregional trade in particular.

Figure 9. Map of potential new products for diversification and export opportunities, Pakistan



Source: Author based on data from the United Nations Commodity Trade Statistics Database (COMTRADE).

Figure 10. Map of potential new products for diversification and import substitution opportunities, Pakistan



Source: Author based on data from the United Nations Commodity Trade Statistics Database (COMTRADE).

VI. THE ROLE OF THE STATE IN PROMOTING DIVERSIFICATION

The State has an important role to play in facilitating the creation of new private sector activities that increase the productive capacity of the economy. That should entail the support of both the emulation and the product innovation strategies. However, the balance between them depends on the level of diversification and productive capacities in the country. This is illustrated by the data in table 3, which lists for each country in the South and South-West region the number of products that are currently produced; the total number of potential new products that will require, to be produced, capabilities that are closely related to those already in existence; the percentage of those potential new products that have above country's average complexity; and the percentages of export and import substitution opportunities with above country's average complexity.

The comparison of the number of existing and potential new products shows that countries with less diversified product mix have many opportunities to diversify by emulating the production of more developed countries, moving towards products that already exist but are new in the context of the country's economy. For example, Bhutan has 315 products in its product mix but almost three times that number (1,403) as potential new products for emulation. On the other hand, as countries diversify, such strategy results in gradually fewer potential new products and, to continue to diversify, the country should start to combine emulation with innovation, the creation of new products. For the most diversified countries of the subregion, India and Turkey, innovation seems to be a much more important strategy, given the relative lower number of potential new products for diversification through emulation.

Table 3. Potential new products related to those already produced by countries in South and South-West Asia

Country	Number of existing products	Number of potential new products for emulation	Percentage of potential new products with above country's average complexity	Percentage of export opportunities with above country's average complexity	Percentage of import substitution opportunities with above country's average complexity
Afghanistan	1 830	2 360	60%	23%	48%
Bangladesh	3 816	1 979	65%	31%	
Bhutan	315	1 403	44%	10%	15%
India	18 985	391	86%	83%	36%
Iran (Islamic Republic of)	6 048	2 004	69%	46%	64%
Maldives	758	1 577	50%	15%	14%
Nepal	2 649	2 344	58%	19%	16%
Pakistan	7 515	1 541	76%	40%	56%
Sri Lanka	6 142	1 832	74%	39%	40%
Turkey	15 691	356	89%	85%	81%

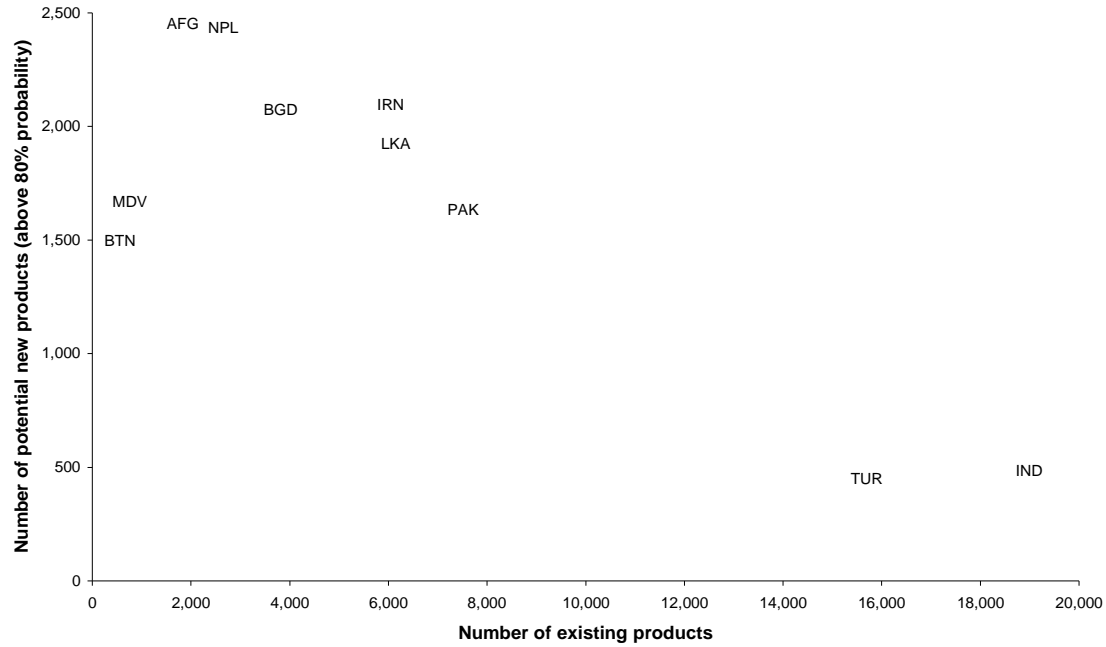
Source: Author based on data from the United Nations Commodity Trade Statistics Database (COMTRADE).

Note: Number of products exported is the number of category of products exported classified using HS 2002 trade data disaggregated at 6-digit level and further disaggregated by unit price.

This relationship between number of existing and potential new products is illustrated in figure 11. It shows that the number of potential new products increases with the number of existing products in the country's product mix for very low levels of diversification, which with the dataset used was around 3,000 products. After that point, the number of potential new

products reduces with the increase of products in the product mix, and the balance between emulation and innovation start gradually to shift towards the latter. Intuitively, this relationship could be related to the fact that there are many more “low hanging fruits” for low diversified countries. As economies become more diversified, there are fewer opportunities for emulation.

Figure 11. Association between number existing and potential new products

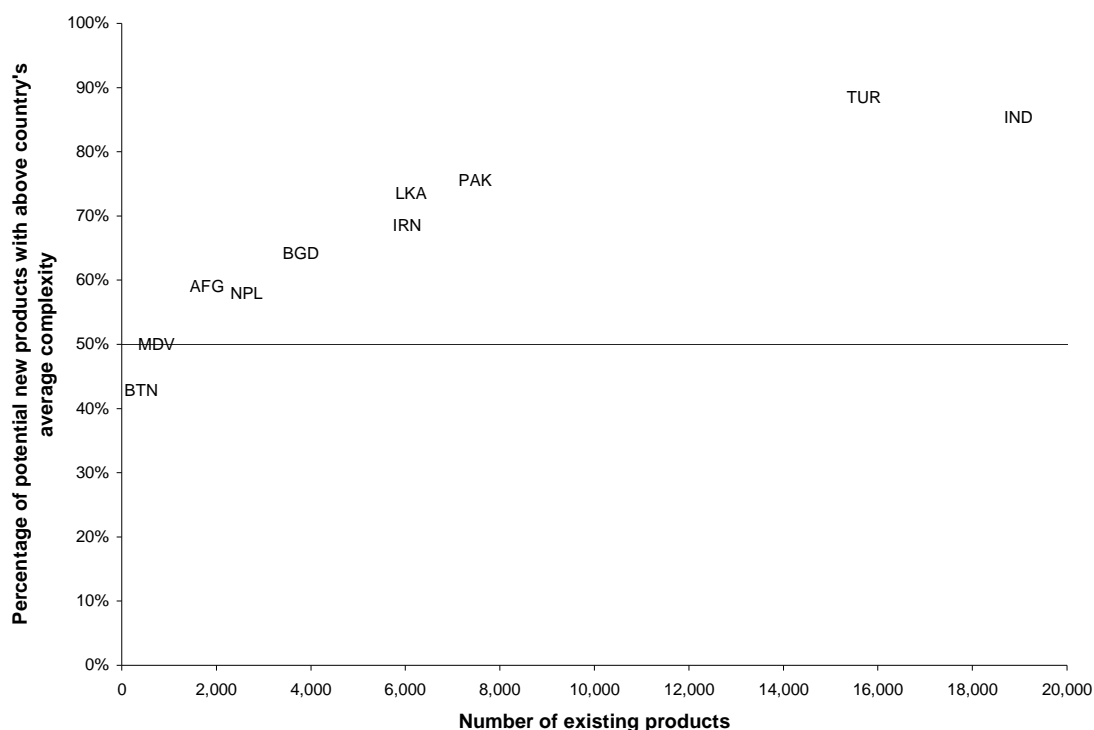


Source: Author based on data from the United Nations Commodity Trade Statistics Database (COMTRADE).

Note: Number of products exported is the number of category of products exported classified using HS 2002 trade data disaggregated at 6-digit level and further disaggregated by unit price.

Table 3 also shows that except for Bhutan all countries in South and South-West Asia have more than 50% of potential new products with above country’s average product complexity, which would contribute in pushing the distribution of complexity of the country’s product mix towards more complex products. This is illustrate in figure 12, which shows in the vertical axis the percentage of potential new products with above country’s average complexity and in the horizontal axis the number of existing products in the country’s product mix. The figure shows that proportion of potential new products with above country’s average complexity increases with the number of products in the product mix. The figure suggests that the countries that have lower share of potential new products with above country’s average complexity, and therefore with lower opportunity to move up in the complexity ladder, are exactly the less diversified economies that in principle could benefit more from an emulation strategy.

Figure 12. Percentage of new products with above country's average product complexity



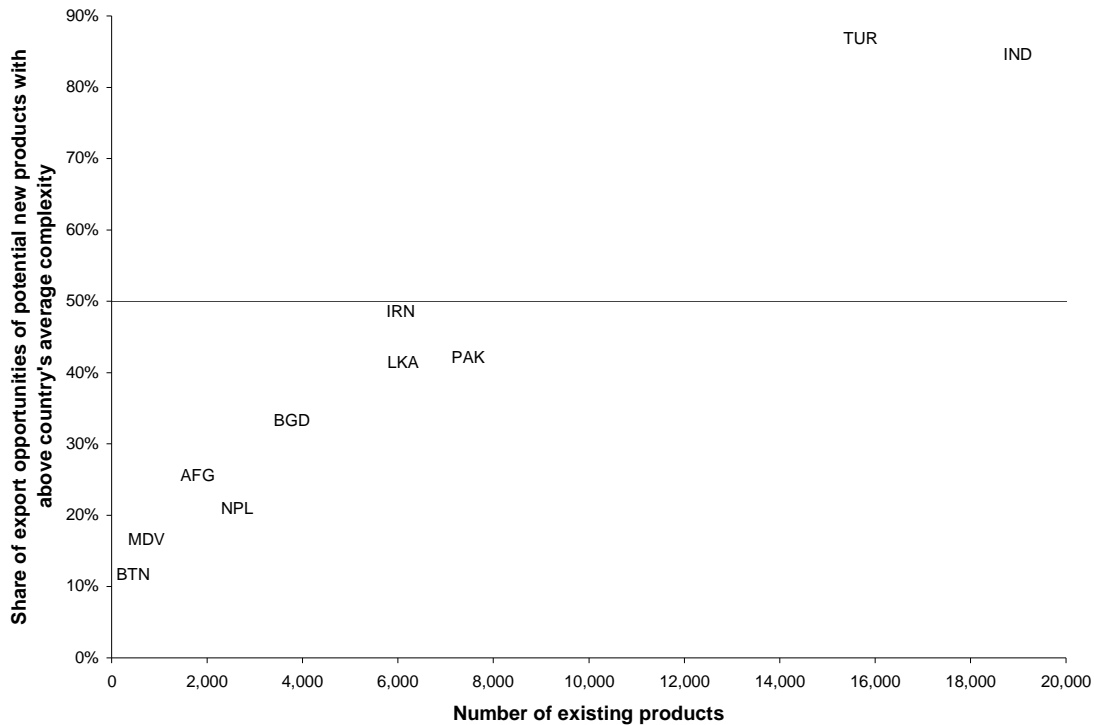
Source: Author based on data from the United Nations Commodity Trade Statistics Database (COMTRADE).

Note: Number of products exported is the number of category of products exported classified using HS 2002 trade data disaggregated at 6-digit level and further disaggregated by unit price.

The percentages of export and import substitution opportunities with above country's average complexity add another layer to the analysis. Figure 13 shows the number of existing products in the country's product mix in the horizontal axis and the share in percentage of the export opportunities of potential new products with above country's average product complexity in the vertical axis. For example, in Pakistan, the sum of export opportunities of potential new products with above country's average product complexity represents 40% of the export opportunities of the whole set of potential new products given the existing product mix. Assuming that entrepreneurs take into consideration the potential demand of new products when deciding between potential new economic activities and also assuming that new exports that have a higher export opportunity have higher chances of success, it is reasonable to suppose that a higher proportion of new economic activities will have below country's average product complexity. Although this outcome makes perfect sense in the short-term as the one that maximizes the efficient use of the limited resources in the economy, in the long run it perpetuates the relative lower level of productive capacities and opportunities of productive employment in the economy, reducing the chances of the country to catch up with developed economies.

Figure 13 shows that the effect of export opportunities on the majority of the countries of the South and South-West Asia is to reduce the likelihood of a positive outcome of a laissez-faire approach to the promotion of new exports. Except from India and Turkey, all the other countries of the subregion are more likely to lose than gain in the longer-term if they let the market alone to create the incentives for export diversification.

Figure 13. Effect of export opportunities on the incentives for diversification towards products of above country's average product complexity

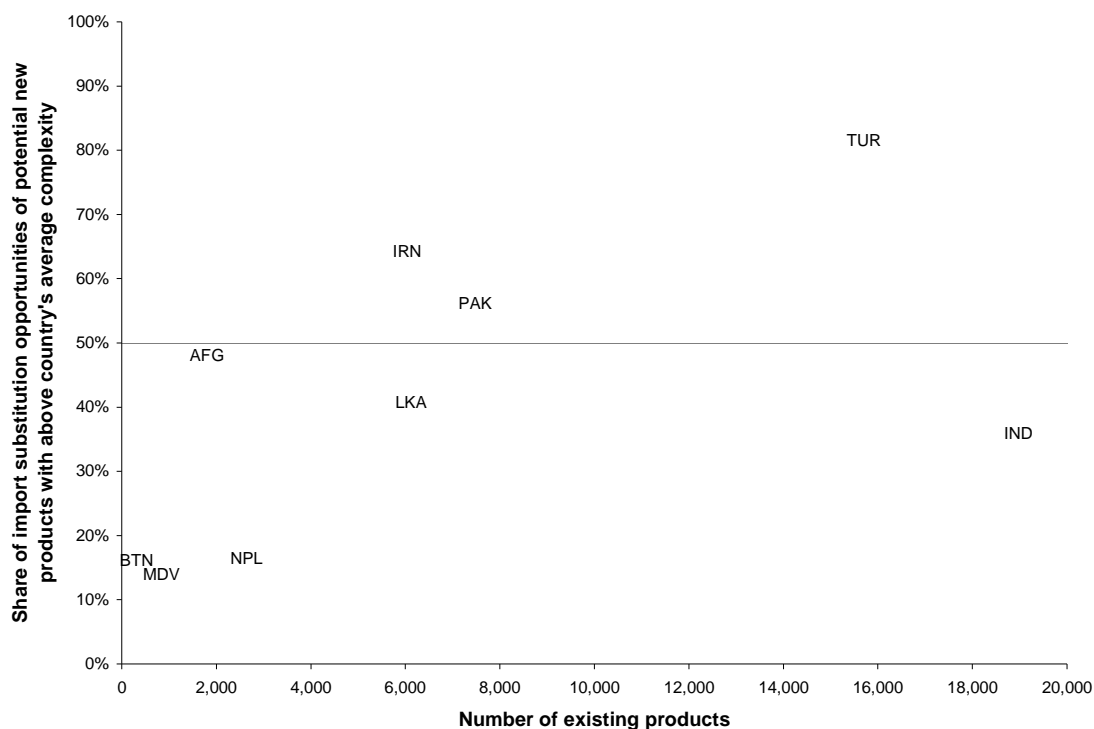


Source: Author based on data from the United Nations Commodity Trade Statistics Database (COMTRADE).

Note: Number of products exported is the number of category of products exported classified using HS 2002 trade data disaggregated at 6-digit level and further disaggregated by unit price.

Similarly, opportunities for import substitution also create the incentives either for increasing or for reducing the average complexity of a country's product mix. Figure 14 illustrates this effect for the countries of the subregion by showing the number of existing products in the countries' product mix in the horizontal axis and the share in percentage of the import substitution opportunities of potential new products with countries' above average product complexity in the vertical axis. The figure shows that only three countries are more likely to benefit from a laissez-faire approach to import substitution, namely the Islamic Republic of Iran, Pakistan and Turkey. The governments of the other countries of the subregion have to strategically create targeted incentives to nudge entrepreneurs in import substitution economic activities towards the potential new products with above average complexity.

Figure 14. Effect of import substitution opportunities on the incentives for diversification towards products of above country's average product complexity



Source: Author based on data from the United Nations Commodity Trade Statistics Database (COMTRADE).

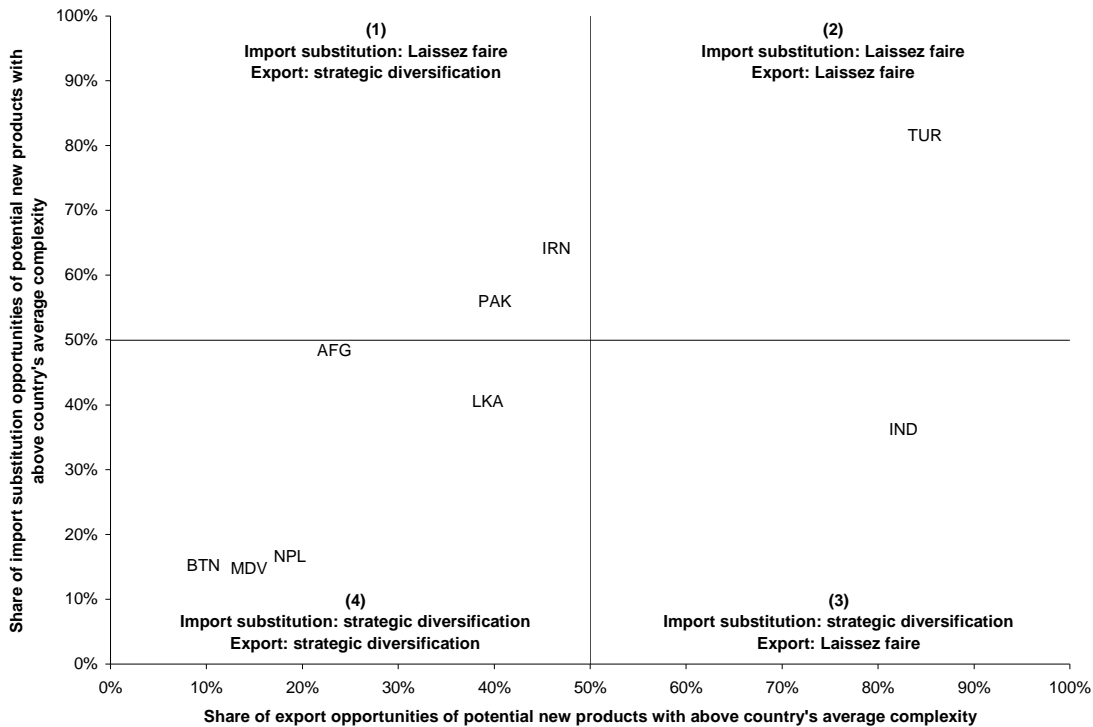
Note: Number of products exported is the number of category of products exported classified using HS 2002 trade data disaggregated at 6-digit level and further disaggregated by unit price.

The joint analysis of export and import substitution incentives is illustrated in figure 15, which shows in the vertical axis the share in percentage of the import substitution opportunities of potential new products with above country's average product complexity and the share of export substitution in the horizontal axis. The graph is divided in four quadrants. In the first quadrant are the countries that could adopt a laissez-faire approach to import substitution but should adopt a strategic diversification approach towards new export opportunities to facilitate the private sector's discovery of new economic activities leading to the desirable social objective of increasing the economy's productive capacity. Pakistan and the Islamic Republic of Iran are located in this quadrant with shares of export and import substitution opportunities of the potential new products with above country's average product complexity accounting for 40% and 56%, respectively, in the case of Pakistan and 46% and 64% in the case of the Islamic Republic of Iran.

In the second quadrant is Turkey, where 85% of the export opportunities for potential new products and 81% of import substitution opportunities have above average product complexity for the country. This result suggests that it is more likely that an entrepreneur starting a new economic activity in the country, whether import substitution or exports, will pick an activity that has product complexity above the country's average, pushing the distribution of the country's product mix towards more complex products. Given this higher probability of the market to pick the socially desirable new economic activities, the state could adopt a laissez-faire

approach that focuses on facilitating the discovery process by providing an enabling environment for business that creates incentives for entrepreneurs to start new economic activities.

Figure 15. The role of the state



Source: Author based on data from the United Nations Commodity Trade Statistics Database (COMTRADE).

Note: Import data necessary to calculate the share of import substitution opportunities in Bangladesh was not available. If considering on the information on share of export opportunities, Bangladesh would be located either on quadrant 1 or 4.

India is in the third quadrant, where 83% of export opportunities of potential new products and 36% of import substitution opportunities have above average product complexity for the country. New exports, therefore, are likely to have product complexity above the country's average, and the country could adopt a laissez-faire approach towards export diversification and let the market guide the identification of new export opportunities. On the other hand, import substitution is likely to result in new products that have below the country's average product complexity. Therefore, the State has a role to play in nudging discovery towards economic activities that result in higher long-term gains.

The remaining countries of the subregion are located in the fourth quadrant. They are in the difficult position of not being able to rely on the market incentives to drive the economy towards increasing productive capacities. If let to the market alone, the new economic activities, either exports or import substitution that emulate the production of richer countries, are more likely to have below the country's average product complexity. These countries have to adopt an approach based on strategic diversification to nudge the private sector and create incentives towards economic activities with higher complexity. The implementation of such strategic diversification requires the selective promotion of new economic activities through the use of

targeted industrial, infrastructure, trade, investment and private sector development policies.

The analysis of empirical evidence, as presented in this paper, can be used in the process of identification of strategic direction of diversification. Information similar to the list of potential products presented in the annex could serve as a public good that could be made available to the private sector. It reduces the cost of discovery of potential successful new economic activities by informing entrepreneurs of the new products that require productive capacities similar to those already available in the country.

VII. CONCLUSIONS

Sustained, inclusive and equitable development requires a focus on production and employment that recognizes household members as both consumers and producers, and that their living standard depends on how they make a living. However, over the past 40 years, the countries in South and South-West Asia have made little progress transforming their economic structure, building productive capacities and providing productive employment opportunities. This paper approaches inclusive development in South and South-West Asia through the framework of structural transformation and productive capacities. By pursuing the diversification of economic activities and increasing productive employment opportunities for their people, countries of the subregion can make progress towards inclusive and sustainable development.

Economies build their productive capacities through a path-dependent diversification process that expands their production bases by including products that are increasingly more complex. Therefore, a pragmatic strategy for countries to build their productive capacities is to let these capacities be generated or acquired as part of the process of diversification, either through emulation of production in richer economies or through product innovation, the introduction of products totally new to the world. The State should support both the emulation and the product innovation strategies but the balance between them depends on the level of diversification and productive capacities in the country. Countries with less diversified product mix have many opportunities to diversify by emulating the production of more developed countries. As countries diversify, such strategy results in gradually fewer potential new products and countries should start to combine emulation with innovation.

Export and import substitution opportunities may create incentives towards or away from above country's average product complexity. The analysis presented in the paper suggests that Pakistan and the Islamic Republic of Iran could adopt a laissez-faire approach to import substitution but should adopt a strategic diversification approach towards new export opportunities to facilitate the discovery of new economic activities by the private sector leading to the desirable social objective of increasing productive capacities of the economy. Turkey could adopt a laissez-faire approach that focuses on facilitating the discovery process by providing an enabling environment for business that creates incentives for entrepreneurs to start new economic activities. India could adopt a laissez-faire approach towards export diversification and let the market guide the identification of new export opportunities, but the State has a role to play in nudging the discovery towards the import substitution products that result in higher long-term gains. The remaining countries of the subregion are in the difficult position of not being able to rely on the market incentives to drive the economy towards increasing productive capacities. These countries have to adopt an approach of strategic diversification to nudge the private sector and create incentive towards the economic activities with higher complexity.

The implementation of such strategic diversification requires the selective promotion of new economic activities over traditional ones through the use of targeted industrial, infrastructure, trade, investment and private sector development policies. An environment conducive to the private sector activities allows for an easier transition to a more diversified economy. In this process, it is essential to strengthen national institutions and good governance in order to provide a stable environment for the evolution of the economy, the curbing of cronyism and the promotion of development goals.

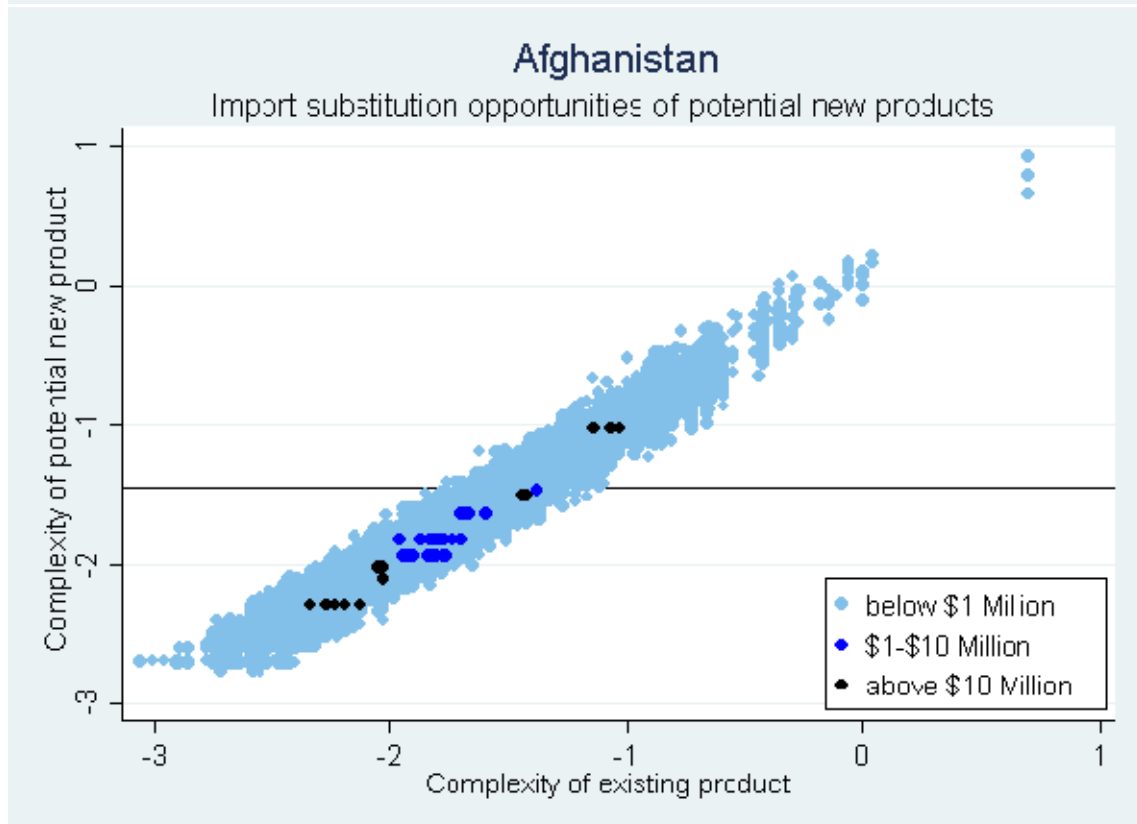
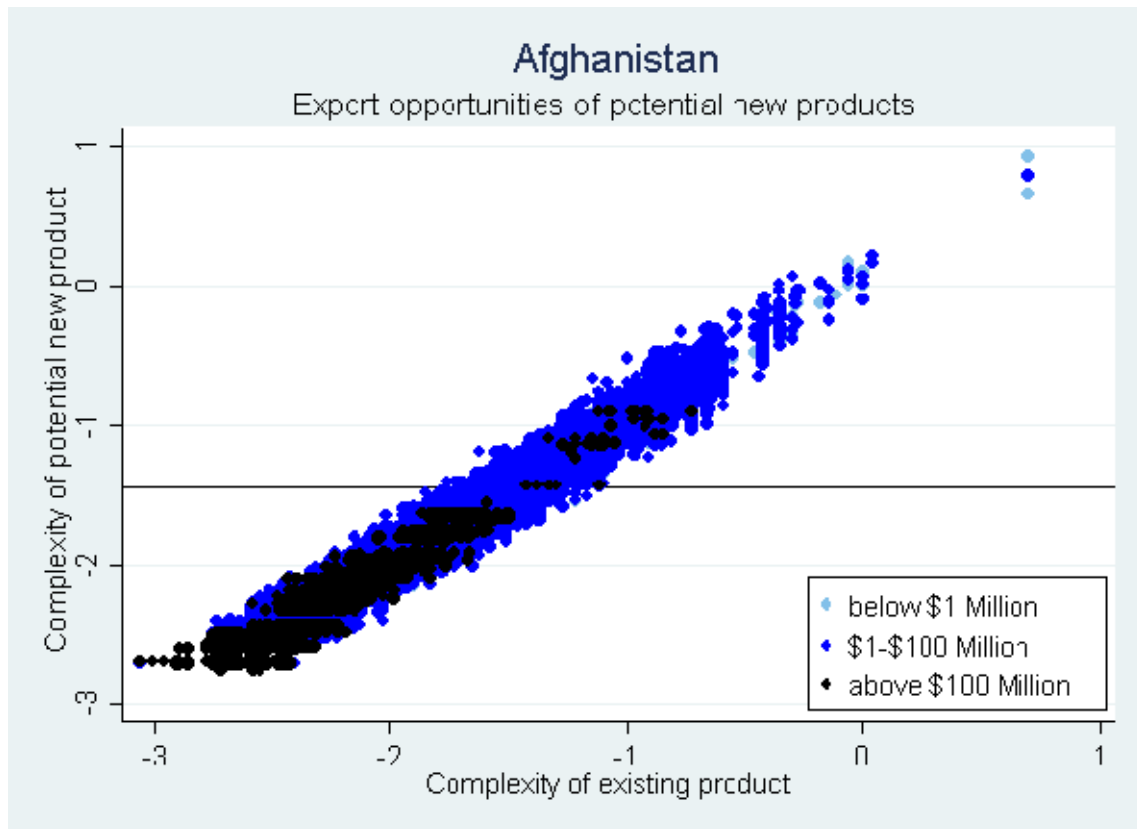
Establishing this stable environment requires “developmental states”, governments that give top priority to economic development in government policy and seek to design policies and institutions that promote this goal. It also requires a broader policy space that allows industrial and trade policies, macroeconomic policies and regulations that promote the transformation of productive capacities.

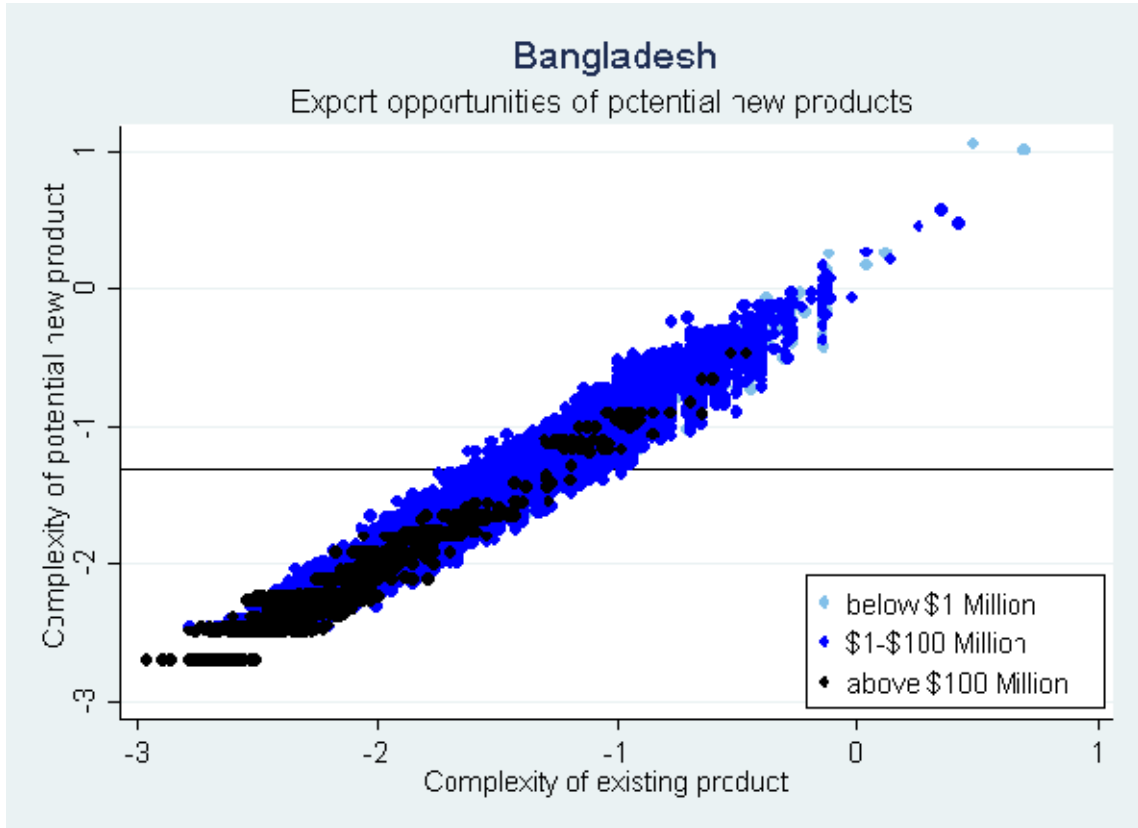
REFERENCES

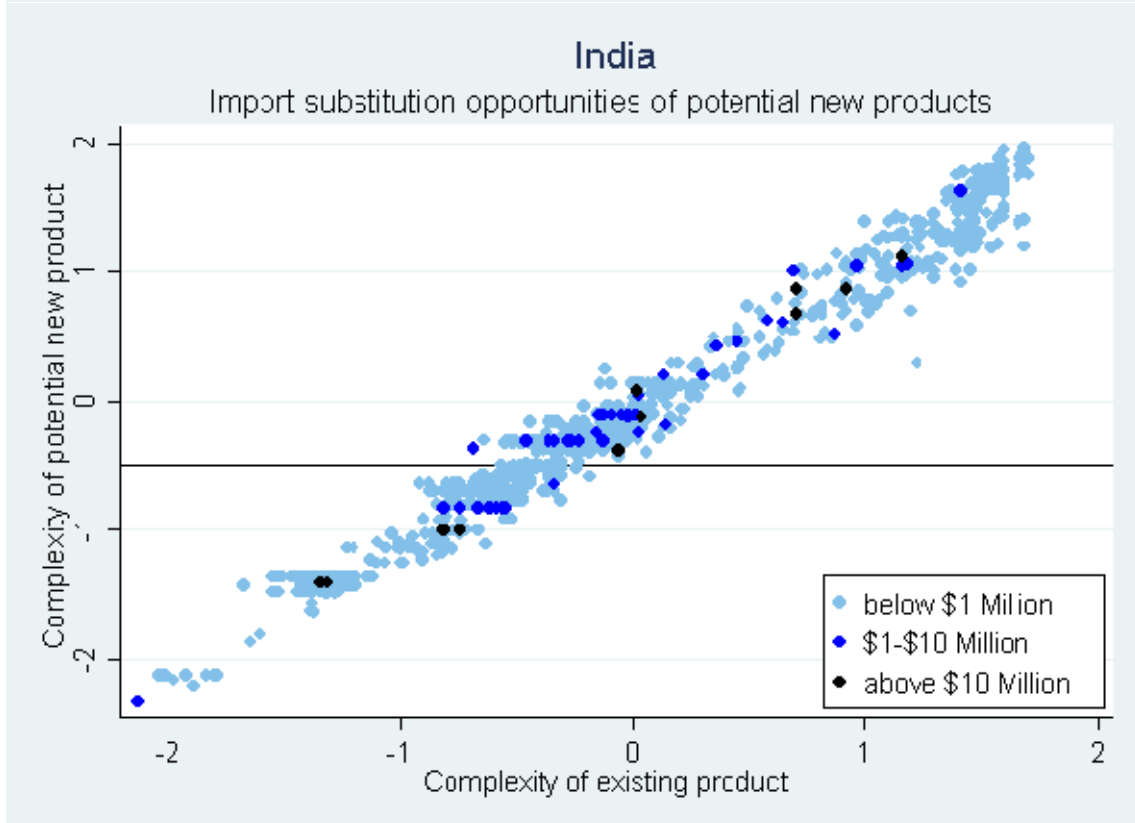
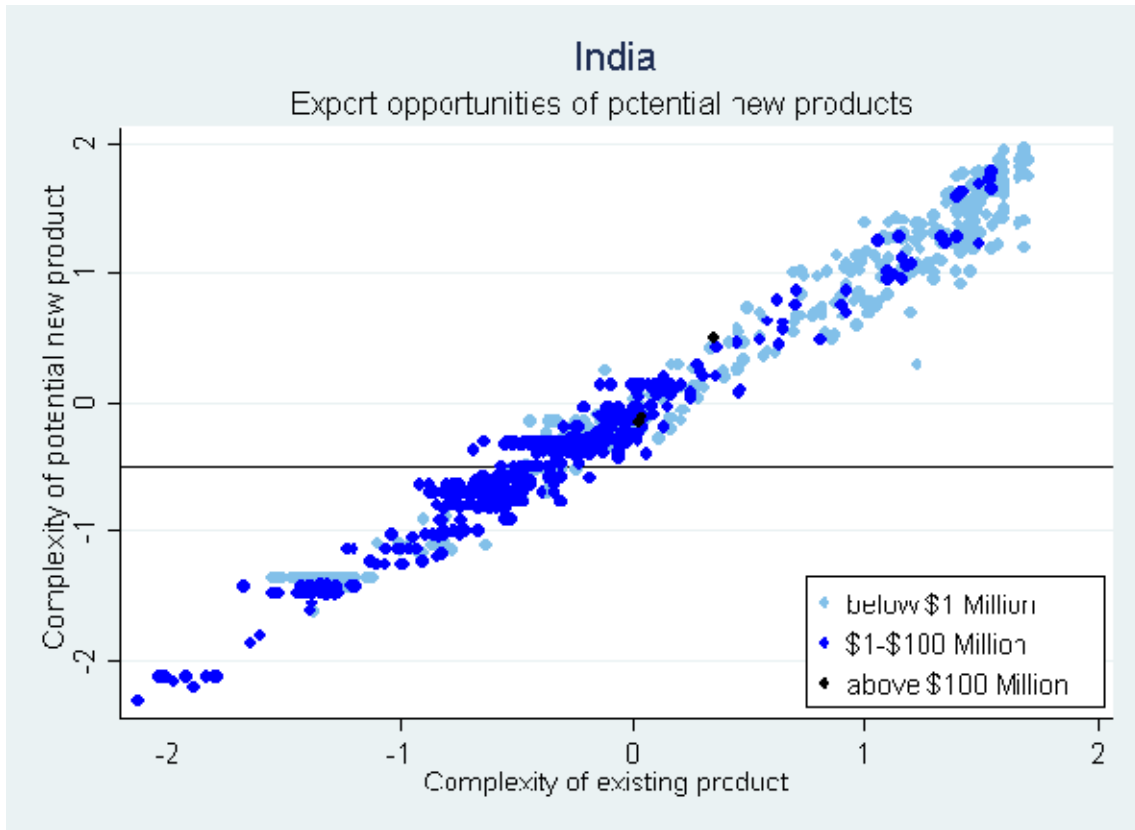
- Abdon, A., and others (2010). Product complexity and economic development. Levy Economics Institute of Bard College. Working Paper No. 616.
- Carrere, C., and others (2007). Export Diversification: What's behind the hump? CREA – Institut de macroeconomie appliqué. Université de Lausanne. November 2007.
- Cimoli, M., and others (2008). The Future of Industrial Policies in the New Millennium: Toward a Knowledge-Centered Development Agenda. LEM Papers Series 2008/19, Laboratory of Economics and Management (LEM), Sant'Anna School of Advanced Studies, Pisa, Italy.
- ECOSOC (2012). Draft ministerial declaration of the 2012 high-level segment, submitted by the President: Promoting productive capacity, employment and decent work to eradicate poverty in the context of inclusive, sustainable and equitable economic growth at all levels for achieving the Millennium Development Goals. E/2012/L.10.
- ESCAP (2011). *Economic and Social Survey of Asia and the Pacific 2011-Sustaining Dynamism and Inclusive Development: Connectivity in the Region and Productive Capacity in Least Developed Countries*. ST/ESCAP/2586. Sales No. E.11.II.F.2.
- _____ (2012). *Economic and Social Survey of Asia and the Pacific 2012-Pursuing Shared Prosperity: In an Era of Turbulence and High Commodity Prices*. ST/ESCAP/2628. Sales No. E.12.II.F.9.
- Freire, C. (2011). Productive Capacities in Asia and the Pacific. MPDD Working Papers, ESCAP, Macroeconomic Policy and Development Division.WP/11/17. Available from www.unescap.org/pdd/publications/workingpaper/wp-11-17.pdf.
- _____ (2012). Building Productive Capacities: Challenges and Opportunities for Least Developed Countries. MPDD Working Papers, ESCAP, Macroeconomic Policy and Development Division.WP/12/02. Available from www.unescap.org/pdd/publications/workingpaper/wp-12-02.pdf.
- Gore, C. (2009). The Impact of the MDG Paradigm on Poverty Reduction The MDGs as a “Faustian Bargain”. Available from www.eadi.org/fileadmin/MDG_2015_Publications/Gore_PAPER.pdf.
- Hausmann, R. (2012). A comment on: The New Structural Economic, A Rethinking of Development Economics and Policy. Available from http://siteresources.worldbank.org/DEC/Resources/84797-1104785060319/598886-1104852366603/599473-1223731755312/Hausmann_comment_on_Justin_Lin.pdf.
- Hausmann, R., and Klinger, B. (2007). The structure of the product space and the evolution of comparative advantage. CDI Working Paper No.146, April. Cambridge, MA: Harvard University, Center for International Development. Available from www.hks.harvard.edu/var/ezp_site/storage/fckeditor/file/pdfs/centers-programs/centers/cid/publications/faculty/wp/146.pdf.

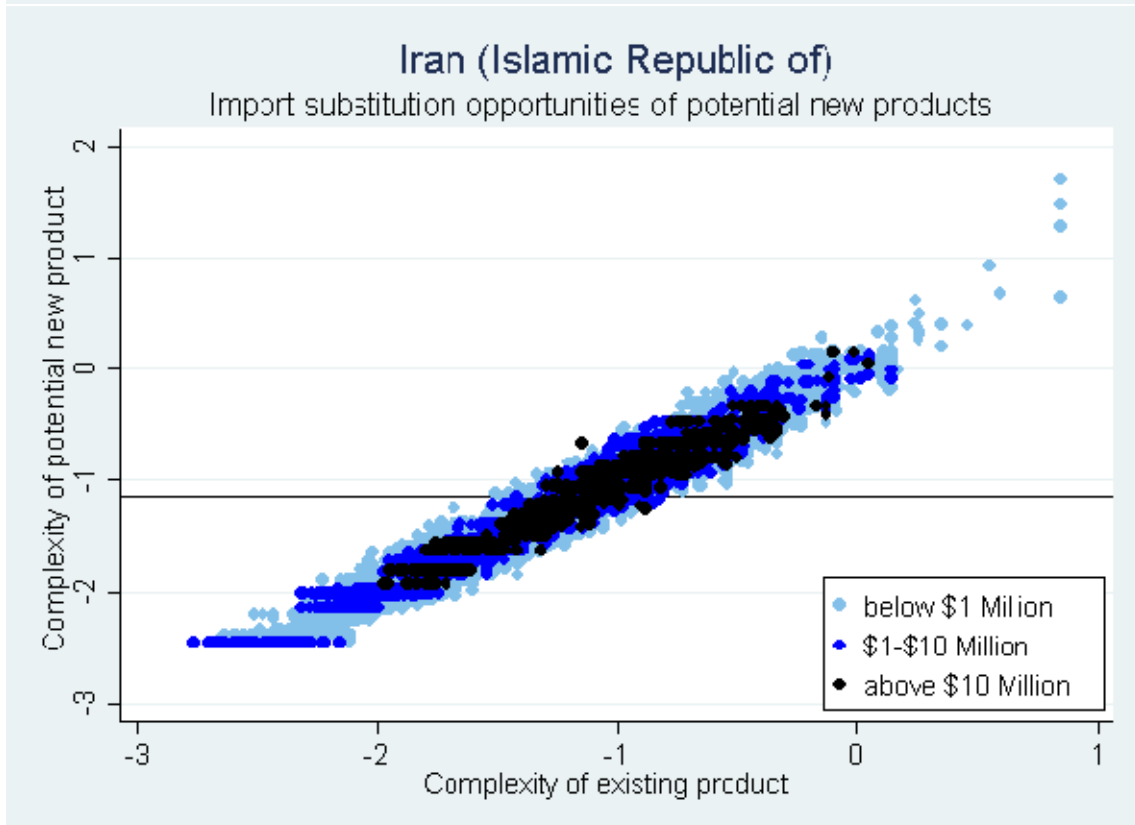
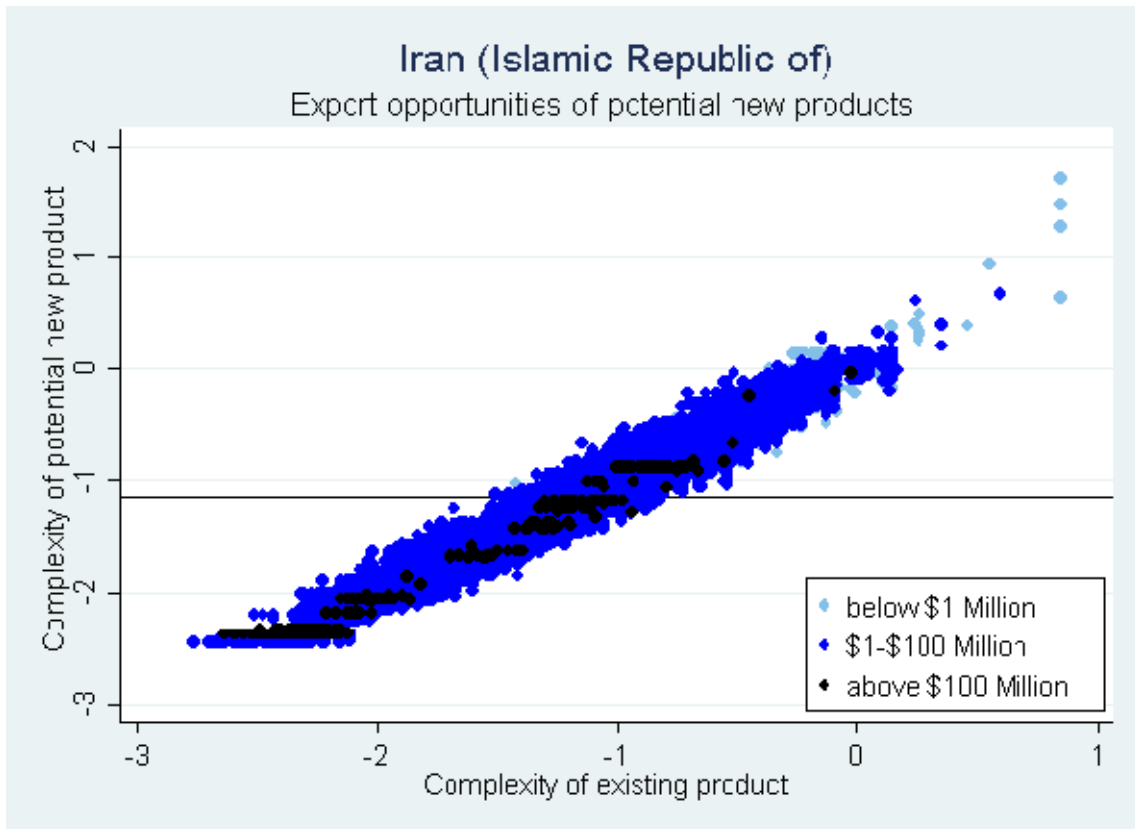
- Hausmann, R., and Hidalgo, C. (2010). Country diversification, product ubiquity, and economic divergence. CID Working Paper No. 201, October. Cambridge, MA: Harvard University, Center for International Development. Available from www.hks.harvard.edu/var/ezp_site/storage/fckeditor/file/pdfs/centers-programs/centers/cid/publications/faculty/wp/201.pdf.
- Hausmann, R., and Rodrik, D. (2006). Doomed to Choose: Industrial Policy as Predicament. Harvard University, September 2006. Available from www.hks.harvard.edu/fs/drodrik/Research%20papers/doomed.pdf.
- Hidalgo, C.A., and others (2007). *The product space conditions the development of nations. Science*, vol. 317, No. 5837, pp. 482-487. Available from <http://arxiv.org/ftp/arxiv/papers/0708/0708.2090.pdf>.
- Hidalgo, C., and Hausmann, R. (2009). The building blocks of economic complexity. *PNAS*, vol.106, No. 26, pp. 10570-10575. Available from www.chidalgo.com/Papers/HidalgoHausmann_PNAS_2009_PaperAndSM.pdf.
- Kumagai, S. (2008). A journey through the secret history of the Flying Geese Model. IDE Discussion Paper No. 158.
- Lin, J. Y. (2012). *New Structural Economics: a framework for rethinking development*. The World Bank. ISBN 978-0-8213-8957-7.
- Imbs, J., Wacziarg, R. (2003). Stages of Diversification. *American Economic Review, American Economic Association*, vol. 93(1), pp. 63-86, March.
- Reinert, E. S. (2007). *How Rich Countries Got Rich and Why Poor Countries Stay Poor*. London: Constable.
- Rodrik, D. (2004). Industrial Policy for the Twenty-First Century. Harvard University, September 2004. Available from www.hks.harvard.edu/fs/drodrik/Research%20papers/UNIDOSep.pdf.
- Schott, P. (2004). Across-product versus within-product specialization in international trade. *Quarterly Journal of Economics*, vol. 119, No. 2, pp. 647-678.
- United Nations (2011). Programme of Action for the Least Developed Countries for the Decade 2011-2020. A/CONF.219/3.

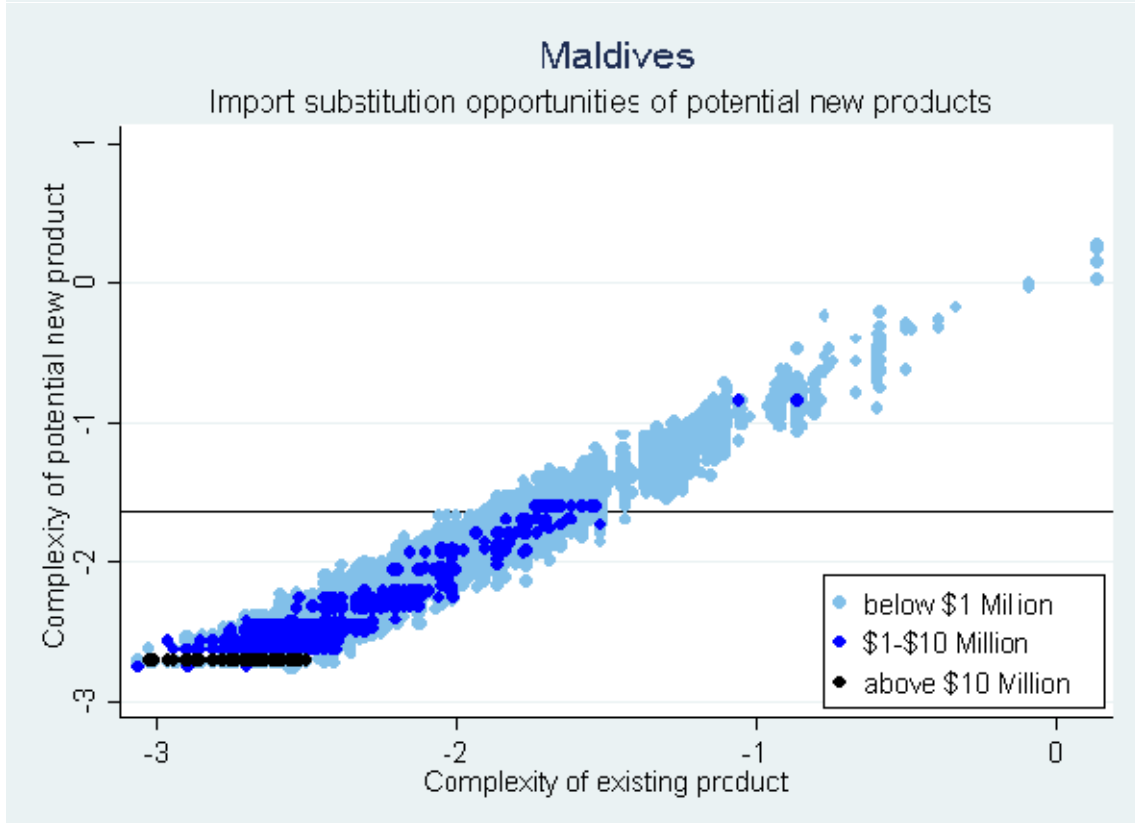
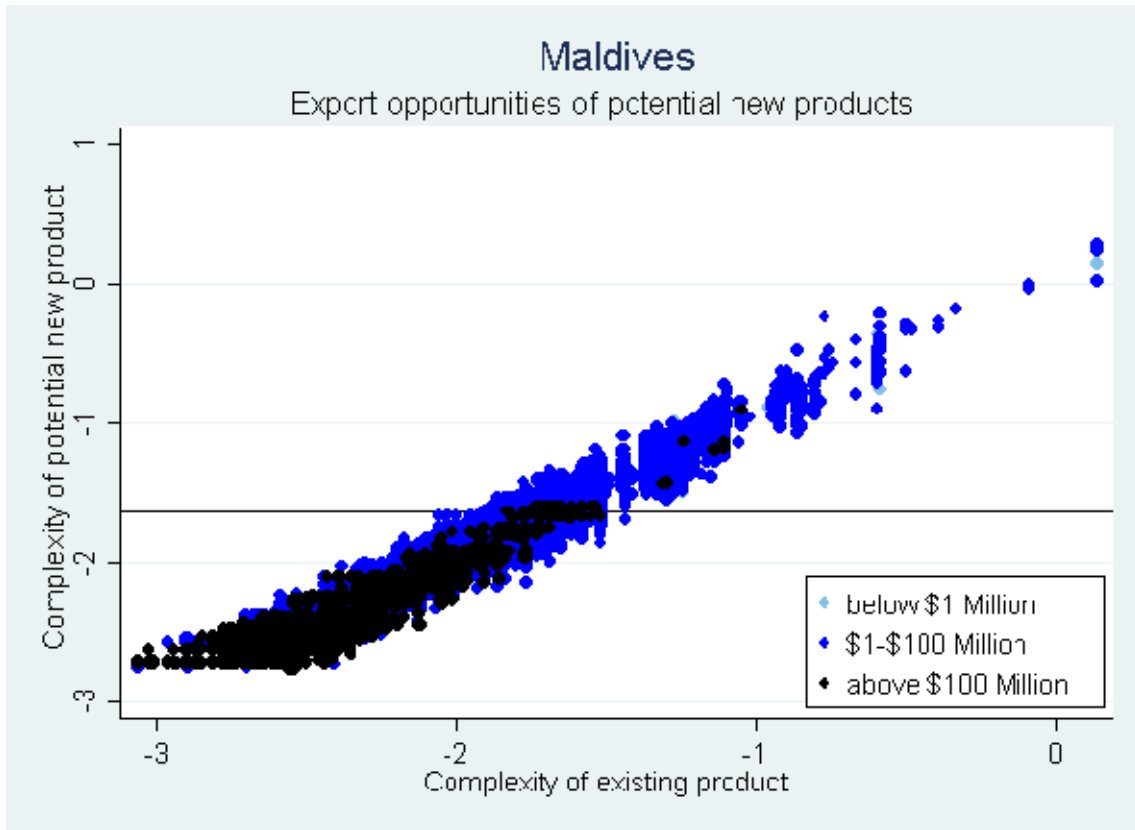
ANNEX 1 – MAP OF OPPORTUNITIES OF POTENTIAL NEW PRODUCTS

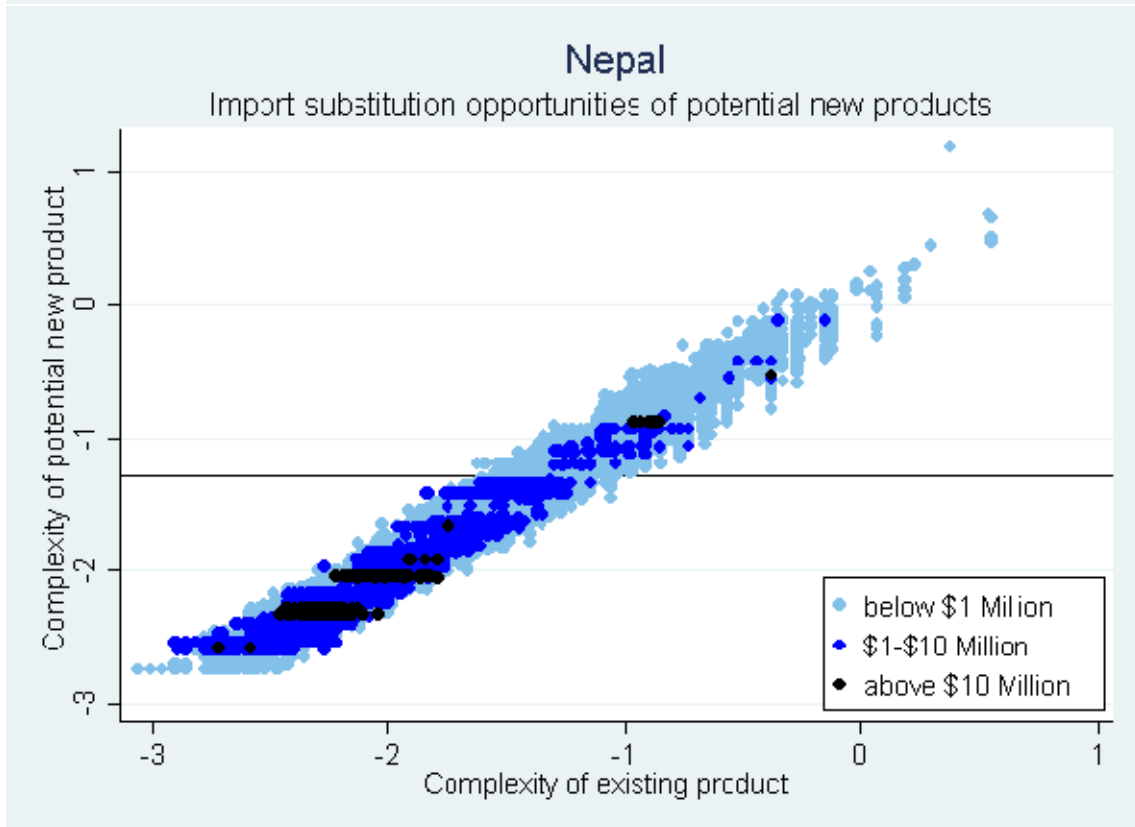
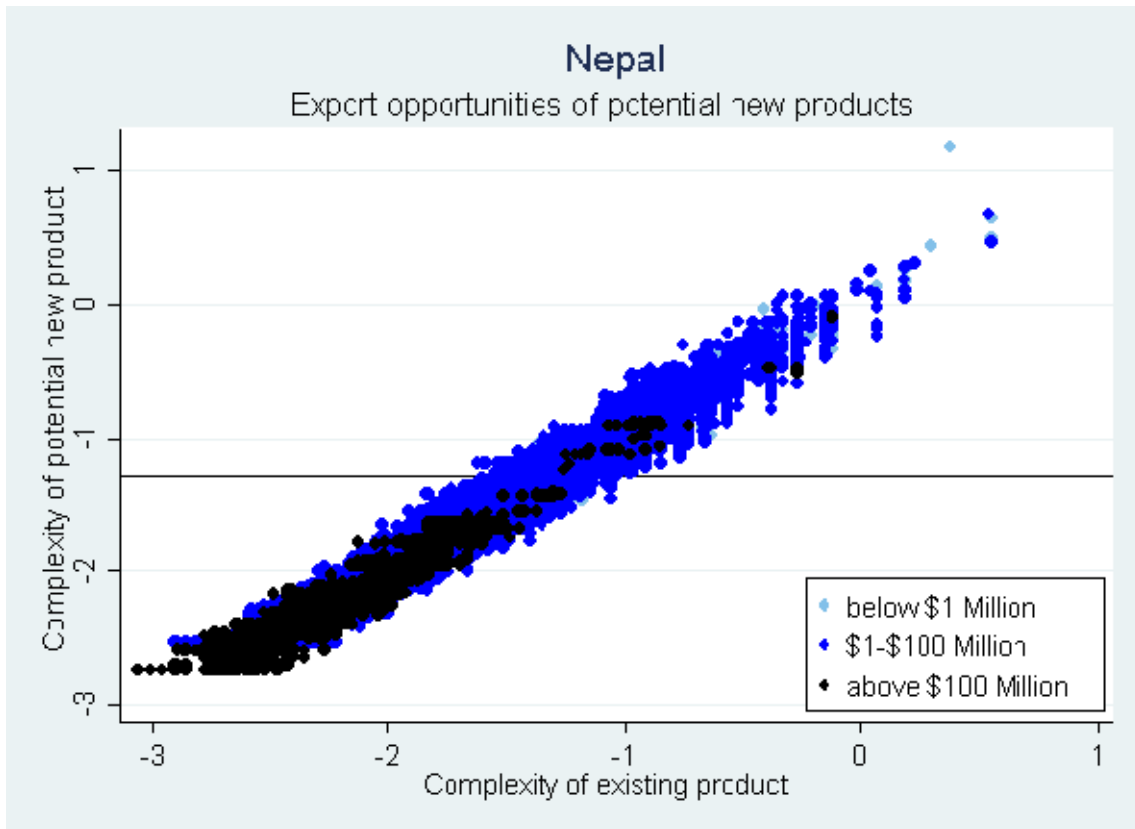


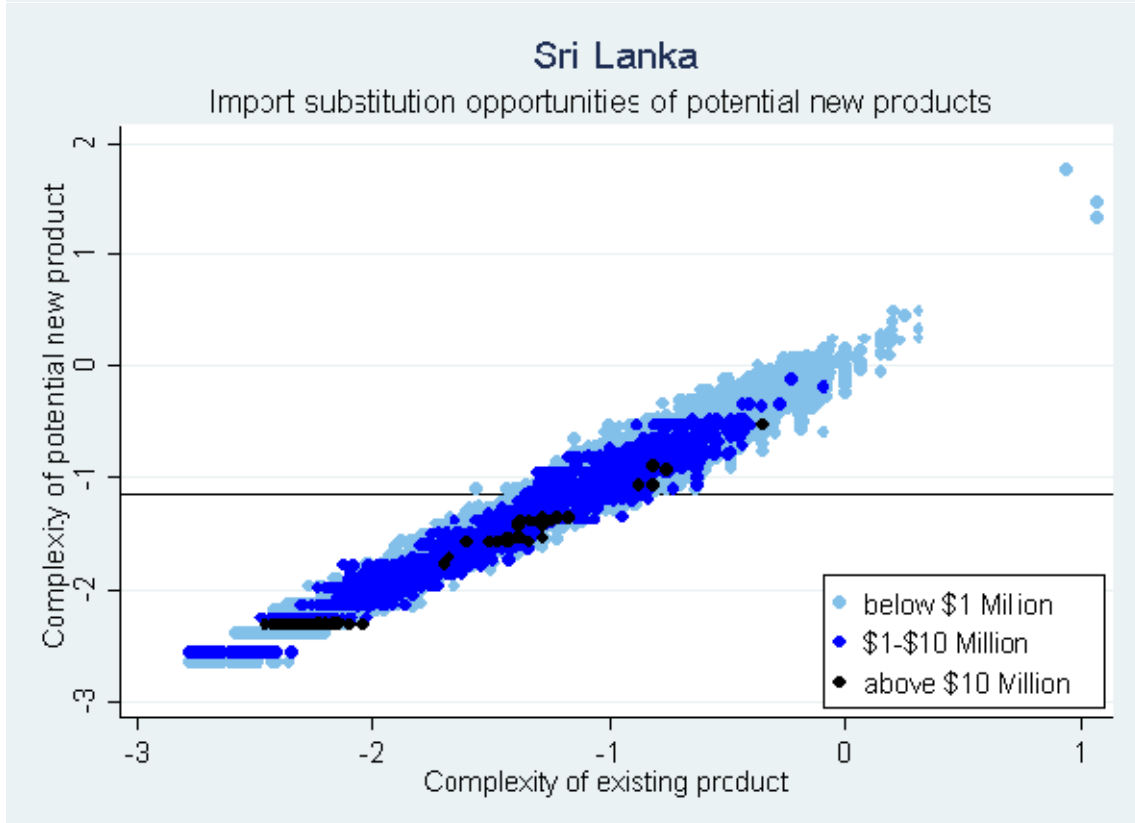
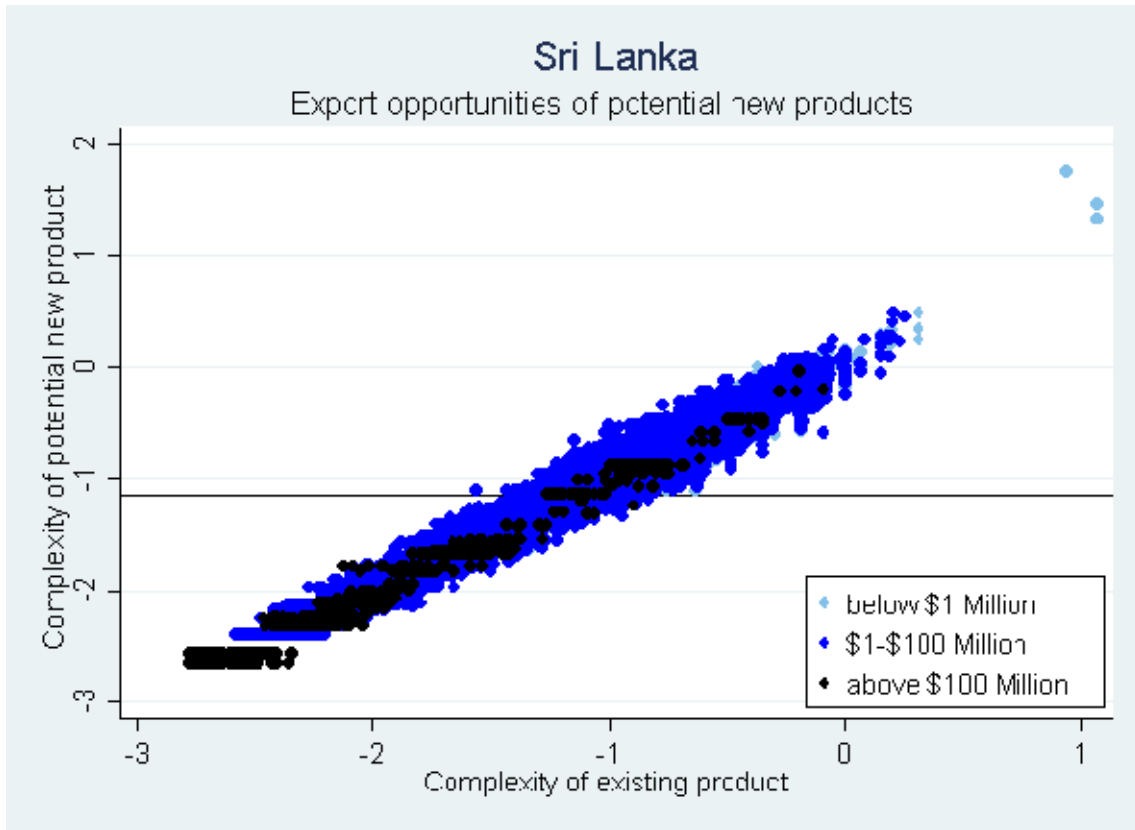


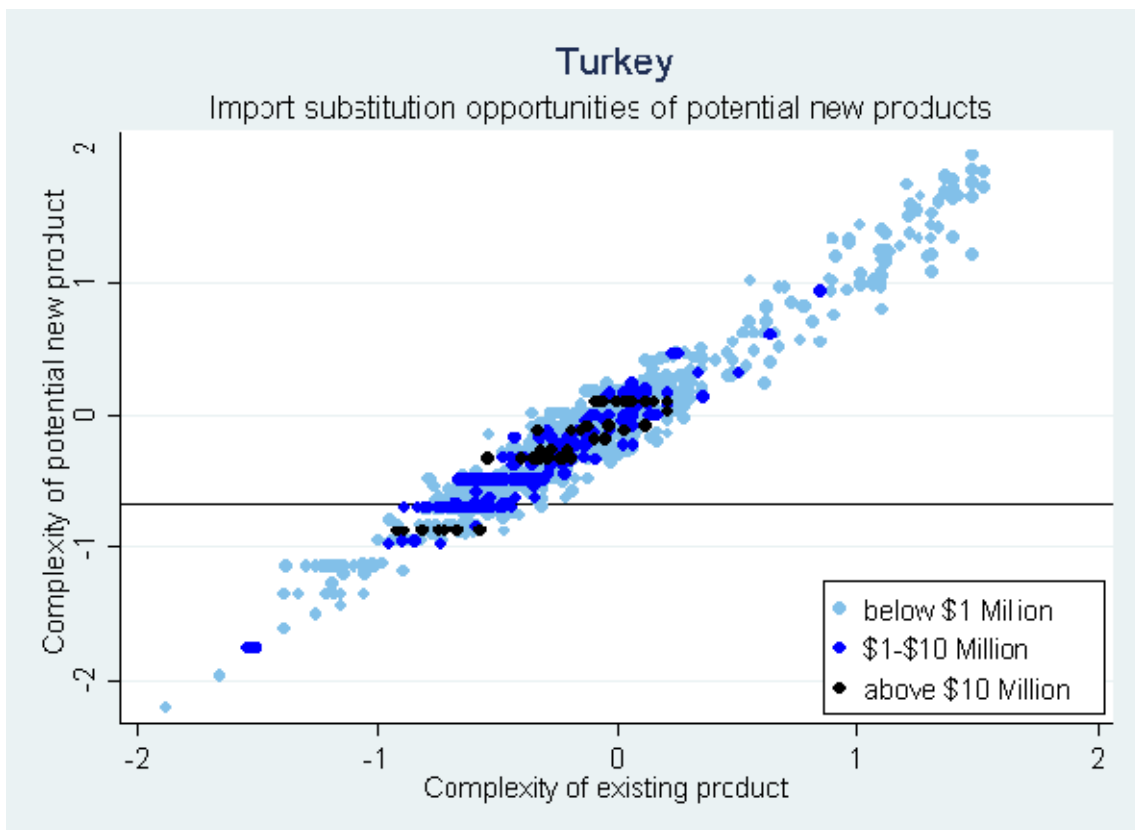
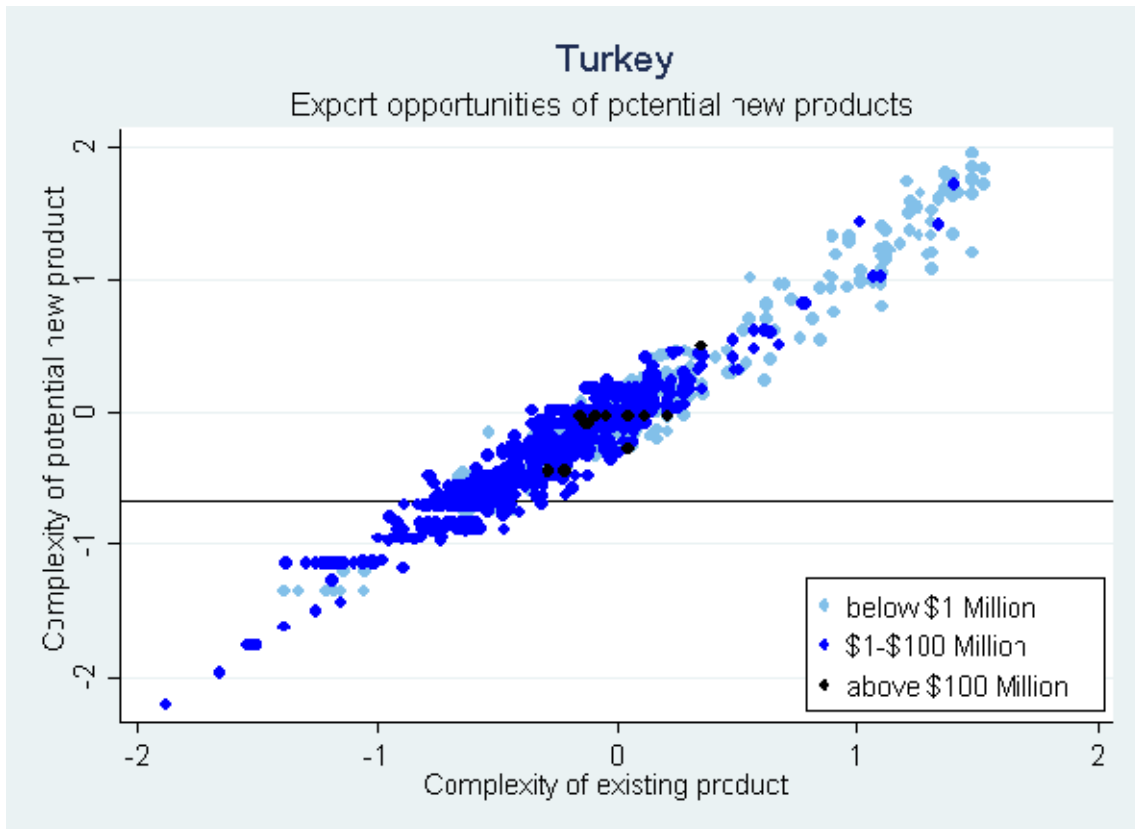












ANNEX 2 – TOP 40 EXPORT OPPORTUNITIES OF POTENTIAL NEW PRODUCTS BY COUNTRY

Afghanistan

(HS) Description, price range	Export opportunity (US\$ Million)	Export opportunity									
		top1	top2	top3	top4	top5	top6	top7	top8	top9	top10
(901380) Liquid crystal devices not constituting arts. provided for more specificall ..., \$9-301	942.3	CN 827.5	MX 72.3	IN 21.5	MY 14.7	RU 4.4	AR 5	TH 5	BY 3	NO 3	DZ 1
(720851) Flat-rolled prods. of iron/non-alloy steel, of a width of 600mm/more, hot-r ..., \$0-1	420.2	KR 316.7	SG 14.5	CN 10.4	NL 10.2	JP 9.2	RU 8	TR 7.1	RO 5.9	MX 4.4	BR 4.1
(842952) Self-propelled mech. shovels & excavators with a 360° revolving superstruct ..., \$37665-88671	328.6	CN 127.7	HK 57.6	CA 38.1	BR 17.9	CO 17.8	TH 9.4	FR 8.1	PL 6.7	MY 5.8	EC 4.6
(441129) Fibreboard of wood/oth. ligneous mats., whether or not bonded with resins/o ..., \$0-1	198.8	US 38.4	FR 24.1	IT 17	BE 14.7	CA 12.8	NL 11.9	JP 8.1	DE 7	VN 6.7	RU 6.1
(280920) Phosphoric acid & polyphosphoric acids, whether or not chemically defined, \$0-4	168.7	IN 85.8	PK 31.3	FR 11.2	TR 7.2	SA 6.1	DE 4.3	US 3.3	BE 2.9	KR 2.8	GB 2.6
(441039) Particle board, of wood, n.e.s. in 44.10, \$0-1	144.5	FR 23.9	NL 18.9	DE 14.1	IT 13.1	BE 7.6	AT 5.1	CH 4.9	JP 4.9	MY 4.3	CZ 3.6
(730820) Towers & lattice masts of iron/steel, \$2-8	126.4	US 38.3	GB 14.4	NL 10.8	SE 7.9	DK 5.8	RO 5.7	BE 4.4	DZ 3.2	FR 2.8	GH 2.6
(901390) Parts & accessories of the arts. of 90.13, \$71-573	115.7	CN 42.4	MX 37.9	HK 19.2	JP 9	CZ 2.5	GB 1.3	IN 8	MY 6	FR 4	SE 4
(870210) Motor vehicles for the tpt. of 10/more persons incl. the driver, with C-I i ..., \$11780-117981	112.4	NG 18.2	DZ 14.8	FR 14	NL 9.5	IT 8	PH 6.3	AR 4	CL 3.9	UA 3.3	PE 2.9
(400599) Compounded rubber (excl. of 4005.10 & 4005.20), unvulcanised, other than in ..., \$2-9	111.8	CN 99.2	MX 2.7	PL 2.4	BR 1.5	RU 1.4	DE 7	IN 4	TH 4	NL 3	PH 3
(740811) Copper wire, of ref. copper of which the maximum cross-sectional dim. excee ..., \$7-9	109.4	RO 15.9	GB 15.8	CN 14.4	OM 7.8	UA 6.4	TN 6	EG 4.8	VE 4.6	ZA 3.1	HU 2.9
(441039) Particle board, of wood, n.e.s. in 44.10, \$0-0	107.7	DE 14.4	ES 8.7	PL 7.3	US 7.2	DK 7	BY 7	GB 4.4	HU 3.9	SE 3.9	KR 3.3
(721070) Flat-rolled prods. of iron/non-alloy steel, of a width of 600mm/more, paint ..., \$0-1	101.5	BE 24.1	RU 20.4	IT 9.8	PL 7.2	KR 4.5	SE 3.2	PT 3	UA 2.5	RO 2.3	BR 2.1
(721049) Flat-rolled prods. of iron/non-alloy steel, of a width of 600mm/more, othw. ..., \$0-0	99.0	US 32.2	BR 11.8	PL 11.1	ES 10.8	IL 4.8	PK 3.4	EG 2.6	KR 2.2	IN 1.8	IR 1.7
(721070) Flat-rolled prods. of iron/non-alloy steel, of a width of 600mm/more, paint ..., \$1-1	95.1	UA 18.5	RU 17.2	DE 10.7	CN 10.2	RO 5.1	BY 3.7	TH 3.6	MX 2.8	SK 2.6	IN 2
(760612) Plates, sheets & strip, rect. (incl. square), of a thkns. >0.2mm, of alumin ..., \$3-6	93.3	MX 23	PL 12.7	TH 8.1	BE 5.4	CN 4.4	UA 4.3	GT 3.1	VN 3.1	IE 2.6	NL 2.5
(160232) Prepared/presvd. preps. of fowls of the genus Gallus domesticus (excl. homo ..., \$2-6	89.3	GB 20.4	NL 17.1	JP 12.7	FR 3.9	DK 3.2	DE 3	AT 2.9	SE 2.7	RU 2.3	IE 2.2
(390690) Acrylic polymers other than poly(methyl methacrylate), in primary forms, \$0-2	89.2	FR 19.5	CA 13.4	IT 10.4	TR 9.3	RU 5.2	MX 3.3	UA 2.9	TH 2.5	BR 2.2	PH 1.8
(390190) Polymers of ethylene, in primary forms (excl. of 3901.10-3901.30), \$1-3	87.8	CN 31.2	BR 8.4	SE 7.3	MX 6.7	JP 6	BE 2.8	IN 2.6	TR 2.2	FR 2.2	RU 2
(390760) Poly(ethylene terephthalate), in primary forms, \$0-1	86.8	US 41.6	TR 6.5	JP 6.2	IT 3.8	MX 3	SA 2.7	AU 2.5	PH 2.3	LU 2.1	ES 1.7
(860719) Axles & wheels; parts of bogies, bissel-bogies, axles & wheels, \$2-20	82.8	RU 13.8	DE 13.3	AT 8.1	CN 7.9	SK 7.3	CH 4.6	RO 3.5	PL 2.9	IN 2.6	FR 2.2
(380830) Herbicides, anti-sprouting prods. & plant-growth regulators, put up in form ..., \$0-4	77.9	CA 17.7	BR 9.5	TH 6.1	US 5.4	AU 3.8	RU 3.8	GH 3	UA 3	ZA 2.5	GB 2.3
(720916) Flat-rolled prods. of iron/non-alloy steel, of a width of 600mm/more, in co ..., \$0-0	76.7	CN 14	JP 10.4	TR 8.2	IN 8.2	DE 6.2	KR 5	MY 3.8	BR 3.1	RO 1.8	BG 1.7
(441129) Fibreboard of wood/oth. ligneous mats., whether or not bonded with resins/o ..., \$0-0	76.4	MX 12	ES 6.3	PL 5.4	BR 3.9	PT 3.7	PK 2.9	RU 2.9	TR 2.5	SA 2.5	SY 2.3
(900150) Spectacle lenses of mats. other than glass, unmounted, \$5-9	69.9	JP 14.3	DE 13.1	NL 7.1	TH 6.9	FR 6.6	HU 2.3	ES 2.3	AU 2	SE 1.8	BR 1.4
(481092) Multiply paper & paperboard, coated on one/both sides with kaolin...whether ..., \$0-1	69.2	CN 10.3	UA 9.7	RU 7.9	DE 4.5	US 3.8	AT 3.5	PL 2.9	JP 2.6	CZ 2.3	TR 1.8
(481159) Paper & paperboard, coated/impregnated/covered with plastics (excl. adhesiv ..., \$2-5	69.1	TH 13.7	UA 6.6	PL 6.4	VN 4.3	NL 3.7	RU 3.2	IT 2.6	KR 2.5	MY 2.5	VE 2.1
(480256) Paper & paperboard, not cont. fibres obt. by a mech./chemi-mech. process... ..., \$1-2	67.5	JP 33.2	US 7.2	UA 4.3	EE 1.7	RU 1.7	CA 1.6	EG 1.4	ET 1.3	NL 1.1	MY 1
(400219) Styrene-butadiene rubber (SBR), other than latex; carboxylated styrene-buta ..., \$2-3	67.3	TH 8	ES 6	CN 4.7	PL 4.6	NL 4.1	BR 3.3	KR 3	TR 3	DE 2.9	VE 2.8
(151790) Edible mixts./preps. of animal/veg. fats/oils/fractions of diff. fats/oils ..., \$1-4	62.9	FR 9.5	UA 8.9	US 7.8	CA 4	NL 3.2	BR 2.9	PL 2.2	RU 1.9	ZA 1.5	AU 1.5
(730410) Line pipe, seamless, of iron (excl. cast iron)/steel, of a kind used for oi ..., \$1-7	62.8	DZ 25.4	IN 6.2	SG 5.9	GH 2.9	BE 2.6	VE 2.5	KZ 2.2	PL 1.7	VN 1.6	OM 1.3
(730610) Line pipe (excl. seamless), of a kind used for oil/gas pipelines, of iron/s ..., \$1-5	61.7	EG 12.7	KZ 9	CO 8.8	DZ 5.6	AZ 4.2	IT 3.3	DE 2.4	NL 1.6	AU 1.2	CN 1.2
(842810) Lifts (i.e., passenger elevators) & skip hoists, \$13283-22177	59.7	CH 5.4	FR 4.6	UA 4.2	SG 4.1	NL 3.8	IL 3.2	PL 3	TH 2.8	ZA 1.7	AU 1.6
(845020) Household/laundry-type washing machines (incl. machines which both wash & d ..., \$1203-5105	58.6	US 47.3	CA 7.2	BR 1	EG 6	CN 3	TH 3	ZA 2	MX 2	SA 1	AU 1
(481029) Paper & paperboard of a kind used for writing/printing/oth. graphic purps., ..., \$0-2	57.3	DE 8.5	US 5.2	UA 5.1	FR 4.6	RU 4.1	JP 4	AR 3.7	PL 3.7	NL 2.9	CN 1.7
(290511) Methanol (methyl alcohol), \$0-4	57.2	NL 12.4	CA 8.1	BR 6.2	DE 5.9	IT 4.8	FR 2.3	EG 2.2	BE 1.9	JP 1.9	MX 1.8
(840290) Parts of the boilers of 8402.11-8402.20, \$9-57	57.2	IN 7.4	TR 6.1	AR 3.8	DZ 3.3	PT 3.3	CL 3.2	NL 2.9	ES 2.7	BE 2.5	FR 2.4
(480255) Paper & paperboard, not cont. fibres obt. by a mech./chemi-mech. process... ..., \$0-2	55.9	US 24.5	FR 4.4	EG 3.2	MY 2.8	IR 2.2	TH 2	UA 1.7	TR 1.7	DO 1	JP 9
(900190) Lenses (excl. of 9001.30-9001.50), prisms, mirrors & oth. optical elements, ..., \$52-616	55.1	HK 24.4	TH 10.2	MY 6.3	DE 4.9	CN 2.9	GB 1.1	CH 1	AT 8	IT 7	PL 4
(940120) Seats of a kind used for motor vehicles, \$162-171	54.4	FR 9.6	BE 8	GB 5.3	ES 4.7	PL 2.5	NL 2.3	CZ 2.2	IT 2	VE 1.7	EG 1.6

Bangladesh

(HS) Description, price range	Export opportunity (US\$ Million)	Export opportunity									
		top1	top2	top3	top4	top5	top6	top7	top8	top9	top10
(901380) Liquid crystal devices not constituting arts. provided for more specificall ..., \$9-301	942.3	CN 827.5	MX 72.3	IN 21.5	MY 14.7	RU 4.4	AR .5	TH .5	BY .3	NO .3	DZ .1
(720851) Flat-rolled prods. of iron/non-alloy steel, of a width of 600mm/more, hot-r ..., \$0-1	420.2	KR 316.7	SG 14.5	CN 10.4	NL 10.2	JP 9.2	RU 8	TR 7.1	RO 5.9	MX 4.4	BR 4.1
(310420) Potassium chloride, \$0-2	388.2	BR 96.3	CN 69.5	US 28.7	MY 26.6	FR 22	BE 19.5	NL 12	PL 11.5	AU 6.9	MX 6.4
(842952) Self-propelled mech. shovels & excavators with a 360a-' revolving superstruct ..., \$37665-88671	328.6	CN 127.7	HK 57.6	CA 38.1	BR 17.9	CO 17.8	TH 9.4	FR 8.1	PL 6.7	MY 5.8	EC 4.6
(721049) Flat-rolled prods. of iron/non-alloy steel, of a width of 600mm/more, othw. ..., \$0-1	200.1	TH 37.7	DE 25.6	BR 15.3	CN 11.5	IN 11.1	UA 11	MY 8.8	PL 8.5	JP 7.3	SK 5.8
(441129) Fibreboard of wood/oth. ligneous mats., whether or not bonded with resins/o ..., \$0-1	198.8	US 38.4	FR 24.1	IT 17	BE 14.7	CA 12.8	NL 11.9	JP 8.1	DE 7	VN 6.7	RU 6.1
(280920) Phosphoric acid & polyphosphoric acids, whether or not chemically defined, \$0-4	168.7	IN 85.8	PK 31.3	FR 11.2	TR 7.2	SA 6.1	DE 4.3	US 3.3	BE 2.9	KR 2.8	GB 2.6
(902131) Artificial joints, \$283-1066	150.4	US 56.9	DE 26.7	BE 20.4	AU 11.6	NL 11.4	CA 7.5	IN 3.4	CN 1.8	RU 1.6	TR 1.4
(441039) Particle board, of wood, n.e.s. in 44.10, \$0-1	144.5	FR 23.9	NL 18.9	DE 14.1	IT 13.1	BE 7.6	AT 5.1	CH 4.9	JP 4.9	MY 4.3	CZ 3.6
(840690) Parts of the steam turbines & oth. vapour turbines of 8406.10-8406.82, \$20-191	133.1	CN 27.8	FR 12.6	ZA 8.7	IN 8.6	PL 7.1	DE 6.8	CH 5.9	KR 5.7	SE 5	RO 4.5
(854290) Parts of the electronic integrated circuits & microassemblies of 85.42, \$499-1166	125.4	PH 122.4	KR .9	BE .5	NL .5	GB .3	SK .2	TN .1	BR .1	IT .1	JP 0
(390760) Poly(ethylene terephthalate), in primary forms, \$1-2	117.4	UA 24.6	DE 14.3	RU 14	VE 7.9	JP 6.7	CO 6.1	CA 5.1	PL 3.3	VN 3.2	DZ 3.1
(840734) Spark ignition recip. piston engines of a kind used for the propulsion of v ..., \$2382-4712	116.4	RU 36.9	CN 28.6	GB 19.3	JA 10.8	PT 5	NL 4.9	BR 3.9	SE 2.9	MY 1.4	JP 1.2
(901390) Parts & accessories of the arts. of 90.13, \$71-573	115.7	CN 42.4	MX 37.9	HK 19.2	JP 9	CZ 2.5	GB 1.3	IN .8	MY .6	FR .4	SE .4
(720837) Flat-rolled prods. of iron/non-alloy steel, of a width of 600mm/more, hot-r ..., \$0-0	115.5	KR 48.8	TR 15.7	MX 6.3	IN 5.1	UA 4.9	BR 4.5	TH 3.5	JP 3.2	PH 2.9	AT 2.7
(400599) Compounded rubber (excl. of 4005.10 & 4005.20), unvulcanised, other than in ..., \$2-9	111.8	CN 99.2	MX 2.7	PL 2.4	BR 1.5	RU 1.4	DE .7	IN .4	TH .4	NL .3	PH .3
(740811) Copper wire, of ref. copper of which the maximum cross-sectional dim. excee ..., \$7-9	109.4	RO 15.9	GB 15.8	CN 14.4	OM 7.8	UA 6.4	TN 6	EG 4.8	VE 4.6	ZA 3.1	HU 2.9
(730519) Line pipe of a kind used for oil/gas pipelines, having circular cross-secti ..., \$1-6	106.8	KZ 36.1	DZ 17.2	US 15.3	EG 8.3	AT 6.1	BE 6	AE 2.8	HU 2.7	HR 2.1	CA 2
(721070) Flat-rolled prods. of iron/non-alloy steel, of a width of 600mm/more, paint ..., \$0-1	101.5	BE 24.1	RU 20.4	IT 9.8	PL 7.2	KR 4.5	SE 3.2	PT 3	UA 2.5	RO 2.3	BR 2.1
(721070) Flat-rolled prods. of iron/non-alloy steel, of a width of 600mm/more, paint ..., \$1-1	95.1	UA 18.5	RU 17.2	DE 10.7	CN 10.2	RO 5.1	BY 3.7	TH 3.6	MX 2.8	SK 2.6	IN 2
(720916) Flat-rolled prods. of iron/non-alloy steel, of a width of 600mm/more, in co ..., \$0-0	76.7	CN 14	JP 10.4	TR 8.2	IN 8.2	DE 6.2	KR 5	MY 3.8	BR 3.1	RO 1.8	BG 1.7
(441129) Fibreboard of wood/oth. ligneous mats., whether or not bonded with resins/o ..., \$0-0	76.4	MX 12	ES 6.3	PL 5.4	BR 3.9	PT 3.7	PK 2.9	RU 2.9	TR 2.5	SA 2.5	SY 2.3
(721012) Flat-rolled prods. of iron/non-alloy steel, of a width of 600mm/more, of a ..., \$1-1	74.3	PH 9.5	UA 8.2	FR 7	NL 5	DE 4.5	DK 2.8	US 2.6	IL 2.6	MX 2.4	ES 2.2
(321590) Writing/drawing ink & oth. inks, other than printing ink, whether or not co ..., \$57-130	70.0	ES 15.4	GB 14.4	FR 11.6	NL 9.8	DE 9.4	CH 2.3	IT 2.1	CZ 1.4	GR .9	EE .4
(481092) Multiply paper & paperboard, coated on one/both sides with kaolin...whether ..., \$0-1	69.2	CN 10.3	UA 9.7	RU 7.9	DE 4.5	US 3.8	AT 3.5	PL 2.9	JP 2.6	CZ 2.3	TR 1.8
(481159) Paper & paperboard, coated/impregnated/covered with plastics (excl. adhesiv ..., \$2-5	69.1	TH 13.7	UA 6.6	PL 6.4	VN 4.3	NL 3.7	RU 3.2	IT 2.6	KR 2.5	MY 2.5	VE 2.1
(741110) Copper tubes & pipes, of ref. copper, \$0-7	64.5	US 14.6	GB 10.7	FR 9.9	ES 3.6	BE 2.9	BR 2.6	EG 2.6	IE 1.8	AU 1.7	HK 1.7
(730610) Line pipe (excl. seamless), of a kind used for oil/gas pipelines, of iron/s ..., \$1-5	61.7	EG 12.7	KZ 9	CO 8.8	DZ 5.6	AZ 4.2	IT 3.3	DE 2.4	NL 1.6	AU 1.2	CN 1.2
(730620) Casing & tubing of a kind used in drilling for oil/gas, of iron/steel, \$1-13	61.0	US 51.8	SG 2.1	GH 1.6	DZ 1.2	IR .7	NE .6	QA .4	BR .3	VN .3	OM .3
(842810) Lifts (i.e., passenger elevators) & skip hoists, \$13283-22177	59.7	CH 5.4	FR 4.6	UA 4.2	SG 4.1	NL 3.8	IL 3.2	PL 3	TH 2.8	ZA 1.7	AU 1.6
(721030) Flat-rolled prods. of iron/non-alloy steel, of a width of 600mm/more, elect ..., \$0-1	58.4	MX 10.7	PL 8.4	SK 5.3	CN 4.8	SI 4	BE 3.3	MY 2.9	CZ 2.5	NL 2.5	IR 2.2
(481029) Paper & paperboard of a kind used for writing/printing/oth. graphic purps., ..., \$0-2	57.3	DE 8.5	US 5.2	UA 5.1	FR 4.6	RU 4.1	JP 4	AR 3.7	PL 3.7	NL 2.9	CN 1.7
(902750) Instruments & app. for physical/chem. analysis, using optical radiations (U ..., \$584-7784	56.3	US 17.9	CN 6.8	CA 6.6	CH 4.7	RU 4.4	SG 3.8	IN 2.5	AU 2.2	MY 2	MX 1.7
(480255) Paper & paperboard, not cont. fibres obt. by a mech./chemi-mech. process... ..., \$0-2	55.9	US 24.5	FR 4.4	EG 3.2	MY 2.8	IR 2.2	TH 2	UA 1.7	TR 1.7	DO 1	JP .9
(710692) Silver (incl. silver plated with gold/platinum), in semi-manufactured forms ..., \$139-595	55.0	US 19.3	AU 10.9	CA 7.1	AT 3.8	JP 3	IT 2.2	PL 2.2	NL 1.1	MX 1	IL .8
(840790) Spark-ignition recip./rotary int. comb. piston engines (excl. of 8407.10-84 ..., \$0-160	52.0	US 38.3	CN 6.9	JP 3	AT .9	SE .6	NG .4	SK .3	RU .2	MY .2	GR .2
(400220) Butadiene rubber (BR), in primary forms/in plates/sheets/strip, \$2-3	52.0	CN 20	HU 2.7	IN 2.6	TR 2.6	BR 2.4	HK 2.2	TH 1.9	UA 1.6	MX 1.5	VN 1.3
(854190) Parts of the devices of 85.41, \$23-259	51.7	MY 24.2	MX 7.9	ES 6.1	DE 4.2	IN 1.7	IT 1.1	BG .9	TH .7	FR .7	NL .7
(740710) Bars, rods & profiles, of ref. copper, \$0-7	51.2	SA 19.5	IN 7	NZ 5.3	KW 4.5	DE 3.7	PH 2.5	SG 2.3	PL .8	TH .6	NG .6
(840290) Parts of the boilers of 8402.11-8402.20, \$0-9	50.0	GB 6.4	TR 6.1	IN 5.6	AR 4.2	SA 4.1	DE 2.8	NL 2.5	BE 2.2	KR 2.1	TH 1.6

Bhutan

(HS) Description, price range	Export opportunity (US\$ Million)	Export opportunity									
		top1	top2	top3	top4	top5	top6	top7	top8	top9	top10
(901380) Liquid crystal devices not constituting arts. provided for more specificall ..., \$9-301	942.3	CN 827.5	MX 72.3	IN 21.5	MY 14.7	RU 4.4	AR .5	TH .5	BY .3	NO .3	DZ .1
(721391) Bars & rods, hot-rolled, in irregularly wound coils, of iron/non-alloy stee ..., \$0-0	178.0	KR 31.3	JP 14.1	TH 12	MY 9.8	VN 8.5	NL 7.5	CN 6.7	TR 6.3	SA 6.3	PH 6.3
(840690) Parts of the steam turbines & oth. vapour turbines of 8406.10-8406.82, \$20-191	133.1	CN 27.8	FR 12.6	ZA 8.7	IN 8.6	PL 7.1	DE 6.8	CH 5.9	KR 5.7	SE 5	RO 4.5
(730820) Towers & lattice masts of iron/steel, \$2-8	126.4	US 38.3	GB 14.4	NL 10.8	SE 7.9	DK 5.8	RO 5.7	BE 4.4	DZ 3.2	FR 2.8	GH 2.6
(720837) Flat-rolled prods. of iron/non-alloy steel, of a width of 600mm/more, hot-r ..., \$0-0	115.5	KR 48.8	TR 15.7	MX 6.3	IN 5.1	UA 4.9	BR 4.5	TH 3.5	JP 3.2	PH 2.9	AT 2.7
(721049) Flat-rolled prods. of iron/non-alloy steel, of a width of 600mm/more, othw. ..., \$0-0	99.0	US 32.2	BR 11.8	PL 11.1	ES 10.8	IL 4.8	PK 3.4	EG 2.6	KR 2.2	IN 1.8	IR 1.7
(721070) Flat-rolled prods. of iron/non-alloy steel, of a width of 600mm/more, paint ..., \$1-1	95.1	UA 18.5	RU 17.2	DE 10.7	CN 10.2	RO 5.1	BY 3.7	TH 3.6	MX 2.8	SK 2.6	IN 2
(761290) Aluminium casks...&sim. conts.,incl.rigid tubular conts.but excl.collapsibl ..., \$6-16	74.0	NL 13.3	CH 10.7	DE 6.7	CA 6	PL 3.6	ES 3.4	FI 3.3	BR 3.3	IT 2.4	UA 2.1
(390690) Acrylic polymers other than poly(methyl methacrylate), in primary forms, \$2-4	70.6	CN 14.3	US 9.9	NL 6.2	RU 3.6	PL 3.6	BR 3.6	IN 3.4	FI 2.8	EG 2.5	JP 2.3
(321590) Writing/drawing ink & oth. inks, other than printing ink, whether or not co ..., \$57-130	70.0	ES 15.4	GB 14.4	FR 11.6	NL 9.8	DE 9.4	CH 2.3	IT 2.1	CZ 1.4	GR .9	EE .4
(481092) Multiply paper & paperboard, coated on one/both sides with kaolin...whether ..., \$0-1	69.2	CN 10.3	UA 9.7	RU 7.9	DE 4.5	US 3.8	AT 3.5	PL 2.9	JP 2.6	CZ 2.3	TR 1.8
(481159) Paper & paperboard, coated/impregnated/covered with plastics (excl. adhesiv ..., \$2-5	69.1	TH 13.7	UA 6.6	PL 6.4	VN 4.3	NL 3.7	RU 3.2	IT 2.6	KR 2.5	MY 2.5	VE 2.1
(730410) Line pipe, seamless, of iron (excl. cast iron)/steel, of a kind used for oi ..., \$1-7	62.8	DZ 25.4	IN 6.2	SG 5.9	GH 2.9	BE 2.6	VE 2.5	KZ 2.2	PL 1.7	VN 1.6	OM 1.3
(640520) Footwear with uppers of textile mats., n.e.s., \$0-4	60.4	US 50	JP 2.8	GB 2.8	IE .7	ES .6	CL .6	AT .5	BE .2	PL .2	MX .2
(840733) Spark ignition recip. piston engines of a kind used for the propulsion of v ..., \$681-1969	58.8	PL 19.1	DE 11.6	CZ 8.6	AR 7	FR 4.8	HU 2.1	MA 2	TH 2	VE .3	VN .2
(848071) Moulds for rubber/plastics, injection/compression types, \$15-70	50.6	CN 23	DE 5.9	IN 3.8	RU 2.6	VE 2.5	HU 2.2	JP 2	IL 1.7	AR 1.2	BR .9
(843351) Combine harvester-threshers, \$21695-115843	49.5	UA 9.3	US 6.9	TH 4.5	PL 3.8	PY 2.5	TR 2	VE 1.8	DZ 1.6	KR 1.5	ZA 1.4
(900190) Lenses (excl. of 9001.30-9001.50), prisms, mirrors & oth. optical elements, ..., \$0-52	47.5	CN 18.8	CZ 10	SK 6.9	PL 6.5	MY 1.5	DE 1.2	JP 1.1	TH .5	RU .3	TR .2
(730640) Tubes, pipes & hollow profiles (excl. of 7306.10-7306.30), welded, of circu ..., \$0-3	45.8	DE 19.2	ES 4.8	PL 4.3	AT 1.9	US 1.6	BR 1.2	TH 1.1	HU 1.1	CZ 1	KW .9
(721720) Wire of iron/non-alloy steel, plated/coated with zinc, \$0-2	45.4	DE 8.8	JP 5.6	US 3.9	GB 2.6	BE 2	SE 1.5	ES 1.5	CH 1.4	BR 1.3	CZ 1.2
(848240) Needle roller bearings, \$1-2	45.2	DE 11.8	FR 3.7	MX 3.2	IT 3.1	KR 2.8	SG 1.9	GB 1.6	BE 1.5	CA 1.5	CH 1.4
(847710) Injection-moulding machines for working rubber/plastics/for the mfr. of pro ..., \$31627-62583	44.3	MX 7.6	DE 5.7	US 4	TH 2.3	AT 2.2	KR 2.1	IT 1.7	HU 1.6	ZA 1.3	TR 1.2
(390319) Polystyrene other than expansible, in primary forms, \$1-2	44.3	CN 30.3	UA 2.7	BY 1.6	IL 1.3	KR 1.3	VN 1.3	EG .9	PT .9	DO .7	HU .7
(390130) Ethylene-vinyl acetate copolymers, in primary forms, \$1-3	43.7	CN 14.9	US 9.4	IN 5.3	MX 2.5	HK 1.7	NL 1.2	TR .8	JP .7	AU .7	PT .6
(392010) Plates, sheets, film, foil & strip, of polymers of ethylene, non-cellular & ..., \$5-11	43.5	CN 29.2	UA 1.3	HK 1.3	HU 1.2	JP 1	CZ .9	IE .8	SE .7	DE .7	DK .7
(854389) Other electrical machines & app., having individual functions, n.e.s. in Ch ..., \$0-27	42.5	MX 13.6	BR 7.6	JP 6.1	IN 4.6	CN 3.2	PE 1.2	MY 1.2	NG 1.1	CL .9	NO .6
(611593) Hosiery, knitted or crocheted, of synth. fibres (excl. of 6115.11-6115.20), \$0-14	42.4	JP 13.2	GB 4.3	DE 4	US 4	UA 3.8	CL 1.9	IT 1.9	BE 1.7	RU 1.6	ES 1.5
(851240) Windscreen wipers, defrosters & demisters of a kind used for cycles/motor v ..., \$19-20	39.8	GB 4.6	IT 3.8	US 3.2	DE 2.7	FR 2.5	ES 2.4	CZ 2.3	CA 2.1	NL 2.1	BE 1.9
(391990) Self-adhesive plates, sheets, film, foil, tape, strip & oth. flat shapes, o ..., \$22-50	39.3	CN 15.8	KR 15.3	HK 4.6	TH 1.2	HU .6	BR .3	PH .2	RU .1	BG .1	UA .1
(760711) Aluminium foil, whether or not printed, not backed, of a thkns. not >0.2mm, ..., \$0-3	39.1	US 16.6	DE 2.2	IN 2	AU 1.8	PL 1.7	BR 1.6	FR 1.4	ES 1.3	KR 1.2	TH 1.2
(281512) Sodium hydroxide (caustic soda), in aqueous solution (sida lye/liquid soda) ..., \$0-4	38.6	US 16	JM 4.4	CA 3	IT 2.9	CL 2.8	FR 1.4	DK .9	VE .9	IL .8	CH .5
(841790) Parts of the industrial/laboratory furnaces & ovens of 8417.10-8417.80, \$10-44	38.4	ES 3.8	AT 3.6	IN 3.2	NL 2.3	BR 2	RU 1.7	PA 1.6	SG 1.4	CN 1.4	HU 1.2
(844250) Printing type, blocks, plates, cyls. & oth. printing components; blocks, pl ..., \$0-8	37.7	BE 26.1	ES 2.4	FR 2.4	IT 2.1	GB 1.6	DE .5	DK .4	NG .3	SE .2	HU .1
(611511) Panty hose & tights, knitted or crocheted, of synth. fibres, meas. per sing ..., \$17-49	37.5	FR 6.9	LT 6.7	US 3.9	JP 3.1	PL 1.8	NL 1.6	RU 1.6	UA 1.5	RS 1.5	HR 1.2
(852721) Radio-broadcast receivers not capable of op. without an ext. source of powe ..., \$95-197	37.3	US 11.7	PY 6.1	BR 4.4	KR 3	TR 2.5	SK 2.2	PL 1.8	TH 1.1	CL .9	NL .9
(390330) Acrylonitrile-butadiene-styrene (ABS) copolymers, in primary forms, \$2-3	37.1	DE 5.7	BR 3.8	SK 3.4	MX 3.3	TH 3.2	IN 2.8	MY 2.5	PL 2.4	JP 1.9	RU 1.6
(860799) Parts of railway/tramway rolling stock, n.e.s. in 86.07, \$12-60	37.0	ES 12.6	IT 3.4	CH 2.6	IN 1.9	FR 1.8	NL 1.8	DE 1.4	JP 1.2	AU 1	FI .8
(840390) Parts of the boilers of 8403.10, \$7-32	36.5	NL 7.5	FR 6.6	IT 5.2	DE 3.5	US 3.5	SK 2.8	CH 1.2	IN 1.1	AT .9	BE .6
(845590) Parts of metal-rolling mills, other than rolls, \$9-72	35.9	IN 8.1	DE 5.2	TR 3.8	SI 3.2	BY 2.2	RU 1.9	CH 1.8	RO 1.3	BG 1.1	TH 1.1
(481141) Gummed/adhesive paper & paperboard, self-adhesive, in rolls/rect. (incl. sq ..., \$0-2	35.7	FR 6.6	LU 3.6	ES 3.4	RU 2.9	DE 2.4	IT 2	CA 1.8	PL 1.7	BE 1.4	UA .9

India

(HS) Description, price range	Export opportunity (US\$ Million)	Export opportunity									
		top1	top2	top3	top4	top5	top6	top7	top8	top9	top10
(300220) Vaccines for human medicine, \$907-2086	475.2	BE 125.2	US 117.8	GB 81.7	FR 42.7	BR 21.6	DE 19.2	MX 12.5	IT 7.9	CZ 6	SE 4.2
(750210) Nickel, not alloyed, unwrought, \$0-20	204.8	CN 105.3	US 37.6	IT 31.9	FI 12.7	SG 9.3	FR 2.5	JP 1	KR 1	SE .6	HK .6
(280461) Silicon, cont. by wt. not <99.99% of silicon, \$84-205	112.1	CN 80.1	JP 13.8	SG 5.2	HK 4.1	DE 2.6	KR 2	SE 1.1	MY 1.1	US 1	IT .5
(902131) Artificial joints, \$1066-2240	48.8	FR 15.7	CH 13.5	IT 6.6	KR 1.7	ES 1.4	GR 1.3	FI 1.3	LU .9	BE .8	BR .8
(850239) Electric generating sets n.e.s. in 85.02, \$1.44e+07+	45.1	RU 34.6	AU 4.1	BG 1.9	AR 1.4	MK 1.4	BW 1.2	US .5			
(470329) Chemical wood pulp, soda/sulphate, other than dissolving grades, semi-bleac ..., \$0-1	43.4	NL 27.1	TR 4	GB 2.9	DE 2.1	IT 1.8	SE 1.4	VN 1.1	MX .7	BE .6	TN .4
(321590) Writing/drawing ink & oth. inks, other than printing ink, whether or not co ..., \$130-163	31.8	DE 15.6	NL 13.8	FR 1.2	SI .4	FI .4	RU .2	CI .1	MY .1	BG .1	RO 0
(720838) Flat-rolled prods. of iron/non-alloy steel, of a width of 600mm/more, hot-r ..., \$0-0	25.2	US 11.2	BR 3	VN 2.4	IL 1.1	PL 1	BE .9	MY .8	CO .8	BA .4	DE .4
(870590) Special purp. motor vehicles, other than those princ. designed for the tpt. ..., \$265881-474794	14.5	CN 2.5	RU 2.3	DZ 2.1	IL 1	CH .7	UA .6	AT .6	AU .5	PE .4	AZ .4
(842691) Lifting mach. n.e.s. in 84.26, designed for mounting on road vehicles, \$9914-25523	14.0	GB 2.9	RU 2.3	MX 1.7	SE .8	IL .6	BE .5	NL .4	VE .4	TH .4	GR .4
(741021) Copper foil, whether or not printed, backed with paper/paperboard/plastics/ ..., \$8-58	13.6	CN 6.7	TH 2.1	HK 2	PH 1.1	JP .7	SA .3	MY .2	TN .2	CZ .1	IE .1
(721070) Flat-rolled prods. of iron/non-alloy steel, of a width of 600mm/more, paint ..., \$1-2	12.3	GB 4.6	US 1.9	RU 1	DK .4	NO .4	MA .3	TZ .3	JP .2	CZ .2	BR .2
(711041) Iridium, osmium & ruthenium, unwrought/in powder form, \$4054-11953	12.0	SG 5.6	DE 3.4	HK 2.3	CN .6	CH .1	ZA 0	IN 0	IL 0	FR 0	ES 0
(840390) Parts of the boilers of 8403.10, \$32-69	9.6	GB 7.2	DE 1	CN .2	CZ .1	SE .1	KR .1	CH .1	JP .1	DZ .1	HU .1
(846021) Grinding machines other than flat-surface, in which the positioning in any ..., \$687231-1085333	8.0	CN 4	US .9	BR .8	IN .8	SE .5	RU .3	AR .2	LU .1	PL .1	AT 0
(902219) Apparatus based on the use of X-rays (excl. of 9022.12), for other than den ..., \$102110-224377	7.8	CN 6.1	JP .9	AR .2	AT .1	UA .1	IN .1	SE .1	TN 0	TT 0	FI 0
(490700) Unused postage/revenue/sim. stamps of current/new issue...; stamp-impressed ..., \$344-828	7.6	DE 2.1	US 1.3	MW .8	HK .4	VE .4	TH .3	GB .3	KE .2	PA .2	EC .2
(840681) Steam turbines & oth. vapour turbines (excl. for marine propulsion), of an ..., \$7352529-1.50e+07	6.8	CL 2.9	IL 1	PH .6	PK .5	BR .5	SG .4	CA .4	DZ .3	NO .2	
(843330) Haymaking mach. (excl. of 8433.11-8433.20), \$2135-7854	6.3	FR 2.2	NL 1.1	GB .8	PL .3	VE .3	AT .2	CH .2	SE .2	KR .1	SI .1
(840219) Vapour generating boilers, incl. hybrid boilers (excl. of 8402.11 & 8402.12 ..., \$29-63	5.6	US 2.4	ES 1.4	CN .6	SE .4	RO .1	ZA .1	PL .1	GH .1	DZ .1	VE .1
(844311) Offset printing mach., reel-fed, \$196330-298347	5.1	GB 2.6	BE .8	CA .5	PE .3	CH .2	DZ .1	NL .1	IN .1	FR .1	NO .1
(843930) Machinery for finishing paper/paperboard, \$864923-1930751	5.0	CN 4.6	MX .1	DZ .1	IN .1	US .1	JP 0				
(854190) Parts of the devices of 85.41, \$864-2362	4.8	TH 2.6	IE 1.2	BR .3	IT .3	ES .1	DE .1	RU 0	MX 0	KR 0	LT 0
(851410) Industrial/laboratory elec. furnaces & ovens, resistance heated furnaces & ..., \$1084-11045	4.6	CH 1.5	SG .7	RU .7	CA .3	BR .2	TN .2	BY .2	DZ .2	AR .1	KZ .1
(711230) Ash cont. precious metal/precious metal comps., \$1102-1944	4.3	DE 2.5	IT 1.8	NO 0	US 0	QA 0	PL 0	IS 0			
(901510) Rangefinders, \$136-2059	4.1	CH 1.3	CA 1.3	CN .7	AU .2	HK .2	ZA .1	IN .1	AZ .1	MY .1	SG 0
(841620) Furnace burners other than those for liquid fuel, incl. combination burners ..., \$52-111	4.1	CN 1	BR .5	DZ .5	MY .4	KR .3	KZ .1	RU .1	HR .1	GB .1	HU .1
(381519) Supported catalysts other than those with nickel/nickel comps./precious met ..., \$106-370	3.9	CN 1.6	EG .4	BR .4	HU .3	JP .2	SE .2	RO .2	CO .1	MX .1	BW .1
(810294) Unwrought molybdenum, incl. bars & rods obt. simply by sintering, \$38-121	3.9	UA 1.1	KR .6	CZ .5	SE .5	JP .4	RU .3	PL .1	AT .1	FR 0	CA 0
(860721) Air brakes & parts thereof, for railway/tramway locomotives/rolling-stock, \$66-153	3.8	ES 1.9	AT .8	DK .3	HK .2	IT .1	SE .1	RU .1	IE .1	PL 0	MX 0
(711049) Iridium, osmium & ruthenium, in semi-manufactured forms, \$611-10732	3.8	SG 2.9	US .5	JP .3	MY .1	GB 0	IT 0	SE 0	NL 0	IN 0	EG 0
(853529) Automatic circuit breakers, for a voltage >1000V (excl. of 8535.21), \$65-138	3.8	IN .4	HR .4	CH .3	GB .3	IT .3	TH .2	AZ .2	ZA .2	FR .2	BE .2
(847230) Machines for sorting/folding mail/for inserting mail in envelopes/bands, ma ..., \$375-6739	3.7	CA 1.9	BE 1.3	AT .2	MX .1	MY 0	SG 0	RO 0	TR 0	DZ 0	PK 0
(400239) Halo-isobutene-isoprene rubber (CIIR/BIIR), in primary forms/in plates/shee ..., \$5-8	3.7	CN 3.5	TH 0	FR 0	RU 0	MX 0	PL 0	IR 0	US 0	TR 0	VE 0
(843330) Haymaking mach. (excl. of 8433.11-8433.20), \$7854-16432	3.7	CA 1.4	JP .4	CZ .4	PL .3	IE .2	AU .1	LU .1	NO .1	UA .1	SK .1
(950611) Snow-skis, \$140-240	3.6	CH 2.2	JP .8	NO .2	CN .2	LU .1	BE .1	NL .1	RO 0	UA 0	IE 0
(310230) Ammonium nitrate, whether or not in aqueous solution, \$127-410	3.5	OM 2.9	EG .4	CR .1	GH 0	DZ 0	KR 0	TZ 0	SD 0	DO 0	CI 0
(845430) Casting machines of a kind used in metallurgy/in metal foundries, \$1130460-2441100	3.4	RU 2.1	CN .8	JP .2	BR .2	AU .1	CL .1	ZA 0			
(900999) Parts & accessories of the photocopying app. of 90.09, n.e.s. in 90.09, \$8-45	3.4	VE 2.2	PH .7	MA .2	UA .1	NG 0	CM 0	BB 0	CF 0	BZ 0	IR 0
(481151) Paper & paperboard, coated/impregnated/covered with plastics (excl. adhesiv ..., \$9-20	3.1	EG 1.1	DE .5	IT .4	TH .3	BR .2	PT .1	GT .1	RU .1	PL .1	CH 0

Iran, Islamic Republic of

(HS) Description, price range	Export opportunity (US\$ Million)	Export opportunity																			
		top1	top2	top3	top4	top5	top6	top7	top8	top9	top10										
(310420) Potassium chloride, \$0-2	388.2	BR 96.3	CN 69.5	US 28.7	MY 26.6	FR 22	BE 19.5	NL 12	PL 11.5	AU 6.9	MX 6.4										
(720110) Non-alloy pig iron cont. by wt. 0.5%/less of phosphorus, in pigs/blocks/oth ..., \$0-1	234.7	US 111.3	IT 35.3	TR 19.5	KR 17.7	SA 10.1	PL 5.4	BE 5.3	CN 4.8	MX 4.1	UA 3.6										
(721391) Bars & rods, hot-rolled, in irregularly wound coils, of iron/non-alloy stee ..., \$0-0	178.0	KR 31.3	JP 14.1	TH 12	MY 9.8	VN 8.5	NL 7.5	CN 6.7	TR 6.3	SA 6.3	PH 6.3										
(470329) Chemical wood pulp, soda/sulphate, other than dissolving grades, semi-bleac ..., \$0-0	174.5	CN 53.2	KR 39.6	US 39.2	FR 9.9	FI 7	CH 3.4	VE 3.2	MX 3.1	RO 1.5	IN 1.5										
(280920) Phosphoric acid & polyphosphoric acids, whether or not chemically defined, \$0-4	168.7	IN 85.8	PK 31.3	FR 11.2	TR 7.2	SA 6.1	DE 4.3	US 3.3	BE 2.9	KR 2.8	GB 2.6										
(854290) Parts of the electronic integrated circuits & microassemblies of 85.42, \$499-1166	125.4	PH 122.4	KR .9	BE .5	NL .5	GB .3	SK .2	TN .1	BR .1	IT .1	JP 0										
(900120) Sheets & plates of polarising mat., \$32-257	120.4	CN 76.2	HK 23.3	CZ 7.3	MX 6	PL 5.9	SG 7	SK .5	US .3	IT .1	PT 0										
(293499) Nucleic acids & their salts, whether or not chemically defined, n.e.s.; het ..., \$20-324	109.9	CA 35.4	DE 19.8	ES 19.7	IN 8.7	ZA 3.6	TH 2.3	AT 2.2	BR 2	CN 2	CZ 1.8										
(730519) Line pipe of a kind used for oil/gas pipelines, having circular cross-secti ..., \$1-6	106.8	KZ 36.1	DZ 17.2	US 15.3	EG 8.3	AT 6.1	BE 6	AE 2.8	HU 2.7	HR 2.1	CA 2										
(381121) Additives for lubricating oils cont. petroleum oils/oils obt. from bitumino ..., \$3-6	75.7	CN 9.2	IT 8.5	NL 8.2	DE 5.9	AU 5.5	VE 4.1	RU 4	MX 3.1	TR 2.9	AT 2.5										
(870790) Bodies (incl. cabs), for the motor vehicles of 87.01, 87.02, 87.04 & 87.05, \$7856-19200	72.4	NL 24.3	US 16.5	PL 11.4	FR 10.2	CA 1.8	RU 1.5	AT 1.1	MX 1	RO .8	FI .7										
(870120) Road tractors for semi-trailers (excl. of 87.09), \$55260-101341	70.5	DZ 15.5	AR 11.9	LU 6.3	BR 4.7	TN 4.5	SE 4.3	BY 3.6	CH 2.7	MA 2.6	PE 2.1										
(480411) Kraftliner, uncoated, unbleached, in rolls/sheets (excl. of 48.02/48.03), \$0-0	70.1	DE 17.5	MX 10.3	GB 7.8	ES 7.3	TR 6.5	IT 5.6	FI 3.9	NL 2.9	FR .9	PH .9										
(481092) Multiply paper & paperboard, coated on one/both sides with kaolin...whether ..., \$0-1	69.2	CN 10.3	UA 9.7	RU 7.9	DE 4.5	US 3.8	AT 3.5	PL 2.9	JP 2.6	CZ 2.3	TR 1.8										
(481159) Paper & paperboard, coated/impregnated/covered with plastics (excl. adhesiv ..., \$2-5	69.1	TH 13.7	UA 6.6	PL 6.4	VN 4.3	NL 3.7	RU 3.2	IT 2.6	KR 2.5	MY 2.5	VE 2.1										
(730620) Casing & tubing of a kind used in drilling for oil/gas, of iron/steel, \$1-13	61.0	US 51.8	SG 2.1	GH 1.6	DZ 1.2	IR .7	NE .6	QA .4	BR .3	VN .3	OM .3										
(842810) Lifts (i.e., passenger elevators) & skip hoists, \$13283-22177	59.7	CH 5.4	FR 4.6	UA 4.2	SG 4.1	NL 3.8	IL 3.2	PL 3	TH 2.8	ZA 1.7	AU 1.6										
(481029) Paper & paperboard of a kind used for writing/printing/oth. graphic purps., ..., \$0-2	57.3	DE 8.5	US 5.2	UA 5.1	FR 4.6	RU 4.1	JP 4	AR 3.7	PL 3.7	NL 2.9	CN 1.7										
(902750) Instruments & app. for physical/chem. analysis, using optical radiations (U ..., \$584-7784	56.3	US 17.9	CN 6.8	CA 6.6	CH 4.7	RU 4.4	SG 3.8	IN 2.5	AU 2.2	MY 2	MX 1.7										
(392062) Plates, sheets, film, foil & strip, of poly(ethylene terephthalate), non-ce ..., \$2-9	55.9	CN 18	KR 12.7	US 7.1	JP 6.1	AT 1.6	PL 1.1	MX .9	IL 2.7	UA .6	RU .5										
(710692) Silver (incl. silver plated with gold/platinum), in semi-manufactured forms ..., \$139-595	55.0	US 19.3	AU 10.9	CA 7.1	AT 3.8	JP 3	IT 2.2	PL 2.2	NL 1.1	MX 1	IL .8										
(870410) Dumpers designed for off-highway use, \$10750-156373	51.2	CA 13.6	AE 6.7	PL 4.4	PH 3.4	RO 2.7	AZ 2.1	EG 2	MX 1.6	TH 1	NG 1										
(850153) AC motors (excl. of 8501.10 & 8501.20), multi-phase, of an output >75kW, \$1626-21000	50.5	US 11.4	AT 4.4	CN 4.2	FR 3.3	CA 2.5	NO 2.3	IN 2.3	AU 2	GB 1.7	IT 1.7										
(840290) Parts of the boilers of 8402.11-8402.20, \$0-9	50.0	GB 6.4	TR 6.1	IN 5.6	AR 4.2	SA 4.1	DE 2.8	NL 2.5	BE 2.2	KR 2.1	TH 1.6										
(380810) Insecticides, put up in forms or packings-RS/as preps./arts., \$23-51	49.2	BE 6.3	IN 5.5	BR 4.9	CN 3.7	AR 3.2	DE 3.1	JP 2.5	ES 2.5	GH 2.2	IT 1.8										
(900190) Lenses (excl. of 9001.30-9001.50), prisms, mirrors & oth. optical elements, ..., \$0-52	47.5	CN 18.8	CZ 10	SK 6.9	PL 6.5	MY 1.5	DE 1.2	JP 1.1	TH .5	RU .3	TR .2										
(300439) Medicaments cont. hormones/oth. prods. of 29.37 but not cont. antibiotics, ..., \$507-1185	47.4	CN 9.9	CH 9.5	RU 4.7	BE 3.7	SE 3	UA 2.8	JP 2.2	PL 2	GR 1.9	KR 1										
(720852) Flat-rolled prods. of iron/non-alloy steel, of a width of 600mm/more, hot-r ..., \$0-1	46.1	KR 8.7	SG 6.1	TR 5.8	AE 5.5	CN 2.8	RU 1.5	BY 1.4	CO 1.2	PE 1.2	PH 1.1										
(382370) Industrial fatty alcohols, \$1-5	45.7	DE 6.2	NL 6.1	IT 5.3	JP 5	GB 3.5	FR 3.4	BE 3.1	KR 2.5	US 2.2	SG 2.1										
(293090) Organo-sulphur comps. (excl. of 2930.10-2930.40), \$4-30	45.3	BR 9.3	DE 6.7	CN 6.3	CH 4.4	KR 1.7	TH 1.7	TR 1.4	AR 1.4	PL 1.3	IT 1.1										
(480255) Paper & paperboard, not cont. fibres obt. by a mech./chemi-mech. process... ..., \$0-0	44.0	MX 11.1	GB 7.8	UA 4.8	DK 2	PH 1.9	PE 1.4	BR 1.4	CL 1.1	VN 1	SA .9										
(390130) Ethylene-vinyl acetate copolymers, in primary forms, \$1-3	43.7	CN 14.9	US 9.4	IN 5.3	MX 2.5	HK 1.7	NL 1.2	TR .8	JP .7	AU .7	PT .6										
(690919) Ceramic wares for laboratory/chemical/oth. technical uses, n.e.s. in 69.09, \$6-90	42.8	DE 14.6	ZA 10.8	GB 10.6	KR 1.7	CN 1.5	TH .5	MY .5	SE .4	EG .3	BR .3										
(854511) Carbon electrodes, of a kind used for furnaces, \$3-10	42.2	KR 7.4	RU 4.6	EG 3.2	US 2.6	MX 2.2	TR 2.1	UA 2.1	IT 1.9	DE 1.9	PL 1.4										
(293359) Heterocyclic comps. cont. a pyrimidine ring (whether or not hydrogenated)/p ..., \$27-330	42.2	US 9.4	CA 8.7	BR 5.7	IN 4.8	JP 1.4	BE 1.4	FR 1.3	DE 1.2	IE 1.1	SG .8										
(730210) Rails of iron/steel, \$1-3	41.8	BE 5	RU 4.2	CA 3.4	FR 3.1	QA 2.9	ZA 2.3	BR 1.7	SE 1.6	ES 1	HU 1										
(843311) Mowers for lawns/parks/sports-grounds, powered, with the cutting device rot ..., \$121-822	41.4	CA 16.4	FR 5.4	BE 4.1	PL 2.7	NL 2.7	IT 2.2	CZ 1.5	RU 1.3	IE 1	FI .4										
(391530) Waste, parings & scrap, of polymers of vinyl chloride, \$0-0	40.7	CN 39	KR .5	NG .4	MA .2	MX .2	IN .1	NL .1	UA 0	GB 0	AE 0										
(721633) Angles, shapes & sections of iron/non-alloy steel, H sections, not further ..., \$0-1	40.7	CA 15.9	SG 4.8	AE 3.9	PA 1.3	EG 1.2	PE 1.1	MY .9	BE .9	DZ .8	PL .7										
(293627) Vitamin C & its derivs., \$8-24	39.8	JP 8.5	DE 4.1	KR 2.5	IT 2.3	FR 2.2	AU 1.8	BR 1.5	ES 1.4	MX 1	AT 1										

Maldives

(HS) Description, price range	Export opportunity (US\$ Million)	Export opportunity										
		top1	top2	top3	top4	top5	top6	top7	top8	top9	top10	
(901380) Liquid crystal devices not constituting arts. provided for more specificall ..., \$9-301	942.3	CN 827.5	MX 72.3	IN 21.5	MY 14.7	RU 4.4	AR .5	TH .5	BY .3	NO .3	DZ .1	
(842952) Self-propelled mech. shovels & excavators with a 360° revolving superstruct ..., \$37665-88671	328.6	CN 127.7	HK 57.6	CA 38.1	BR 17.9	CO 17.8	TH 9.4	FR 8.1	PL 6.7	MY 5.8	EC 4.6	
(730429) Casing & tubing, seamless, of iron (excl. cast iron)/steel, of a kind used ..., \$1-8	275.4	US 161.4	DZ 48.1	EC 7.7	NG 5.5	OM 5.5	CA 5	NO 4.2	VE 4.1	AZ 2.7	TH 2.5	
(840690) Parts of the steam turbines & oth. vapour turbines of 8406.10-8406.82, \$20-191	133.1	CN 27.8	FR 12.6	ZA 8.7	IN 8.6	PL 7.1	DE 6.8	CH 5.9	KR 5.7	SE 5	RO 4.5	
(730820) Towers & lattice masts of iron/steel, \$2-8	126.4	US 38.3	GB 14.4	NL 10.8	SE 7.9	DK 5.8	RO 5.7	BE 4.4	DZ 3.2	FR 2.8	GH 2.6	
(901390) Parts & accessories of the arts. of 90.13, \$71-573	115.7	CN 42.4	MX 37.9	HK 19.2	JP 9	CZ 2.5	GB 1.3	IN .8	MY .6	FR .4	SE .4	
(853720) Boards, panels, consoles, desks, cabinets & oth. bases, equipped with 2/mor ..., \$19-72	106.0	RU 12.8	DZ 5.3	KZ 5.3	VE 4.9	TH 4.7	DE 4.2	AU 4	MX 3.7	CA 3.5	TR 3.2	
(721070) Flat-rolled prods. of iron/non-alloy steel, of a width of 600mm/more, paint ..., \$1-1	95.1	UA 18.5	RU 17.2	DE 10.7	CN 10.2	RO 5.1	BY 3.7	TH 3.6	MX 2.8	SK 2.6	IN 2	
(310520) Mineral/chem. fertilisers cont. the 3 fertilising elements nitrogen, phosph ..., \$0-0	94.8	UA 19.8	PY 11.7	GB 6.2	BR 6.1	FR 5.2	IN 4.7	LT 4	BE 3.7	MY 3.1	TR 3.1	
(180620) Chocolate & oth. food preps. cont. cocoa (excl. of 1803.10-1806.10), in blo ..., \$2-6	84.4	US 27.2	FR 9.7	GB 8.7	SA 6.7	MX 4.7	DE 4.5	CA 3.7	PL 3.2	NL 2.4	JP 2.1	
(761290) Aluminium casks...&sim. conts.,incl.rigid tubular conts.but excl.collapsibl ..., \$6-16	74.0	NL 13.3	CH 10.7	DE 6.7	CA 6	PL 3.6	ES 3.4	FI 3.3	BR 3.3	IT 2.4	UA 2.1	
(900150) Spectacle lenses of mats. other than glass, unmounted, \$5-9	69.9	JP 14.3	DE 13.1	NL 7.1	TH 6.9	FR 6.6	HU 2.3	ES 2.3	AU 2	SE 1.8	BR 1.4	
(481159) Paper & paperboard, coated/impregnated/covered with plastics (excl. adhesiv ..., \$2-5	69.1	TH 13.7	UA 6.6	PL 6.4	VN 4.3	NL 3.7	RU 3.2	IT 2.6	KR 2.5	MY 2.5	VE 2.1	
(842230) Machinery for filling/closing/sealing/labelling bottles/cans/boxes/oth ..., \$972-37839	66.4	US 28.3	MX 8.1	RU 5.7	CH 4.8	DZ 2.9	BR 2.3	PK 1.8	AU 1.7	MY 1.4	ZA 1.4	
(741110) Copper tubes & pipes, of ref. copper, \$0-7	64.5	US 14.6	GB 10.7	FR 9.9	ES 3.6	BE 2.9	BR 2.6	EG 2.6	IE 1.8	AU 1.7	HK 1.7	
(640520) Footwear with uppers of textile mats., n.e.s., \$0-4	60.4	US 50	JP 2.8	GB 2.8	IE .7	ES .6	CL .6	AT .5	BE .2	PL .2	MX .2	
(842810) Lifts (i.e., passenger elevators) & skip hoists, \$13283-22177	59.7	CH 5.4	FR 4.6	UA 4.2	SG 4.1	NL 3.8	IL 3.2	PL 3	TH 2.8	ZA 1.7	AU 1.6	
(481029) Paper & paperboard of a kind used for writing/printing/oth. graphic purps., ..., \$0-2	57.3	DE 8.5	US 5.2	UA 5.1	FR 4.6	RU 4.1	JP 4	AR 3.7	PL 3.7	NL 2.9	CN 1.7	
(840290) Parts of the boilers of 8402.11-8402.20, \$9-57	57.2	IN 7.4	TR 6.1	AR 3.8	DZ 3.3	PT 3.3	CL 3.2	NL 2.9	ES 2.7	BE 2.5	FR 2.4	
(940120) Seats of a kind used for motor vehicles, \$162-171	54.4	FR 9.6	BE 8	GB 5.3	ES 4.7	PL 2.5	NL 2.3	CZ 2.2	IT 2	VE 1.7	EG 1.6	
(850152) AC motors (excl. of 8501.10 & 8501.20), multi-phase, of an output >750W but ..., \$261-1591	54.3	US 12.2	CN 11.3	CA 3.2	MX 2.9	AT 2.9	GB 2.7	FR 2.4	CZ 1.6	AU 1.6	RU 1.4	
(850720) Electric accumulators, incl. separators therefor, whether or not rect. (inc ..., \$34-268	51.8	US 8.8	IT 5.1	BE 4.4	DO 4.2	MX 4	RU 4	GB 3.3	SG 2.4	CN 1.7	AU 1.5	
(854190) Parts of the devices of 85.41, \$23-259	51.7	MY 24.2	MX 7.9	ES 6.1	DE 4.2	IN 1.7	IT 1.1	BG .9	TH .7	FR .7	NL .7	
(870410) Dumpers designed for off-highway use, \$10750-156373	51.2	CA 13.6	AE 6.7	PL 4.4	PH 3.4	RO 2.7	AZ 2.1	EG 2	MX 1.6	TH 1	NG 1	
(740710) Bars, rods & profiles, of ref. copper, \$0-7	51.2	SA 19.5	IN 7	NZ 5.3	KW 4.5	DE 3.7	PH 2.5	SG 2.3	PL .8	TH .6	NG .6	
(848071) Moulds for rubber/plastics, injection/compression types, \$15-70	50.6	CN 23	DE 5.9	IN 3.8	RU 2.6	VE 2.5	HU 2.2	JP 2	IL 1.7	AR 1.2	BR .9	
(850153) AC motors (excl. of 8501.10 & 8501.20), multi-phase, of an output >75kW, \$1626-21000	50.5	US 11.4	AT 4.4	CN 4.2	FR 3.3	CA 2.5	NO 2.3	IN 2.3	AU 2	GB 1.7	IT 1.7	
(843131) Parts suit. for use solely/princ. with the lifts/skip hoists/escalators of ..., \$0-8	49.9	DE 14.5	IT 14.4	CH 4.3	NL 1.8	TH 1.4	AT 1.1	BR 1	CZ .9	HU .7	CN .7	
(850140) AC motors (excl. of 8501.10 & 8501.20), single-phase, \$31-274	48.9	US 28.6	CA 4.4	EG 3.8	FR 1.7	AU 1.4	PL 1.3	BE 1.1	CH 1	IT 1	CN .8	
(720852) Flat-rolled prods. of iron/non-alloy steel, of a width of 600mm/more, hot-r ..., \$0-1	46.1	KR 8.7	SG 6.1	TR 5.8	AE 5.5	CN 2.8	RU 1.5	BY 1.4	CO 1.2	PE 1.2	PH 1.1	
(382370) Industrial fatty alcohols, \$1-5	45.7	DE 6.2	NL 6.1	IT 5.3	JP 5	GB 3.5	FR 3.4	BE 3.1	KR 2.5	US 2.2	SG 2.1	
(410792) Leather furth. prepd. after tanning/crusting, incl. parchment-dressed leath ..., \$16-32	45.4	CN 33.4	VE 4.3	VN 1.2	HU .9	RO .9	MX .7	CZ .6	TN .5	MA .4	HR .4	
(721720) Wire of iron/non-alloy steel, plated/coated with zinc, \$0-2	45.4	DE 8.8	JP 5.6	US 3.9	GB 2.6	BE 2	SE 1.5	ES 1.5	CH 1.4	BR 1.3	CZ 1.2	
(848240) Needle roller bearings, \$1-2	45.2	DE 11.8	FR 3.7	MX 3.2	IT 3.1	KR 2.8	SG 1.9	GB 1.6	BE 1.5	CA 1.5	CH 1.4	
(841850) Refrigerating/freezing chests, cabinets, display counters, show-cases & sim ..., \$616-1317	44.4	FR 12.4	DE 6.3	NL 2.5	UA 2.2	PT 1.6	RO 1.5	BE 1.4	VE 1.3	BR 1.2	MA 1.1	
(392010) Plates, sheets, film, foil & strip, of polymers of ethylene, non-cellular & ..., \$5-11	43.5	CN 29.2	UA 1.3	HK 1.3	HU 1.2	JP 1	CZ .9	IE .8	SE .7	DE .7	DK .7	
(711311) Articles of jewellery & parts thereof, of silver, whether or not plated/cl ..., \$1447-2941	42.4	HK 14.5	DK 8.3	FR 4.2	GB 2	ES 1.9	TH 1.8	MX 1.8	NL 1.7	PT 1.7	DE 1.2	
(611593) Hosiery, knitted or crocheted, of synth. fibres (excl. of 6115.11-6115.20), \$0-14	42.4	JP 13.2	GB 4.3	DE 4	US 4	UA 3.8	CL 1.9	IT 1.9	BE 1.7	RU 1.6	ES 1.5	
(950430) Games other than video games/billiards, operated by coins/banknotes (paper ..., \$75-1908	42.3	CA 15	AR 6.6	IT 3.3	PE 3.3	CL 3.2	PL 2.4	RO 1.5	SK 1.2	AU .9	BE .9	
(870710) Bodies (incl. cabs), for the motor vehicles of 87.03, \$146-4000	40.8	UA 16.7	RU 9.6	HU 4.7	SK 2.7	BE 2.1	GB 1	IT .8	CA .5	US .5	IN .5	

Nepal

(HS) Description, price range	Export opportunity (US\$ Million)	Export opportunity										
		top1	top2	top3	top4	top5	top6	top7	top8	top9	top10	
(901380) Liquid crystal devices not constituting arts. provided for more specificall ..., \$9-301	942.3	CN 827.5	MX 72.3	IN 21.5	MY 14.7	RU 4.4	AR .5	TH .5	BY .3	NO .3	DZ .1	
(720851) Flat-rolled prods. of iron/non-alloy steel, of a width of 600mm/more, hot-r ..., \$0-1	420.2	KR 316.7	SG 14.5	CN 10.4	NL 10.2	JP 9.2	RU 8	TR 7.1	RO 5.9	MX 4.4	BR 4.1	
(842952) Self-propelled mech. shovels & excavators with a 360° revolving superstruct ..., \$37665-88671	328.6	CN 127.7	HK 57.6	CA 38.1	BR 17.9	CO 17.8	TH 9.4	FR 8.1	PL 6.7	MY 5.8	EC 4.6	
(720711) Semi-finished prods. of iron/non-alloy steel, cont. by wt. <0.25% of carbon ..., \$0-1	210.3	TR 60.1	KR 39.4	TH 14	VN 13.7	SA 13.3	BG 12.6	MA 9	PH 7.8	AE 6	RO 4.7	
(441129) Fibreboard of wood/oth. ligneous mats., whether or not bonded with resins/o ..., \$0-1	198.8	US 38.4	FR 24.1	IT 17	BE 14.7	CA 12.8	NL 11.9	JP 8.1	DE 7	VN 6.7	RU 6.1	
(721391) Bars & rods, hot-rolled, in irregularly wound coils, of iron/non-alloy stee ..., \$0-0	178.0	KR 31.3	JP 14.1	TH 12	MY 9.8	VN 8.5	NL 7.5	CN 6.7	TR 6.3	SA 6.3	PH 6.3	
(902131) Artificial joints, \$283-1066	150.4	US 56.9	DE 26.7	BE 20.4	AU 11.6	NL 11.4	CA 7.5	IN 3.4	CN 1.8	RU 1.6	TR 1.4	
(381512) Supported catalysts, with precious metal/precious metal comps. as the activ ..., \$33-166	119.9	DE 74.6	ES 12.9	MX 11.2	IT 3.8	CN 3.8	CZ 3.4	IN 2.3	BE 1.4	BR 1.1	SG .9	
(720917) Flat-rolled prods. of iron/non-alloy steel, of a width of 600mm/more, in co ..., \$0-0	118.6	JP 17.9	IN 14.4	TR 14.2	PL 8.9	MX 7.3	MY 5.7	BR 5.3	PE 3.3	TH 2.9	KR 2.9	
(840734) Spark ignition recip. piston engines of a kind used for the propulsion of v ..., \$2382-4712	116.4	RU 36.9	CN 28.6	GB 19.3	UA 10.8	PT 5	NL 4.9	BR 3.9	SE 2.9	MY 1.4	JP 1.2	
(901390) Parts & accessories of the arts. of 90.13, \$71-573	115.7	CN 42.4	MX 37.9	HK 19.2	JP 9	CZ 2.5	GB 1.3	IN .8	MY .6	FR .4	SE .4	
(740811) Copper wire, of ref. copper of which the maximum cross-sectional dim. excee ..., \$7-9	109.4	RO 15.9	GB 15.8	CN 14.4	OM 7.8	UA 6.4	TN 6	EG 4.8	VE 4.6	ZA 3.1	HU 2.9	
(441039) Particle board, of wood, n.e.s. in 44.10, \$0-0	107.7	DE 14.4	ES 8.7	PL 7.3	US 7.2	DK 7	BY 7	GB 4.4	HU 3.9	SE 3.9	KR 3.3	
(721070) Flat-rolled prods. of iron/non-alloy steel, of a width of 600mm/more, paint ..., \$1-1	95.1	UA 18.5	RU 17.2	DE 10.7	CN 10.2	RO 5.1	BY 3.7	TH 3.6	MX 2.8	SK 2.6	IN 2	
(720719) Semi-finished prods. of iron/non-alloy steel, cont. by wt. <0.25% of carbon ..., \$0-4	93.9	EG 68.3	OM 7.9	NP 3.8	UA 3.5	TN 2	SD 1.4	LK 1.3	CZ .9	AE .8	PS .7	
(853224) Fixed electrical capacitors, other than those of 8532.10, ceramic dielectri ..., \$216-462	86.6	CN 60.8	PH 13.1	AT 4	DE 3.2	TH 2.8	CZ .8	IE .5	EE .3	FI .3	MY .2	
(860719) Axles & wheels; parts of bogies, bissel-bogies, axles & wheels, \$2-20	82.8	RU 13.8	DE 13.3	AT 8.1	CN 7.9	SK 7.3	CH 4.6	RO 3.5	PL 2.9	IN 2.6	FR 2.2	
(720916) Flat-rolled prods. of iron/non-alloy steel, of a width of 600mm/more, in co ..., \$0-0	76.7	CN 14	JP 10.4	TR 8.2	IN 8.2	DE 6.2	KR 5	MY 3.8	BR 3.1	RO 1.8	BG 1.7	
(441129) Fibreboard of wood/oth. ligneous mats., whether or not bonded with resins/o ..., \$0-0	76.4	MX 12	ES 6.3	PL 5.4	BR 3.9	PT 3.7	PK 2.9	RU 2.9	TR 2.5	SA 2.5	SY 2.3	
(480411) Kraftliner, uncoated, unbleached, in rolls/sheets (excl. of 48.02/48.03), \$0-0	70.1	DE 17.5	MX 10.3	GB 7.8	ES 7.3	TR 6.5	IT 5.6	FI 3.9	NL 2.9	FR .9	PH .9	
(481092) Multiply paper & paperboard, coated on one/both sides with kaolin...whether ..., \$0-1	69.2	CN 10.3	UA 9.7	RU 7.9	DE 4.5	US 3.8	AT 3.5	PL 2.9	JP 2.6	CZ 2.3	TR 1.8	
(481159) Paper & paperboard, coated/impregnated/covered with plastics (excl. adhesiv ..., \$2-5	69.1	TH 13.7	UA 6.6	PL 6.4	VN 4.3	NL 3.7	RU 3.2	IT 2.6	KR 2.5	MY 2.5	VE 2.1	
(400219) Styrene-butadiene rubber (SBR), other than latex; carboxylated styrene-buta ..., \$2-3	67.3	TH 8	ES 6	CN 4.7	PL 4.6	NL 4.1	BR 3.3	KR 3	TR 3	DE 2.9	VE 2.8	
(902214) Apparatus based on the use of X-rays (excl. of 9022.12), for medical/surgic ..., \$5301-40755	65.3	US 16.8	DE 9.9	AU 5.7	BR 2.7	KR 2.6	ES 2.5	IT 1.9	GB 1.6	IN 1.6	VE 1.6	
(741110) Copper tubes & pipes, of ref. copper, \$0-7	64.5	US 14.6	GB 10.7	FR 9.9	ES 3.6	BE 2.9	BR 2.6	EG 2.6	IE 1.8	AU 1.7	HK 1.7	
(854210) Cards incorp. an electronic integrated circuit (smart cards), \$0-1	60.5	GB 14.9	IN 7.9	US 5.9	HK 5.9	FR 4.1	TR 2.6	AT 2.5	PL 2.3	ES 1.7	CH 1.5	
(842810) Lifts (i.e., passenger elevators) & skip hoists, \$13283-22177	59.7	CH 5.4	FR 4.6	UA 4.2	SG 4.1	NL 3.8	IL 3.2	PL 3	TH 2.8	ZA 1.7	AU 1.6	
(481029) Paper & paperboard of a kind used for writing/printing/oth. graphic purps., ..., \$0-2	57.3	DE 8.5	US 5.2	UA 5.1	FR 4.6	RU 4.1	JP 4	AR 3.7	PL 3.7	NL 2.9	CN 1.7	
(840290) Parts of the boilers of 8402.11-8402.20, \$9-57	57.2	IN 7.4	TR 6.1	AR 3.8	DZ 3.3	PT 3.3	CL 3.2	NL 2.9	ES 2.7	BE 2.5	FR 2.4	
(902750) Instruments & app. for physical/chem. analysis, using optical radiations (U ..., \$584-7784	56.3	US 17.9	CN 6.8	CA 6.6	CH 4.7	RU 4.4	SG 3.8	IN 2.5	AU 2.2	MY 2	MX 1.7	
(392062) Plates, sheets, film, foil & strip, of poly(ethylene terephthalate), non-ce ..., \$2-9	55.9	CN 18	KR 12.7	US 7.1	JP 6.1	AT 1.6	PL 1.1	MX .9	IL .7	UA .6	RU .5	
(850152) AC motors (excl. of 8501.10 & 8501.20), multi-phase, of an output >750W but ..., \$261-1591	54.3	US 12.2	CN 11.3	CA 3.2	MX 2.9	AT 2.9	GB 2.7	FR 2.4	CZ 1.6	AU 1.6	RU 1.4	
(381519) Supported catalysts other than those with nickel/nickel comps./precious met ..., \$5-29	54.1	CN 13.3	KR 11.3	IN 4.7	VE 3.7	MX 2.9	NL 2.7	FR 2.1	SG 1.3	RU 1.2	TH 1.1	
(292910) Isocyanates, \$2-4	53.8	RU 16.4	BR 5.4	IL 4.1	EG 2.8	UA 2.8	VN 2.3	MX 2.2	NG 2.1	VE 1.9	DZ 1.8	
(840790) Spark-ignition recip./rotary int. comb. piston engines (excl. of 8407.10-84 ..., \$0-160	52.0	US 38.3	CN 6.9	JP 3	AT .9	SE .6	NG .4	SK .3	RU .2	MY .2	GR .2	
(854190) Parts of the devices of 85.41, \$23-259	51.7	MY 24.2	MX 7.9	ES 6.1	DE 4.2	IN 1.7	IT 1.1	BG .9	TH .7	FR .7	NL .7	
(740710) Bars, rods & profiles, of ref. copper, \$0-7	51.2	SA 19.5	IN 7	NZ 5.3	KW 4.5	DE 3.7	PH 2.5	SG 2.3	PL .8	TH .6	NG .6	
(850153) AC motors (excl. of 8501.10 & 8501.20), multi-phase, of an output >75kW, \$1626-21000	50.5	US 11.4	AT 4.4	CN 4.2	FR 3.3	CA 2.5	NO 2.3	IN 2.3	AU 2	GB 1.7	IT 1.7	
(840290) Parts of the boilers of 8402.11-8402.20, \$0-9	50.0	GB 6.4	TR 6.1	IN 5.6	AR 4.2	SA 4.1	DE 2.8	NL 2.5	BE 2.2	KR 2.1	TH 1.6	
(843351) Combine harvester-threshers, \$21695-115843	49.5	UA 9.3	US 6.9	TH 4.5	PL 3.8	PY 2.5	TR 2	VE 1.8	DZ 1.6	KR 1.5	ZA 1.4	

Pakistan

(HS) Description, price range	Export opportunity (US\$ Million)	Export opportunity (US\$ Million)									
		top1	top2	top3	top4	top5	top6	top7	top8	top9	top10
(720851) Flat-rolled prods. of iron/non-alloy steel, of a width of 600mm/more, hot-r ..., \$0-1	420.2	KR 316.7	SG 14.5	CN 10.4	NL 10.2	JP 9.2	RU 8	TR 7.1	RO 5.9	MX 4.4	BR 4.1
(710691) Silver (incl. silver plated with gold/platinum), unwrought, \$466-702	258.5	GB 76	IN 55.1	DE 33.7	JP 25.4	AT 15.5	CA 14.3	CN 13.1	TH 7.4	FR 4.8	NL 4.7
(720711) Semi-finished prods. of iron/non-alloy steel, cont. by wt. <0.25% of carbon ..., \$0-1	210.3	TR 60.1	KR 39.4	TH 14	VN 13.7	SA 13.3	BG 12.6	MA 9	PH 7.8	AE 6	RO 4.7
(721391) Bars & rods, hot-rolled, in irregularly wound coils, of iron/non-alloy steel, \$0-0	178.0	KR 31.3	JP 14.1	TH 12	MY 9.8	VN 8.5	NL 7.5	CN 6.7	TR 6.3	SA 6.3	PH 6.3
(854290) Parts of the electronic integrated circuits & microassemblies of 85.42, \$499-1166	125.4	PH 122.4	KR 9	BE 5	NL 5	GB 3	SK 2	TN 1	BR 1	IT 1	JP 0
(720917) Flat-rolled prods. of iron/non-alloy steel, of a width of 600mm/more, in co ..., \$0-0	118.6	JP 17.9	IN 14.4	TR 14.2	PL 8.9	MX 7.3	MY 5.7	BR 5.3	PE 3.3	TH 2.9	KR 2.9
(840734) Spark ignition recip. piston engines of a kind used for the propulsion of v ..., \$2382-4712	116.4	RU 36.9	CN 28.6	GB 19.3	UA 10.8	PT 5	NL 4.9	BR 3.9	SE 2.9	MY 1.4	JP 1.2
(720837) Flat-rolled prods. of iron/non-alloy steel, of a width of 600mm/more, hot-r ..., \$0-0	115.5	KR 48.8	TR 15.7	MX 6.3	IN 5.1	UA 4.9	BR 4.5	TH 3.5	JP 3.2	PH 2.9	AT 2.7
(720221) Ferro-silicon, cont. by wt. >55% of silicon, in granular/powder form, \$1-2	114.5	JP 49.8	KR 26.9	DE 7	BE 5.3	IT 3.8	TR 3	TH 2.6	CZ 1.8	SK 1.2	AR 1.1
(293499) Nucleic acids & their salts, whether or not chemically defined, n.e.s.; het ..., \$20-324	109.9	CA 35.4	DE 19.8	ES 19.7	IN 8.7	ZA 3.6	TH 2.3	AT 2.2	BR 2	CN 2	CZ 1.8
(902139) Artificial parts of the body other than teeth, dental fittings & joints, \$1157-2524	106.2	FR 28.7	NL 26.2	DE 11.8	CN 7.8	RU 6	VE 3.5	IT 3.3	BR 3.1	JP 2.7	UA 2.2
(390810) Polyamide-6/ -11/ -12/ -6,6/ -6,9/ -6,10/ -6,12, in primary forms, \$0-2	106.1	CN 42.2	CA 10.6	BE 9.9	IT 6.5	CZ 5.7	GB 3.8	HK 3.6	FI 3.3	DE 2.3	TH 2.2
(721070) Flat-rolled prods. of iron/non-alloy steel, of a width of 600mm/more, paint ..., \$0-1	101.5	BE 24.1	RU 20.4	IT 9.8	PL 7.2	KR 4.5	SE 3.2	PT 3	UA 2.5	RO 2.3	BR 2.1
(720836) Flat-rolled prods. of iron/non-alloy steel, of a width of 600mm/more, hot-r ..., \$0-0	91.1	KR 20.7	IN 20.6	TR 17.7	JP 7.6	US 4.3	MX 3.8	NL 3.5	MY 2.1	AT 1.8	CA 1.7
(860719) Axles & wheels; parts of bogies, bissel-bogies, axles & wheels, \$2-20	82.8	RU 13.8	DE 13.3	AT 8.1	CN 7.9	SK 7.3	CH 4.6	RO 3.5	PL 2.9	IN 2.6	FR 2.2
(720916) Flat-rolled prods. of iron/non-alloy steel, of a width of 600mm/more, in co ..., \$0-0	76.7	CN 14	JP 10.4	TR 8.2	IN 8.2	DE 6.2	KR 5	MY 3.8	BR 3.1	RO 1.8	BG 1.7
(381121) Additives for lubricating oils cont. petroleum oils/oils obt. from bitumino ..., \$3-6	75.7	CN 9.2	IT 8.5	NL 8.2	DE 5.9	AU 5.5	VE 4.1	RU 4	MX 3.1	TR 2.9	AT 2.5
(293100) Organo-inorganic comps., n.e.s. in Ch.29, \$3-19	74.0	AR 18.8	BR 7	US 6.4	NL 6.1	JO 4.5	FR 3.4	CA 3	AU 2.6	CH 2.3	VE 2.1
(481092) Multiply paper & paperboard, coated on one/both sides with kaolin...whether ..., \$0-1	69.2	CN 10.3	UA 9.7	RU 7.9	DE 4.5	US 3.8	AT 3.5	PL 2.9	JP 2.6	CZ 2.3	TR 1.8
(730610) Line pipe (excl. seamless), of a kind used for oil/gas pipelines, of iron/s ..., \$1-5	61.7	EG 12.7	KZ 9	CO 8.8	DZ 5.6	AZ 4.2	IT 3.3	DE 2.4	NL 1.6	AU 1.2	CN 1.2
(730620) Casing & tubing of a kind used in drilling for oil/gas, of iron/steel, \$1-13	61.0	US 51.8	SG 2.1	GH 1.6	DZ 1.2	IR 7	NE 6	QA 4	BR 3	VN 3	OM 3
(840733) Spark ignition recip. piston engines of a kind used for the propulsion of v ..., \$681-1969	58.8	PL 19.1	DE 11.6	CZ 8.6	AR 7	FR 4.8	HU 2.1	MA 2	TH 2	VE 3	VN 2
(721030) Flat-rolled prods. of iron/non-alloy steel, of a width of 600mm/more, elect ..., \$0-1	58.4	MX 10.7	PL 8.4	SK 5.3	CN 4.8	SI 4	BE 3.3	MY 2.9	CZ 2.5	NL 2.5	IR 2.2
(902750) Instruments & app. for physical/chem. analysis, using optical radiations (U ..., \$584-7784	56.3	US 17.9	CN 6.8	CA 6.6	CH 4.7	RU 4.4	SG 3.8	IN 2.5	AU 2.2	MY 2	MX 1.7
(710692) Silver (incl. silver plated with gold/platinum), in semi-manufactured forms ..., \$139-595	55.0	US 19.3	AU 10.9	CA 7.1	AT 3.8	JP 3	IT 2.2	PL 2.2	NL 1.1	MX 1	IL 8
(381519) Supported catalysts other than those with nickel/nickel comps./precious met ..., \$5-29	54.1	CN 13.3	KR 11.3	IN 4.7	VE 3.7	MX 2.9	NL 2.7	FR 2.1	SG 1.3	RU 1.2	TH 1.1
(850153) AC motors (excl. of 8501.10 & 8501.20), multi-phase, of an output >75kW, \$1626-21000	50.5	US 11.4	AT 4.4	CN 4.2	FR 3.3	CA 2.5	NO 2.3	IN 2.3	AU 2	GB 1.7	IT 1.7
(840290) Parts of the boilers of 8402.11-8402.20, \$0-9	50.0	GB 6.4	TR 6.1	IN 5.6	AR 4.2	SA 4.1	DE 2.8	NL 2.5	BE 2.2	KR 2.1	TH 1.6
(843351) Combine harvester-threshers, \$21695-115843	49.5	UA 9.3	US 6.9	TH 4.5	PL 3.8	PY 2.5	TR 2	VE 1.8	DZ 1.6	KR 1.5	ZA 1.4
(720851) Flat-rolled prods. of iron/non-alloy steel, of a width of 600mm/more, hot-r ..., \$0-0	46.2	IN 8.1	PL 4.9	EG 4.5	BR 4.4	MY 4.4	CN 4	CZ 2.2	US 2.1	HR 1.8	UA 1.5
(382370) Industrial fatty alcohols, \$1-5	45.7	DE 6.2	NL 6.1	IT 5.3	JP 5	GB 3.5	FR 3.4	BE 3.1	KR 2.5	US 2.2	SG 2.1
(293090) Organo-sulphur comps. (excl. of 2930.10-2930.40), \$4-30	45.3	BR 9.3	DE 6.7	CN 6.3	CH 4.4	KR 1.7	TH 1.7	TR 1.4	AR 1.4	PL 1.3	IT 1.1
(847710) Injection-moulding machines for working rubber/plastics/for the mfr. of pro ..., \$31627-62583	44.3	MX 7.6	DE 5.7	US 4	TH 2.3	AT 2.2	KR 2.1	IT 1.7	HU 1.6	ZA 1.3	TR 1.2
(710692) Silver (incl. silver plated with gold/platinum), in semi-manufactured forms ..., \$595-1280	44.2	CA 20.9	IN 8.3	TH 2.5	SG 2.1	JP 1.6	GB 1.1	DE 9	FI 9	US 8	NO 7
(390130) Ethylene-vinyl acetate copolymers, in primary forms, \$1-3	43.7	CN 14.9	US 9.4	IN 5.3	MX 2.5	HK 1.7	NL 1.2	TR 8	JP 7	AU 7	PT 6
(860721) Air brakes & parts thereof, for railway/tramway locomotives/rolling-stock, \$9-66	43.1	CN 12.2	DE 11.4	HU 4.1	AT 3.2	GB 2.4	FR 1.6	SK 1.3	ES 1	CH 8	RO 7
(382319) Industrial monocarboxylic fatty acids other than stearic acid/oleic acid/ta ..., \$0-4	43.0	NL 13.9	DE 12.6	IL 2	LK 1.7	PL 1.3	DK 9	NP 9	IT 8	ET 7	JP 6
(690919) Ceramic wares for laboratory/chemical/oth. technical uses, n.e.s. in 69.09, \$6-90	42.8	DE 14.6	ZA 10.8	GB 10.6	KR 1.7	CN 1.5	TH 5	MY 5	SE 4	EG 3	BR 3
(293359) Heterocyclic comps. cont. a pyrimidine ring (whether or not hydrogenated)/p ..., \$27-330	42.2	US 9.4	CA 8.7	BR 5.7	IN 4.8	JP 1.4	BE 1.4	FR 1.3	DE 1.2	IE 1.1	SG 8
(730210) Rails of iron/steel, \$1-3	41.8	BE 5	RU 4.2	CA 3.4	FR 3.1	QA 2.9	ZA 2.3	BR 1.7	SE 1.6	ES 1	HU 1

Sri Lanka

(HS) Description, price range	Export opportunity (US\$ Million)	Export opportunity									
		top1	top2	top3	top4	top5	top6	top7	top8	top9	top10
(720851) Flat-rolled prods. of iron/non-alloy steel, of a width of 600mm/more, hot-r ..., \$0-1	420.2	KR 316.7	SG 14.5	CN 10.4	NL 10.2	JP 9.2	RU 8	TR 7.1	RO 5.9	MX 4.4	BR 4.1
(710691) Silver (incl. silver plated with gold/platinum), unwrought, \$466-702	258.5	GB 76	IN 55.1	DE 33.7	JP 25.4	AT 15.5	CA 14.3	CN 13.1	TH 7.4	FR 4.8	NL 4.7
(720110) Non-alloy pig iron cont. by wt. 0.5%/less of phosphorus, in pigs/blocks/oth ..., \$0-1	234.7	US 111.3	IT 35.3	TR 19.5	KR 17.7	SA 10.1	PL 5.4	BE 5.3	CN 4.8	MX 4.1	UA 3.6
(720711) Semi-finished prods. of iron/non-alloy steel, cont. by wt. <0.25% of carbon ..., \$0-1	210.3	TR 60.1	KR 39.4	TH 14	VN 13.7	SA 13.3	BG 12.6	MA 9	PH 7.8	AE 6	RO 4.7
(721391) Bars & rods, hot-rolled, in irregularly wound coils, of iron/non-alloy stee ..., \$0-0	178.0	KR 31.3	JP 14.1	TH 12	MY 9.8	VN 8.5	NL 7.5	CN 6.7	TR 6.3	SA 6.3	PH 6.3
(280920) Phosphoric acid & polyphosphoric acids, whether or not chemically defined, \$0-4	168.7	IN 85.8	PK 31.3	FR 11.2	TR 7.2	SA 6.1	DE 4.3	US 3.3	BE 2.9	KR 2.8	GB 2.6
(900120) Sheets & plates of polarising mat., \$32-257	120.4	CN 76.2	HK 23.3	CZ 7.3	MX 6	PL 5.9	SG .7	SK .5	US .3	IT .1	PT 0
(720917) Flat-rolled prods. of iron/non-alloy steel, of a width of 600mm/more, in co ..., \$0-0	118.6	JP 17.9	IN 14.4	TR 14.2	PL 8.9	MX 7.3	MY 5.7	BR 5.3	PE 3.3	TH 2.9	KR 2.9
(720838) Flat-rolled prods. of iron/non-alloy steel, of a width of 600mm/more, hot-r ..., \$0-0	117.3	KR 44	CN 14.8	TR 11.9	TH 7.7	PT 5.1	PL 4	JP 3.8	BR 2.5	MK 1.6	AE 1.6
(840734) Spark ignition recip. piston engines of a kind used for the propulsion of v ..., \$2382-4712	116.4	RU 36.9	CN 28.6	GB 19.3	UA 10.8	PT 5	NL 4.9	BR 3.9	SE 2.9	MY 1.4	JP 1.2
(901390) Parts & accessories of the arts. of 90.13, \$71-573	115.7	CN 42.4	MX 37.9	HK 19.2	JP 9	CZ 2.5	GB 1.3	IN .8	MY .6	FR .4	SE .4
(720837) Flat-rolled prods. of iron/non-alloy steel, of a width of 600mm/more, hot-r ..., \$0-0	115.5	KR 48.8	TR 15.7	MX 6.3	IN 5.1	UA 4.9	BR 4.5	TH 3.5	JP 3.2	PH 2.9	AT 2.7
(720221) Ferro-silicon, cont. by wt. >55% of silicon, in granular/powder form, \$1-2	114.5	JP 49.8	KR 26.9	DE 7	BE 5.3	IT 3.8	TR 3	TH 2.6	CZ 1.8	SK 1.2	AR 1.1
(845710) Machining centres for working metal, \$41329-143748	112.0	CN 69.6	US 26.4	BR 5.7	TH 2.2	FR 1.7	RU 1.5	CH .9	HK .8	PL .6	NO .4
(740811) Copper wire, of ref. copper of which the maximum cross-sectional dim. excee ..., \$7-9	109.4	RO 15.9	GB 15.8	CN 14.4	OM 7.8	UA 6.4	TN 6	EG 4.8	VE 4.6	ZA 3.1	HU 2.9
(390810) Polyamide-6/-11/-12/-6,6/-6,9/-6,10/-6,12, in primary forms, \$0-2	106.1	CN 42.2	CA 10.6	BE 9.9	IT 6.5	CZ 5.7	GB 3.8	HK 3.6	FI 3.3	DE 2.3	TH 2.2
(721070) Flat-rolled prods. of iron/non-alloy steel, of a width of 600mm/more, paint ..., \$0-1	101.5	BE 24.1	RU 20.4	IT 9.8	PL 7.2	KR 4.5	SE 3.2	PT 3	UA 2.5	RO 2.3	BR 2.1
(293628) Vitamin E & its derivs., \$17-46	97.4	DE 16.2	US 12.4	CN 11.6	NL 9.1	BE 5.4	FR 4	IT 2.5	BR 2.4	CA 2.4	KR 2.2
(721070) Flat-rolled prods. of iron/non-alloy steel, of a width of 600mm/more, paint ..., \$1-1	95.1	UA 18.5	RU 17.2	DE 10.7	CN 10.2	RO 5.1	BY 3.7	TH 3.6	MX 2.8	SK 2.6	IN 2
(860719) Axles & wheels; parts of bogies, bissel-bogies, axles & wheels, \$2-20	82.8	RU 13.8	DE 13.3	AT 8.1	CN 7.9	SK 7.3	CH 4.6	RO 3.5	PL 2.9	IN 2.6	FR 2.2
(720916) Flat-rolled prods. of iron/non-alloy steel, of a width of 600mm/more, in co ..., \$0-0	76.7	CN 14	JP 10.4	TR 8.2	IN 8.2	DE 6.2	KR 5	MY 3.8	BR 3.1	RO 1.8	BG 1.7
(381121) Additives for lubricating oils cont. petroleum oils/oils obt. from bitumino ..., \$3-6	75.7	CN 9.2	IT 8.5	NL 8.2	DE 5.9	AU 5.5	VE 4.1	RU 4	MX 3.1	TR 2.9	AT 2.5
(293100) Organo-inorganic comps., n.e.s. in Ch.29, \$3-19	74.0	AR 18.8	BR 7	US 6.4	NL 6.1	JO 4.5	FR 3.4	CA 3	AU 2.6	CH 2.3	VE 2.1
(480411) Kraftliner, uncoated, unbleached, in rolls/sheets (excl. of 48.02/48.03), \$0-0	70.1	DE 17.5	MX 10.3	GB 7.8	ES 7.3	TR 6.5	IT 5.6	FI 3.9	NL 2.9	FR .9	PH .9
(481092) Multiply paper & paperboard, coated on one/both sides with kaolin...whether ..., \$0-1	69.2	CN 10.3	UA 9.7	RU 7.9	DE 4.5	US 3.8	AT 3.5	PL 2.9	JP 2.6	CZ 2.3	TR 1.8
(392062) Plates, sheets, film, foil & strip, of poly(ethylene terephthalate), non-ce ..., \$9-18	62.8	CN 47.9	HK 5.1	IT 3.8	SG 1.9	DE 1.8	MX .5	MY .4	CH .2	FR .2	CZ .1
(730610) Line pipe (excl. seamless), of a kind used for oil/gas pipelines, of iron/s ..., \$1-5	61.7	EG 12.7	KZ 9	CO 8.8	DZ 5.6	AZ 4.2	IT 3.3	DE 2.4	NL 1.6	AU 1.2	CN 1.2
(730620) Casing & tubing of a kind used in drilling for oil/gas, of iron/steel, \$1-13	61.0	US 51.8	SG 2.1	GH 1.6	DZ 1.2	IR .7	NE .6	QA .4	BR .3	VN .3	OM .3
(842810) Lifts (i.e., passenger elevators) & skip hoists, \$13283-22177	59.7	CH 5.4	FR 4.6	UA 4.2	SG 4.1	NL 3.8	IL 3.2	PL 3	TH 2.8	ZA 1.7	AU 1.6
(845020) Household/laundry-type washing machines (incl. machines which both wash & d ..., \$1203-5105	58.6	US 47.3	CA 7.2	BR 1	EG 6	CN 3	TH 3	ZA 2	MX 2	SA 1	AU 1
(721030) Flat-rolled prods. of iron/non-alloy steel, of a width of 600mm/more, elect ..., \$0-1	58.4	MX 10.7	PL 8.4	SK 5.3	CN 4.8	SI 4	BE 3.3	MY 2.9	CZ 2.5	NL 2.5	IR 2.2
(481029) Paper & paperboard of a kind used for writing/printing/oth. graphic purps., ..., \$0-2	57.3	DE 8.5	US 5.2	UA 5.1	FR 4.6	RU 4.1	JP 4	AR 3.7	PL 3.7	NL 2.9	CN 1.7
(840290) Parts of the boilers of 8402.11-8402.20, \$9-57	57.2	IN 7.4	TR 6.1	AR 3.8	DZ 3.3	PT 3.3	CL 3.2	NL 2.9	ES 2.7	BE 2.5	FR 2.4
(902750) Instruments & app. for physical/chem. analysis, using optical radiations (U ..., \$584-7784	56.3	US 17.9	CN 6.8	CA 6.6	CH 4.7	RU 4.4	SG 3.8	IN 2.5	AU 2.2	MY 2	MX 1.7
(392062) Plates, sheets, film, foil & strip, of poly(ethylene terephthalate), non-ce ..., \$2-9	55.9	CN 18	KR 12.7	US 7.1	JP 6.1	AT 1.6	PL 1.1	MX .9	IL .7	UA .6	RU .5
(848250) Cylindrical roller bearings (excl. of 8482.20-8482.40), \$12-163	55.3	CN 34.5	US 9.2	RU 4.5	IN 1.6	AU 1.2	ZA .8	BY .7	HK .5	AR .4	MY .4
(381519) Supported catalysts other than those with nickel/nickel comps./precious met ..., \$5-29	54.1	CN 13.3	KR 11.3	IN 4.7	VE 3.7	MX 2.9	NL 2.7	FR 2.1	SG 1.3	RU 1.2	TH 1.1
(870510) Crane lorries, \$19211-211913	51.0	NL 8.1	AE 6.1	FR 4.8	KR 3.4	CA 3.2	BR 2.3	BE 2.3	DE 2.2	OM 1.7	MA 1.4
(850153) AC motors (excl. of 8501.10 & 8501.20), multi-phase, of an output >75kW, \$1626-21000	50.5	US 11.4	AT 4.4	CN 4.2	FR 3.3	CA 2.5	NO 2.3	IN 2.3	AU 2	GB 1.7	IT 1.7
(840290) Parts of the boilers of 8402.11-8402.20, \$0-9	50.0	GB 6.4	TR 6.1	IN 5.6	AR 4.2	SA 4.1	DE 2.8	NL 2.5	BE 2.2	KR 2.1	TH 1.6

Turkey

(HS) Description, price range	Export opportunity (US\$ Million)	Export opportunity									
		top1	top2	top3	top4	top5	top6	top7	top8	top9	top10
(902150) Pacemakers for stimulating heart muscles (excl. parts & accessories), \$1384-2414	223.4	FR 121.8	NL 36.6	DE 19.8	SE 12.9	AU 7.9	CA 3.9	GR 3.2	PL 3.1	DK 2.3	IR 1.1
(730511) Line pipe of a kind used for oil/gas pipelines, having circular cross-secti ..., \$1-3	165.7	KZ 51.5	US 19.9	FI 15.7	CA 12.8	AE 11	NL 10	PE 7.1	ES 4.7	GB 4.5	CL 4.3
(470321) Chemical wood pulp, soda/sulphate, other than dissolving grades, semi-bleac ..., \$0-0	148.5	CN 120.6	ES 9	PL 3.5	SK 2.1	AT 2	IN 1.9	TR 1.6	VE 1.1	SI 9	CZ 9
(900120) Sheets & plates of polarising mat., \$32-257	120.4	CN 76.2	HK 23.3	CZ 7.3	MX 6	PL 5.9	SG 7	SK 5	US 3	IT 1	PT 0
(381512) Supported catalysts, with precious metal/precious metal comps. as the activ ..., \$33-166	119.9	DE 74.6	ES 12.9	MX 11.2	IT 3.8	CN 3.8	CZ 3.4	IN 2.3	BE 1.4	BR 1.1	SG 9
(280461) Silicon, cont. by wt. not <99.99% of silicon, \$84-205	112.1	CN 80.1	JP 13.8	SG 5.2	HK 4.1	DE 2.6	KR 2	SE 1.1	MY 1.1	US 1	IT 5
(020900) Pig fat (free of lean meat) & poultry fat (not rendered/othw. extracted), f ..., \$0-1	38.5	RU 24.7	UA 2.9	NL 1.7	MX 1	FR 9	RO 9	HU 7	CZ 6	BG 6	AR 6
(400239) Halo-isobutene-isoprene rubber (CIIR/BIIR), in primary forms/in plates/shee ..., \$3-5	35.0	CN 19.7	IN 3.7	KR 2.1	FR 1.6	BR 1.6	LU 1.4	HU 1	TH 7	RU 7	CZ 6
(381512) Supported catalysts, with precious metal/precious metal comps. as the activ ..., \$166-366	32.9	CN 12.7	CZ 3.5	MX 2.9	KR 2.7	RU 2.5	GB 2	BY 1.2	TH 1	PT 8	KZ 7
(903082) Instruments & app. for meas./checking semiconductor wafers/devices, \$0-430	23.4	SG 21.9	MY 1.4	CH 0	RU 0	BR 0	YE 0	EG 0	BT 0	PH 0	KE 0
(382370) Industrial fatty alcohols, \$0-1	21.0	CN 5.2	NL 5.1	MX 3.9	TH 1.9	CA 1.3	IN 9	RU 9	SG 7	AU 2	PH 2
(722550) Flat-rolled prods. of oth. alloy steel (excl. stainless/silicon-electrical/ ..., \$0-3	20.5	DE 7.4	FR 3.6	IN 2.1	MX 1.2	TH 1.2	CZ 9	AR 6	CN 5	ES 5	TR 4
(903040) Instruments & app. specially designed for telecommunications (e.g., cross-t ..., \$7755-18207	18.7	CN 10	JP 3.1	MY 2.3	MX 1.5	RU 7	BR 4	EG 2	DZ 1	CL 1	NO 1
(290711) Phenol (hydroxybenzene) & its salts, \$1-22	18.0	CN 6.4	NL 4.2	KR 2.7	JP 1.7	BE 7	MY 5	CO 5	VE 3	EG 3	SE 1
(293410) Compounds cont. an unfused thiazole ring (whether or not hydrogenated) in t ..., \$26-219	15.9	US 8	BR 2.5	FR 2.3	AR 1	JP 4	KR 2	CN 2	ES 2	IT 2	MX 1
(842119) Centrifuges, incl. centrifugal dryers, other than cream separators & clothe ..., \$9451-23100	14.4	CN 13.4	AU 6	TN 1	SG 1	AR 0	PH 0	JP 0	ZA 0	UY 0	TT 0
(853590) Electrical app. for switching/protecting electrical circuits,/for making co ..., \$188-508	12.8	DE 7	SE 2.4	FR 7	QA 5	MY 3	HK 3	BR 2	NG 2	KW 2	OM 2
(711041) Iridium, osmium & ruthenium, unwrought/in powder form, \$4054-11953	12.0	SG 5.6	DE 3.4	HK 2.3	CN 6	CH 1	ZA 0	IN 0	IL 0	FR 0	ES 0
(841869) Refrigerating/freezing equip. n.e.s. in 84.18; heat pumps, \$47-59	11.9	SA 7.2	DE 1.5	FR 1.1	JP 6	CN 5	JO 1	RO 1	VE 1	EE 1	PE 1
(750220) Nickel alloys, unwrought, \$0-19	11.7	DE 1.8	US 1.7	AU 1.4	FI 1.1	FR 1.1	CN 1.1	IT 7	BE 6	IN 4	ES 4
(902214) Apparatus based on the use of X-rays (excl. of 9022.12), for medical/surgic ..., \$40755-93936	11.6	BE 2.1	FR 2	CH 1.1	CZ 8	BR 8	CL 7	DZ 5	CA 5	ZA 5	UA 4
(730793) Butt welding fittings of iron/steel (excl. of cast iron/stainless steel), \$14-32	11.1	CN 4.9	GB 1.6	DZ 1.1	CA 5	KZ 5	RU 4	AU 3	CL 2	RS 2	UA 1
(730441) Tubes, pipes & hollow profiles (excl. of 7304.10-7304.39), seamless, of cir ..., \$25-51	10.2	CN 3.4	NO 1.7	IT 1.2	KR 7	CZ 6	SG 4	SK 4	AT 3	FI 3	RU 3
(950639) Golf equip. other than golf clubs, complete/golf balls/bags/footwear, \$43-91	9.6	CN 4.6	JP 2.9	TH 6	HK 6	ES 3	CH 1	IT 1	NL 1	AT 1	PT 0
(847621) Automatic beverage-vending machines incorp. heating/refrigerating devices, \$768-2072	8.9	JP 2.4	NL 1.4	PL 8	AT 6	MX 5	SI 4	BE 4	UA 3	SE 3	CA 3
(810990) Zirconium & arts. thereof , n.e.s. in 81.09, \$30-228	8.1	CN 3.5	FR 9	DE 9	SE 8	CA 4	BR 3	RO 2	IT 2	JP 2	AR 2
(853990) Parts of the elec. lamps of 85.39, \$83-194	7.9	CN 2.8	KR 1.3	PL 1.2	BE 1.2	BR 7	AT 2	CZ 1	QA 1	CL 0	SK 0
(381519) Supported catalysts other than those with nickel/nickel comps./precious met ..., \$29-64	7.9	IT 1.9	QA 1	HK 7	BR 5	DE 4	GB 4	CO 3	SG 3	AE 3	GR 3
(400231) Isobutene-isoprene (butyl) rubber (IIR), in primary forms/in plates/sheets/ ..., \$0-3	7.7	US 3.4	CN 1.5	JP 8	HU 6	BE 5	BR 4	IE 1	RS 1	IN 1	KE 1
(860799) Parts of railway/tramway rolling stock, n.e.s. in 86.07, \$60-131	7.7	MY 2.3	GB 1.3	BR 1.3	TR 1.1	PT 4	JP 2	SI 2	RU 2	NO 2	RO 1
(294000) Sugars, chemically pure, other than sucrose, lactose, maltose, glucose&fruc ..., \$0-3	7.5	TR 1.7	ES 1	MX 1	US 8	JP 8	TH 4	PL 4	DE 4	BR 2	RU 1
(291811) Lactic acid, its salts & esters, \$0-1	7.5	NL 3	CN 5	BR 3	BE 3	NO 3	MX 2	IN 2	KR 2	MY 2	AR 2
(903082) Instruments & app. for meas./checking semiconductor wafers/devices, \$430-16225	7.4	MY 5.2	PH 8	HK 8	NG 1	IN 1	CH 1	US 1	AU 1	MX 1	BR 0
(810299) Molybdenum & arts. thereof , n.e.s. in 81.02, \$51-444	6.7	KR 4.6	US 8	DE 4	CN 4	IL 2	SE 1	NL 1	IT 0	CA 0	UA 0
(901390) Parts & accessories of the arts. of 90.13, \$573-1325	6.7	GB 2.7	FR 1	CN 6	IN 5	KR 5	AT 4	BE 2	DE 1	RU 1	HK 1
(900661) Discharge lamp (electronic) flashlight app., \$130-266	6.7	NL 1.6	DE 1.1	HK 1	FR 4	RU 3	KR 3	CH 3	PL 2	ES 2	SK 2
(381511) Supported catalysts, with nickel/nickel comps. as the active substance, \$0-11	6.2	JP 2.6	US 2.2	FR 3	PK 2	NL 2	DK 2	GB 1	BR 1	KW 1	AU 1
(291620) Cyclanic/cyclenic/cycloterpenic monocarboxylic acids, their anhydrides, hal ..., \$14-113	6.0	BR 2	US 1.6	IT 6	AR 5	JP 3	CN 2	KR 2	ES 2	IN 1	PK 1
(901310) Telescopic sights for fitting to arms; periscopes; telescopes designed to f ..., \$47-1003	5.9	US 2.2	CA 2.1	AU 8	NO 3	RU 2	ZA 1	MY 0	AR 0	AL 0	SG 0
(820240) Chain saw blades, \$14-36	5.7	CN 1.2	RU 1.1	UA 6	HK 4	TH 3	TR 3	US 2	SG 2	RO 1	NO 1