

WTO/ESCAP Regional Seminar on the WTO and Regional Trade Agreements
for Asian Economies
25-27 July 2011

APTIAD and its use in evidence based policymaking

Mia Mikic

mikic@un.org

Trade Policy Section
Trade and Investment Division



This session will

- Introduce the concept of evidence-based policymaking
- Introduce APTIAD
- Demonstrate the use of APTIAD for preparation of inputs for policy briefings



Categories of trade policy changes

- Negotiated trade policy changes:
 - Interactions between:
 - Negotiating countries (governments)
 - Government and domestic interest groups
 - Open or closed process
- Non-negotiated (unilateral) trade policy changes as:
 - Responses to external pressures
 - Part of a strategic redesign of trade and other policies
 - Effort to improve the coherence of national policies



EVIDENCE-BASED

“... a rigorous approach that gathers, critically appraises and uses **high quality research** evidence to inform policy making and profession practice” (Davies, 2004)

Or

“... helps people make well-informed decisions about policies, programmes and projects by putting the best available evidence **from research** at the heart of policy development and implementation” (Davies, 1999)



OPINION-BASED

“ ... relies heavily on either the selective use of evidence (e.g. on single studies irrespective of quality) or on the untested views of individuals or groups, often inspired by ideological standpoints, prejudices, or speculative conjecture” (Davies, 2004)

What if there is no research available or the quality is not acceptable?



WHY EBP?

- Improving effectiveness
- Efficiency
- Accountability (and service orientation)
- Democratization
- (Restore) trust
- Is EBP more or less important in a developing than in a developed country?

Making
Government
more open,
transparent,
service-
oriented and
efficient



What is APTIAD?

- An open-access “living” platform with:
 - database on PTAs
 - searchable publications on the related topics
 - relevant statistics
 - trade performance indicators
 - glossary
 - commentaries
 - links to relevant resources

“Living” = continuously updated and enhanced

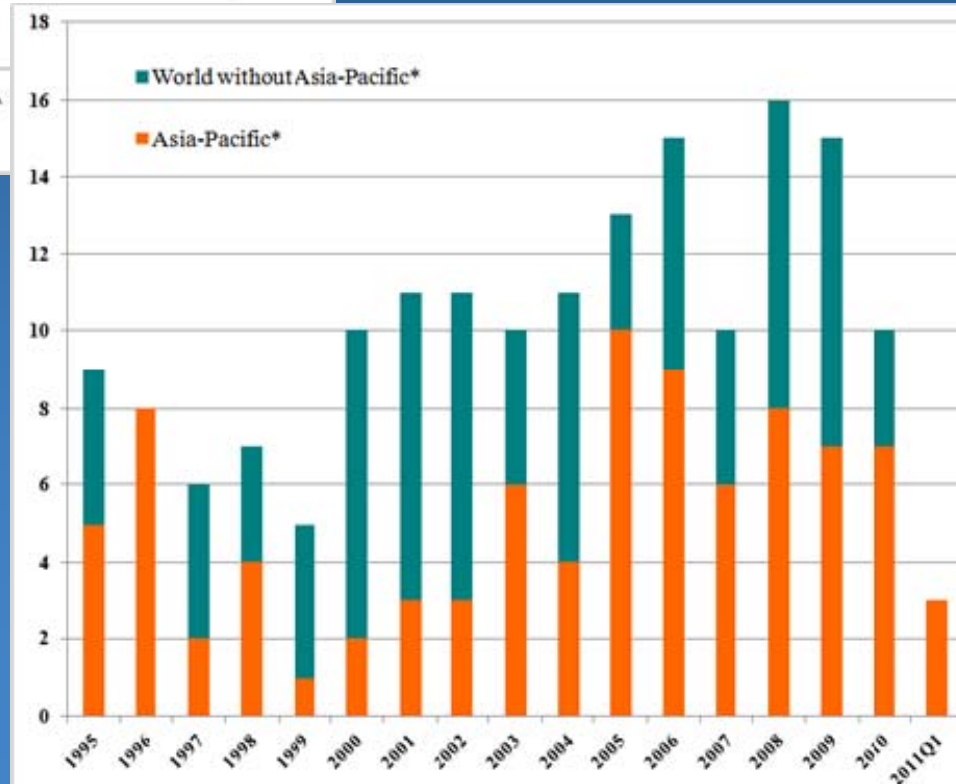
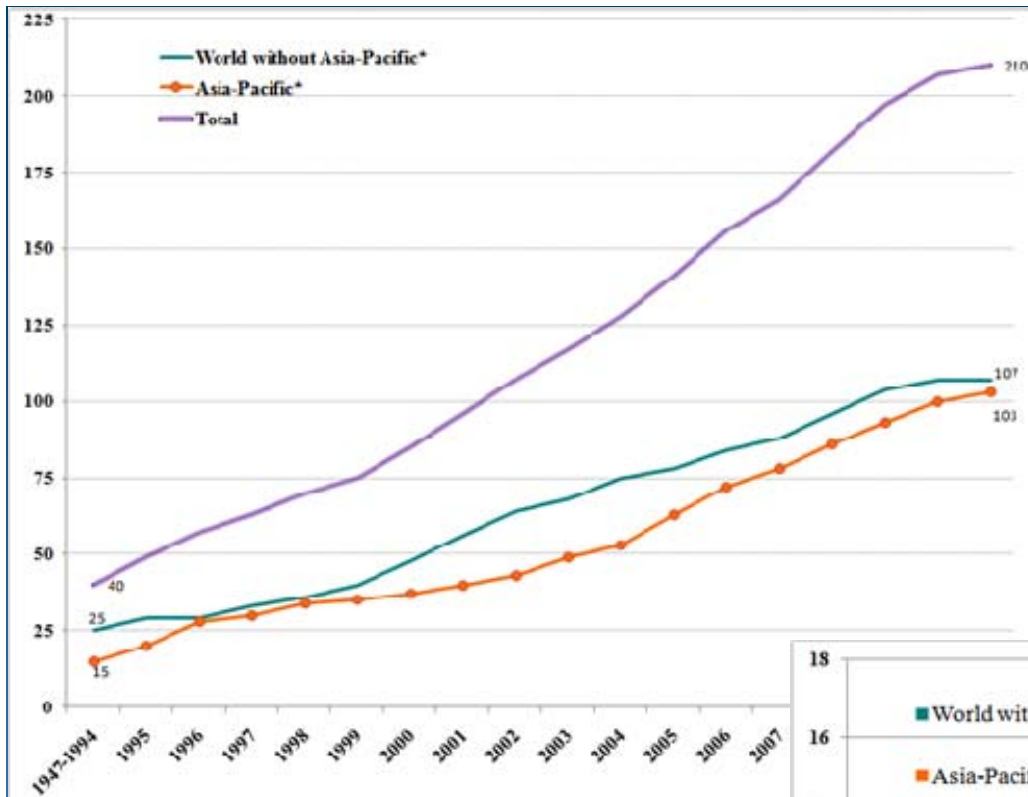


Purpose of APTIAD

- **Source of information**
 - Mapping
 - Factual data and descriptive information
 - Glossary
- **Analytical tool**
 - A common framework of analysis for assessing PTA developments in the region, both ex-ante evaluation and ex-post performance monitoring
- **Policy guidance**



View from Asia-Pacific: Expansion of RTAS



www.unescap.org/tid/aptiad



The screenshot displays the APTIAD (Asia-Pacific Trade and Investment Agreements Database) website. At the top, the UNESCAP logo is visible, along with navigation links for Home, Site Map, Index, and Contact. Below this, a search bar and a list of menu items (About UNESCAP, Media Centre, Members, Projects, Secretariat, UNESCAP Publications, Jobs) are present. The main header features the APTIAD logo and the title "Asia - Pacific Trade and Investment Agreements Database". A secondary navigation bar includes links for APTIAD Home, Trade agreements database, Interactive trade indicators, and Glossary. The left sidebar, titled "About us", contains sections for "Areas of focus" (listing Doha Development Agenda, Regional Trade Agreements, Trade Facilitation, Trade and Investment Information, Investment Promotion and Facilitation, Enterprise Development) and "What we do" (listing Activities, Projects, Publications). Below this is a "Latest Highlights" section with links to the Subcommittee on International Trade and Investment, Calendar of events, Related links, and Contact us. The main content area lists four key features: Trade agreements database, Interactive trade indicators, Glossary, and APTIAD Briefing notes, each with a blue circular icon. A "Register" link is positioned to the right of these features. Below the main content, a "Related links" section provides information on searching publications on PTAs, with a search box for keywords and a dropdown for focus areas (currently set to "Preferential Trade Agreements"). Further down, there are links to the World Trade Organization (WTO) Regional Trade Agreements Database and the Asian FTAs ADB Asia Regional Integration Center. The bottom of the page shows a status bar with "Internet | Protected Mode: Off" and a zoom level of 100%.

REGISTER



APTIAD - Home Page

The screenshot shows the APTIAD Home Page with the following annotations:

- TAD**: Points to the "Trade agreements database" link in the main menu.
- ITI**: Points to the "Interactive trade indicators" link in the main menu.
- GLOSSARY**: Points to the "Glossary" link in the main menu.
- LITERATURE SEARCH**: Points to the "Keywords" search box.
- LINKS**: Points to the "Related links" section, which includes links to the ARTNet Database of Trade Publications, WTO Regional Trade Agreements Database, and ADB Asia Regional Integration Center.
- Commentaries**: Points to the "Latest Highlights" section, which includes links to the Subcommittee on International Trade and Investment, Calendar of events, Related links, and Contact Us.

The page layout includes a header with the UN ESCAP logo and navigation links (Home, Site Map, Index, Contact). A search bar is located at the top left. The main content area features a list of links (Trade agreements database, Interactive trade indicators, Glossary, APTIAD Briefing notes) and a "Related links" section. A sidebar on the left contains "About us" and "Latest Highlights" sections. The footer includes the Internet Explorer status bar.

Trade Agreements Database - TAD

Trade and Investment Division, UNESCAP - Microsoft Internet Explorer

Address: http://www.unescap.org/tid/aptiad/agg_db.aspx

Trade Agreements Database

Download PDF, excel or word

To see all agreements

- All agreements
- Agreements by a country
- Noodle bowl

To print all agreements in PDF

- Part A (Basic information)
- Part B (Goods)
- Part C (Services)
- Part D (Other areas)
- Rules of origin

To search agreements

By title or keywords

Predefined keywords

By Country

By Status

By Scope

By Type

By WTO notification

Select Keywords

All Country

All Status

All Scope

All Type

All

Year All

Year All

Agreements

- 1 ACFTA
- 2 ACFTA-Services
- 3 AJCEP
- 4 AKFTA
- 5 ANZCERTA
- 6 APTA
- 7 ARMENIA - EU
- 8 ARMENIA - KAZAKHSTAN
- 9 ARMENIA - MOLDOVA
- 10 ARMENIA - RUSSIAN FEDERATION
- 11 ARMENIA - TURKMENISTAN
- 12 ARMENIA - UKRAINE
- 13 ASEAN - CER
- 14 ASEAN Goods
- 15 ASEAN Services
- 16 ASEAN-CHINA FA
- 17 ASEAN-INDIA FA
- 18 ASEAN-KOREA FA
- 19 AUSFTA
- 20 AUSTRALIA - CHINA
- 21 AUSTRALIA - JAPAN

Scroll PTAs

SEARCH by different CRITERIA

start

Mia Mikic - Inbo...

Windows Live M...

Windows Ex...

NOV-PTA and A...

Trade and Inves...

19:45

APTIAD

TRADE AND INVESTMENT WORK

Back to Database Homepage

MEMBERS

APTA

Asia-Pacific Trade Agreement

Member Countries



Bangladesh



China



India



Korea, R.O.



Lao PDR



Sri Lanka

Asia-Pacific Trade Agreement (previously known as Bangkok Agreement)

Status : Signed in 1975 . In force since 1976

Scope : Regional (ECCAP)

Type : Preferential Trade Agreement

WTO Notification : Enabling Clause 1976

Agreement text :

<http://www.unescap.org/tid/apta.asp>

Other links :

http://mba.tuck.dartmouth.edu/cib/trade_agreements_db/archive/Bangkok.pdf

WTO consideration process :

Report adopted. ref. 25S/109 14.03.78 but no e-document.

GOODS

Tariffs

Positive list (with each country's National Lists of Concessions- Annex I)

Concessions effective upon signature of the agreement

Export to Word | Export to PDF

Interactive trade indicators

Technical notes for performance indicators

Performance Indicators :

Select indicator...

Go

Select indicator...

export propensity

export shares

export-import coverage

import dependence

import shares

normalized trade balance

trade dependence

trade shares

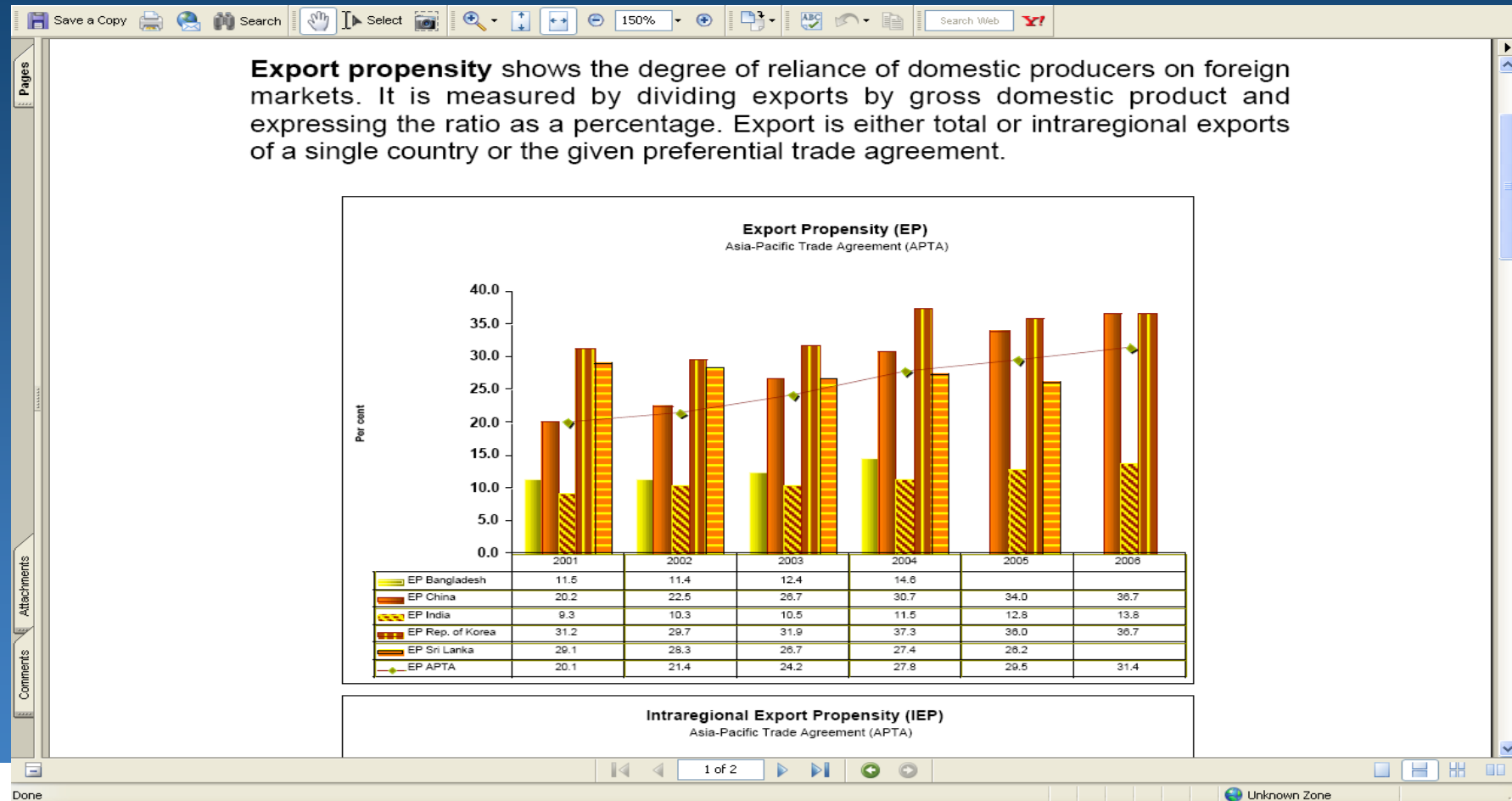
For more country data
click on a [member flag](#)

Note on terminology

WTO notification		APTIAD
FTA	Art. XXIV GATT	FTA Customs Union
Custom union		
Economic integration agreement	Art. V GATS	
Partial scope	Enabling clause	Preferential trade agreements Framework agreements



Pre-calculated indicators



Summary of provisions in area of goods and services liberalization, trade facilitation, other areas and on rules of origin

Report adopted TERS/TS/170/02.10.04 but no e-document. Factual abstract for services part in preparation.

GOODS

Tariffs

Negative list; tariff elimination by 1990
Agriculture is covered by Article 10 (Agricultural stabilization and support) and by Annex E.
Tariff reduction through negotiation

Rules of Origin

No tariff heading change necessary
Value added percentage, minimum 50%
No specific manufacturing process

Contingency Measures

Anti - Dumping : Not Allowed
Countervailing Duties : Not allowed unless under GATT conditions or CER Art 16
Safeguards : Last resort. Only in the transition period

Standards : Calls for harmonization

NOTES:

Services

Modes Covered

Cross - Border Supply : Yes
Consumption Abroad : Yes
Commercial Presence Abroad : Yes
Movement of Natural Persons : Yes

Specific Sectors Covered

Negative list approach. See sectors excluded.

Specific Sectors Excluded

Australia: Some telecommunications, air and airport services, coastal shipping, and some types of insurance. New Zealand: Airways services, telecommunications, coastal shipping and postal services.

NOTES:

Trade in Services was included in the review of 1988. See http://www.dfat.gov.au/geo/new_zealand/anz_cer/215.pdf
Notified as economic integration agreement under GATS Art V in 1995, but in force since 1989.

OTHER AREAS

Government Procurement : Yes

Investment : No

Competition Policy : No

Intellectual Property : No

Dispute Settlement : No

Trade Facilitation : Yes Provisions on: customs procedures and cooperation; technical regulations, standards and SPS measures; NTB including administrative fees and charges

Labor Mobility : No

Labor and Environmental Standards : Yes Trans-Tasman Mutual Recognition Arrangement deals with labour issues. There are no environmental policy provisions.

Technology Transfer : No

Capacity Building : No

NOTES:

RULES OF ORIGIN



Glossary

Glossary

A : B : C : D : E : F : G : H : I : J : K : L : M : N : O : P : Q : R : S : T : U : V : W : X : Y : Z :

Definitions contained in [Deardorff's Glossary of International Economics](#) have been consulted and used as a source for a number of the terms in this glossary.

Total: 119

[Printable version](#)

1. Accession

A process through which a country needs to satisfy conditions on becoming a member to the World Trade Organization or a regional trade agreement agreed to by other members.

2. Accumulation

When a good is produced by two or more producers located in territories of different members of a trading bloc, the value added in both (all) members may be taken into account.

3. Ad valorem equivalent tariff

AVE tariff is a tariff presented as a percentage of the value of goods cleared through customs, even though the duty imposed was originally in a form of a specific tariff. The ad valorem equivalents are sensitive to the method of calculation and changes in product prices.

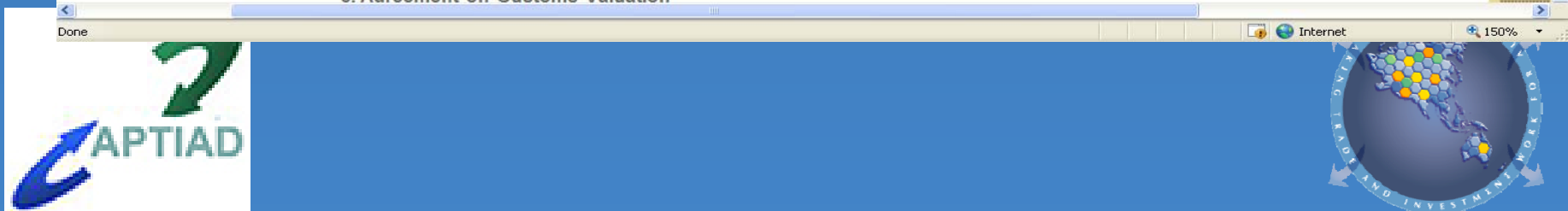
4. Ad valorem tariff (AVT)

Duty or tariff expressed in terms of per unit of value (i.e., a certain per cent of value or price).

5. African, Caribbean and Pacific (ACP) countries

A group of African, Caribbean and Pacific less developed countries that were parties to the Lomé Convention and now of the Cotonou Agreement with the EU. As of July 2000, the group included 77 countries. See www.acpsec.org

6. Agreement on Customs Valuation



Interactive trade indicators

Home

About ARTNeT

For Policy Makers

Tools For Researchers **NEW**

Research Programme

Training

INDICES

Publications

Newsletter

APTIAD Interactive Trade Indicators

APTIAD Home Trade agreements database Glossary


APTIAD

>> ITI Indices

- Export Value
- Import Value
- Export Growth
- Import Growth
- Export Share
- Import Share
- Trade Share
- Trade Intensity
- Regional Hirschmann
- Sectoral Hirschmann
- RCA
- Regional Orientation
- Complementarity
- Competitiveness
- IIT (Sectoral)
- IIT (Aggregate)
- IIT (Sectoral Marginal)
- IIT (Aggregate Marginal)
- Regional Market Share

The Interactive Trade Indicators (ITI) component of APTIAD is designed to help policymakers calculate some of the most commonly used indicators related to the real side of an economy's trade profile. To get started, select an indicator from the list on the left, the appropriate fields for selecting countries/regions, products and years will appear, along with an explanation of the index. Details of the data coverage in APTIAD can be found [here](#). Once you have made your selection, click the run query button.

For further details on the construction and interpretation of trade indices, the Trade and Investment Division of ESCAP has produced the volume entitled Trade Statistics in Policymaking: A Handbook of Commonly Used Trade Indices and Indicators. This is available in electronic form, or a hard copy can be ordered.



downloadable

IDRC CRDI

Support provided by IDRC, Canada

Internet | Protected Mode: Off

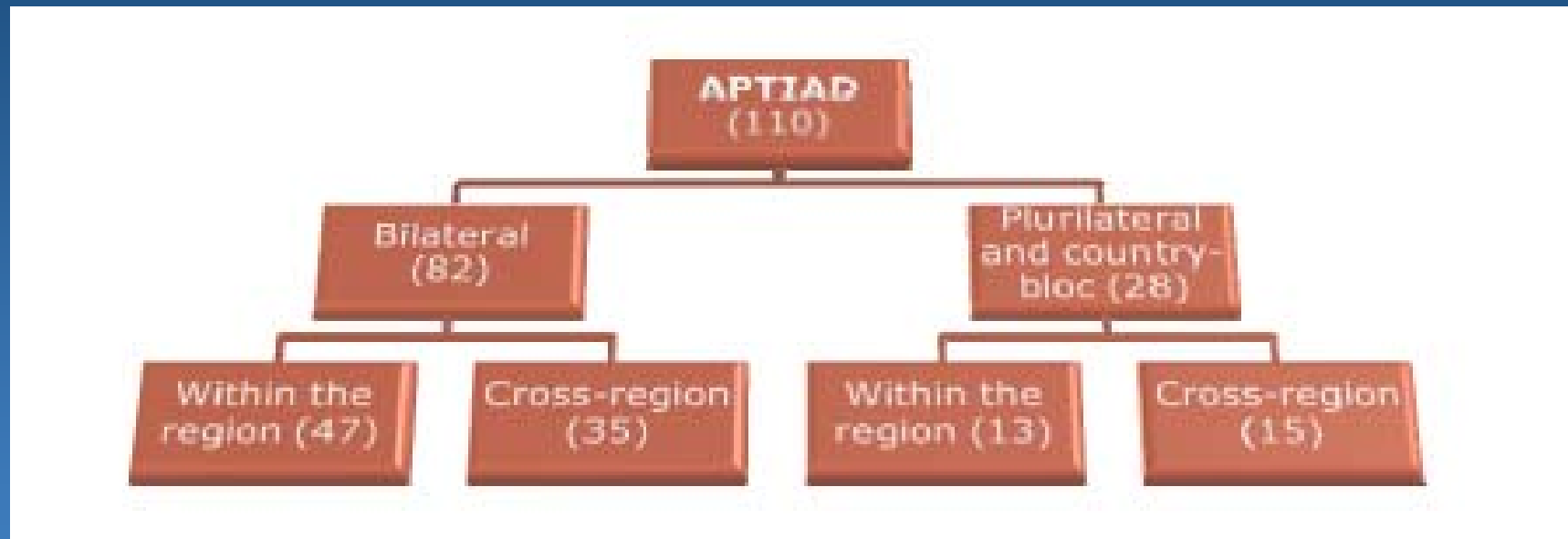
200%

Using APTIAD for EBPM

- Finding out about status of regionalism and related “factual” questions (mapping of PTAs, agreements per country, memberships, what trade areas, etc.)



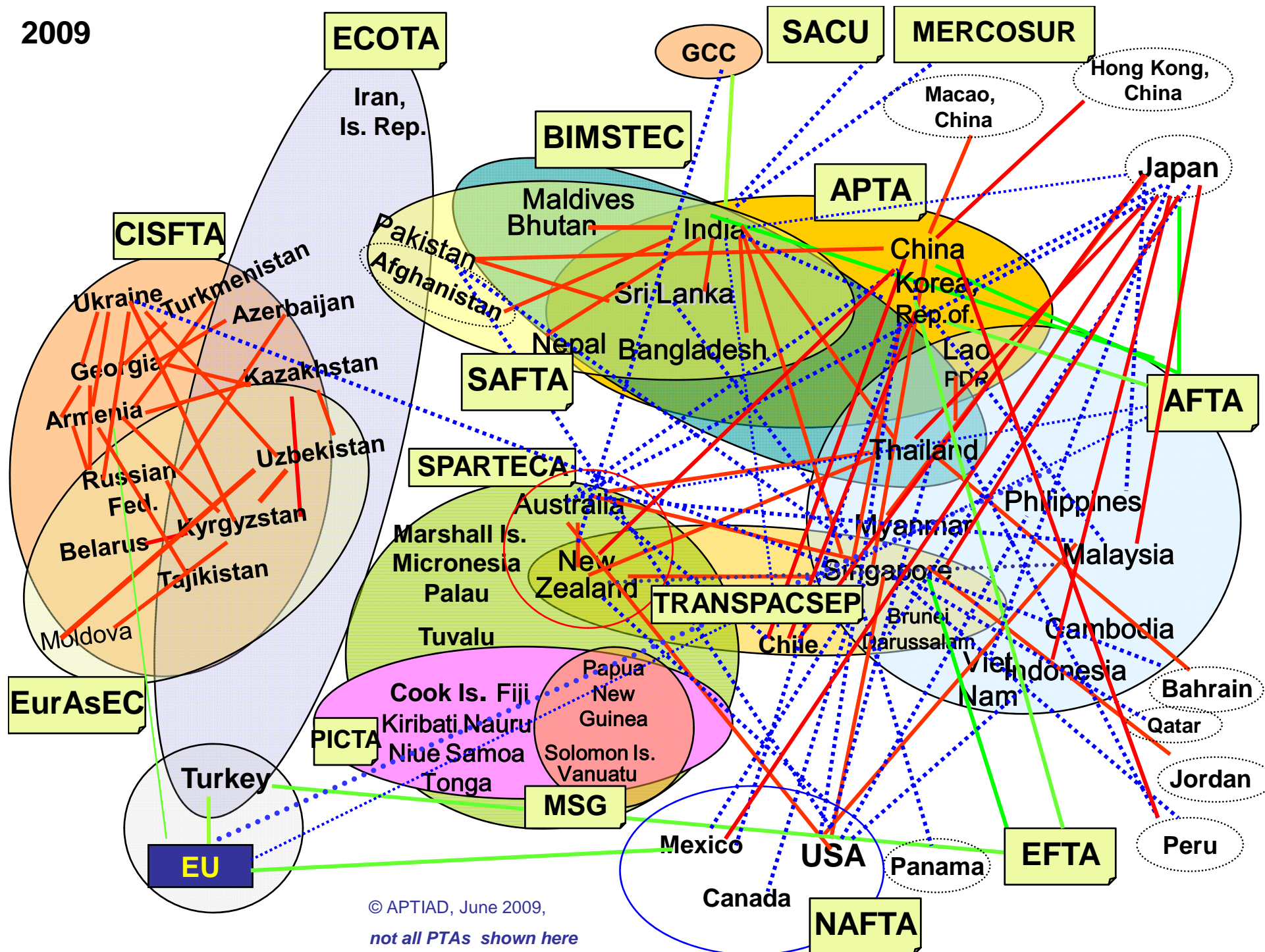
Mapping PTAs*

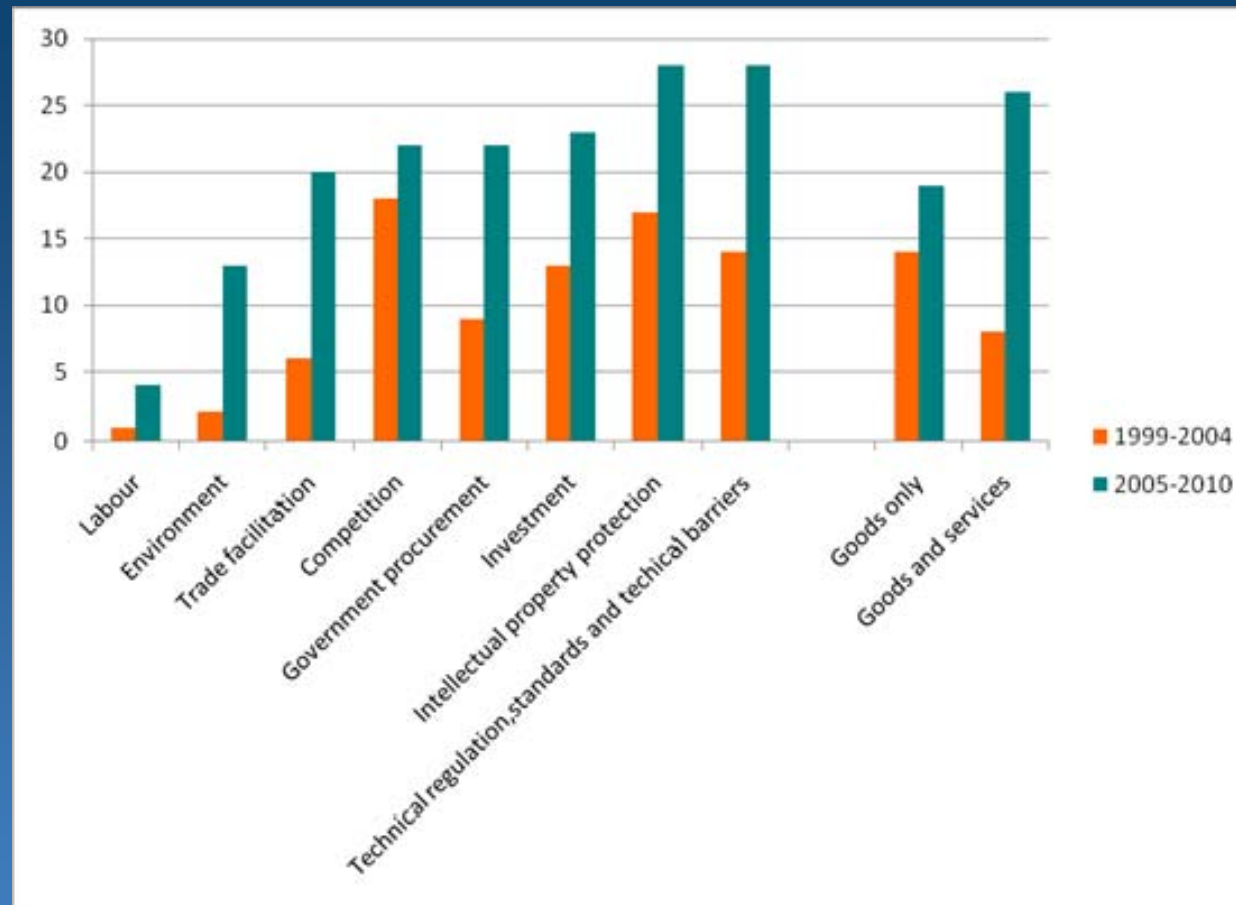


*As of November 2010



2009





Different areas covered (but do they Improve market access
And help generate trade?)



Other type of questions

1. How much is a country dependent on trade with a particular region/PTA?
2. What is a country's export propensity?
3. Which are the most dynamic sectors (products)?
4. How much of the increase in intra-regional trade could be attributed to one (few) countries in the region?
5. How intense is trade with selected partners?
6. What is the similarity of our export to partners' exports?



Where/how to find answers to those questions?

UNITED NATIONS
ESCAP
Economic and Social Commission for Asia and the Pacific

Home Site Map Index Contact

About UNESCAP Media Centre Members Projects Secretariat UNESCAP Publications Jobs

Search: Go

More Options | Search Tips

Bangkok, Thailand

Asia - Pacific Trade and Investment Agreements Database

APTIAD Home Trade agreements database Interactive trade indicators Glossary

Back to Database Homepage

Export to Word | Export to PDF

APTA
Asia-Pacific Trade Agreement

Interactive trade indicators

Technical notes for performance indicators

Performance Indicators: Go

Select indicator...
Export Propensity
Export Shares
Export-import coverage
Import Dependence
Import Shares
Normalized Trade Balance
Trade Dependence
Trade Shares

Member Countries

Bangladesh China India Korea, Rep. of
Lao PDR Sri Lanka

Asia-Pacific Trade Agreement (previously known as Bangkok Agreement)

Status : Signed in 1975 . In force since 1976
Scope : Regional
Type : Preferential Trade Agreement
WTO Notification : Enabling Clause 1976
Agreement text : <http://www.unescap.org/tid/apta.asp>
Other links : http://mba.tuck.dartmouth.edu/cb/trade_agreements_db/archive/Bangkok.pdf
WTO consideration process : <http://rtais.wto.org/rtadocs/140/RelatedDocuments/Report/English/L-4635.WPF>

GOODS

Tariffs

Positive list (with each country's National Lists of Concessions- Annex 1)
Concessions effective upon signature of the agreement
Possibility of further tariff reduction through negotiation (yearly reviews)

Rules of Origin

No tariff heading change necessary
Minimum content: 45% (35% for LDC's)
No specific manufacturing process required

Contingency Measures

Anti - Dumping : allowed, after consultation
Countervailing Duties : allowed, after consultation
Safeguard : allowed, after consultation

Internet | Protected Mode: Off

Pre-calculated
indices for qs. Like
1 and 2



Where/how to find answers to those questions? (cont'd)

- For other questions – interactive indicators or often a tailored analysis, combining modeling such as gravity and general equilibrium models



Links to other resources

- ARTNeT Publication search engine
- WTO RTA-IS
- WITS Trade indicators
- ARIC



In summary

- Decisions involving changes in directions and pattern of trade should be based on evidence from analysis and data
- For most countries, this improves implementation and stability
- APTIAD could be used (and combined with use of other tools) to build up necessary evidence



Easy to forget that the end goal is not (just) to trade more; it is to reduce poverty, improve distribution of income [inclusivity], and be environmentally responsible [sustainability]

Thank you for your feedback.

mikic@un.org

unescap-aptiad@un.org

