



Bangkok
November, 2015

Trade and Non-Tariff Measures in the Asia-Pacific

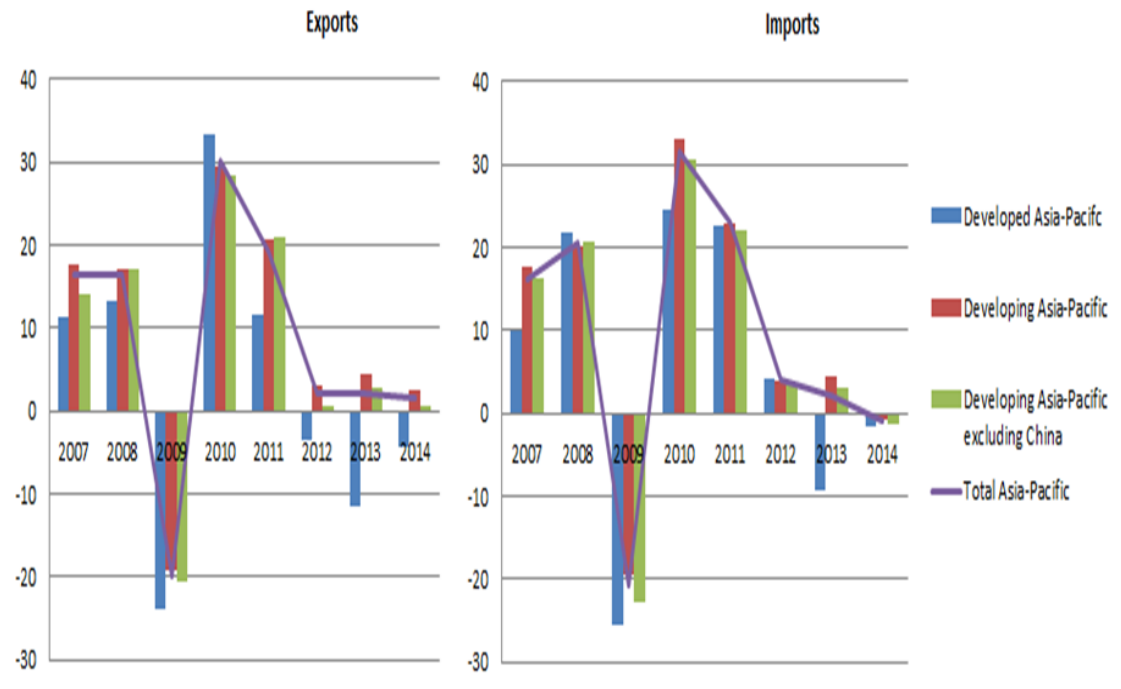
Adam Heal
Trade and Investment Division
United Nations ESCAP



Non-tariff Measures: the regional context

- Slowing global and regional trade
- Importance of maintaining open trade regimes
- Falling global tariffs but rising non-tariff Barriers
- Rise of Global Value Chains

Asia-Pacific, Export and Import Growth %



Non-tariff measures come in many forms

UNCTAD Classification of Non-Tariff Measures

Imports	Technical	A SANITARY AND PHYTOSANITARY MEASURES
		B TECHNICAL BARRIERS TO TRADE
		C PRE-SHIPMENT INSPECTION AND OTHER FORMALITIES
	Non-technical measures	D CONTINGENT TRADE-PROTECTIVE MEASURES
		E NON-AUTOMATIC LICENSING, QUOTAS, PROHIBITIONS AND QUANTITY-CONTROL MEASURES OTHER THAN FOR SPS OR TBT REASONS
		F PRICE-CONTROL MEASURES, INCLUDING ADDITIONAL TAXES AND CHARGES
		G FINANCE MEASURES
		H MEASURES AFFECTING COMPETITION
		I TRADE-RELATED INVESTMENT MEASURES
		J DISTRIBUTION RESTRICTIONS
		K RESTRICTIONS ON POST-SALES SERVICES
		L SUBSIDIES (EXCLUDING EXPORT SUBSIDIES UNDER P7)
		M GOVERNMENT PROCUREMENT RESTRICTIONS
		N INTELLECTUAL PROPERTY
		O RULES OF ORIGIN
	Exports	P EXPORT-RELATED MEASURES

Source: UNCTAD, 2013, p. 9.



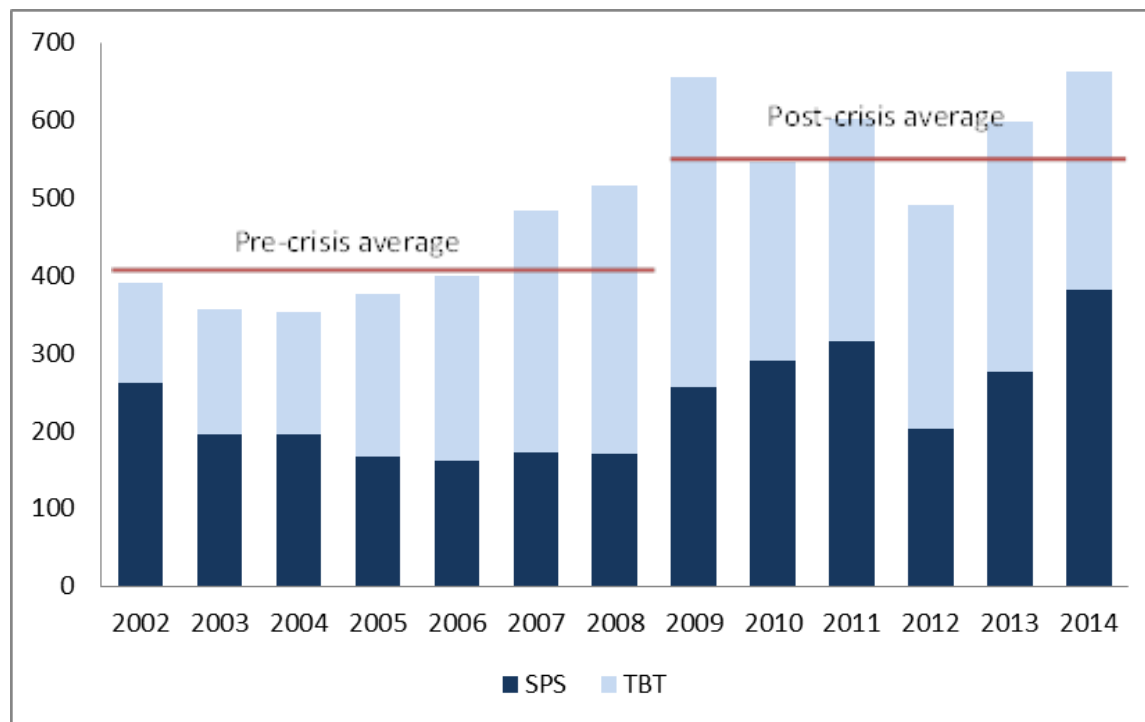
Estimated AVE equivalents of NTMs by sector

	SPS (A)	TBT (B)	Other (C, D, and E)	Total
Live animals	12.9	10.1	3.2	26.2
Vegetables	10.3	8.1	1.3	19.6
Fats and Oils	6.9	7.8	0.5	15.2
Beverages and tobacco	8.0	7.5	1.8	17.3
Minerals	1.6	6.6	0.8	9.0
Chemicals	1.1	5.6	0.7	7.3
Plastics	1.3	4.7	0.4	6.4
Leather	2.8	2.2	2.6	7.6
Wood products	4.7	1.4	0.4	6.5
Paper	0.8	1.7	0.7	3.2
Textile and clothing	0.8	4.2	1.4	6.4
Footwear	0.7	3.2	0.9	4.8
Stone and glass	1.8	4.9	0.6	7.3
Pearls	1.0	4.3	0.7	6.0
Metals	1.4	3.4	0.8	5.6
Machinery	1.6	4.6	1.0	7.1
Vehicles	0.4	9.3	1.2	10.9
Optical and med. Instr.	0.7	7.5	1.6	9.9
Arms	0.0	0.5	0.3	0.8
Miscellaneous	0.7	4.4	0.3	5.3
Work of arts	0.0	2.6	0.0	2.6
Average	2.8	5.0	1.0	8.8

Source: Cadot and Gourdon, 2015, p. 15.

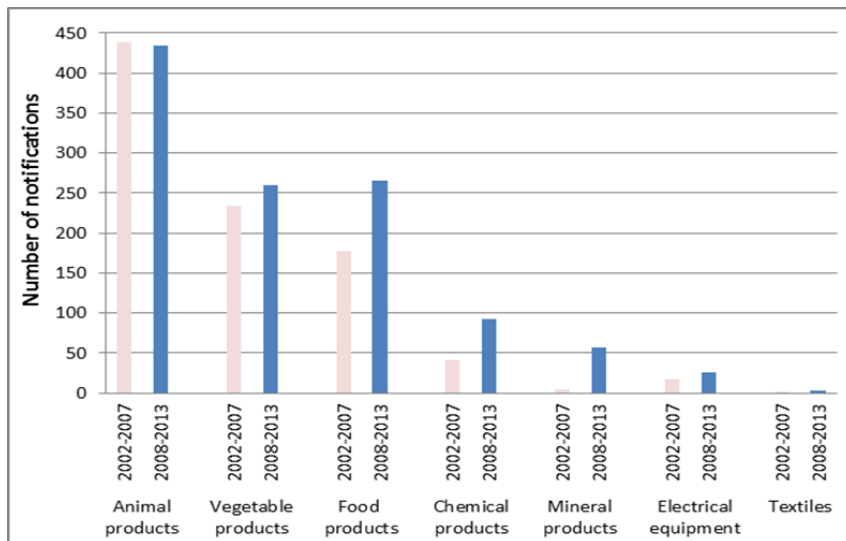
Rising initiations of technical NTMs in the Asia-Pacific

Growing initiations of TBT and SPS measures in the Asia-Pacific region

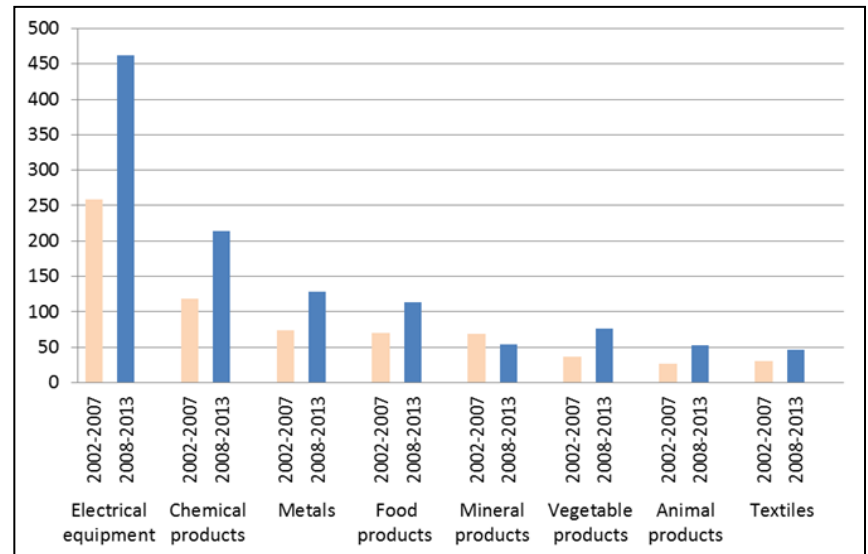


Sectors affected by Technical NTMs

SPS Measures notified by Asia-Pacific economies



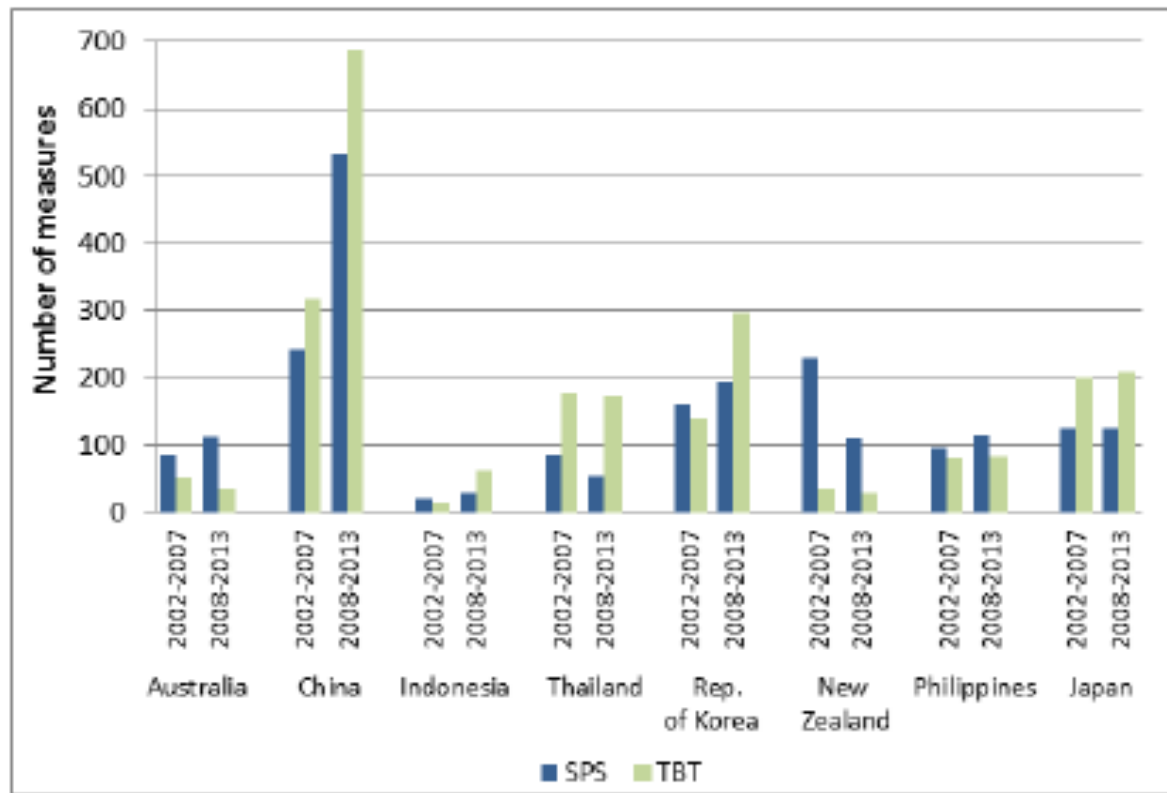
TBT Measures notified by Asia-Pacific economies



Source: WTO I-TIP database, 2014



Who is initiating Technical NTMs in the Asia-Pacific?



Source: ESCAP calculations based on WTO I-TIP database. Accessed March 2015.





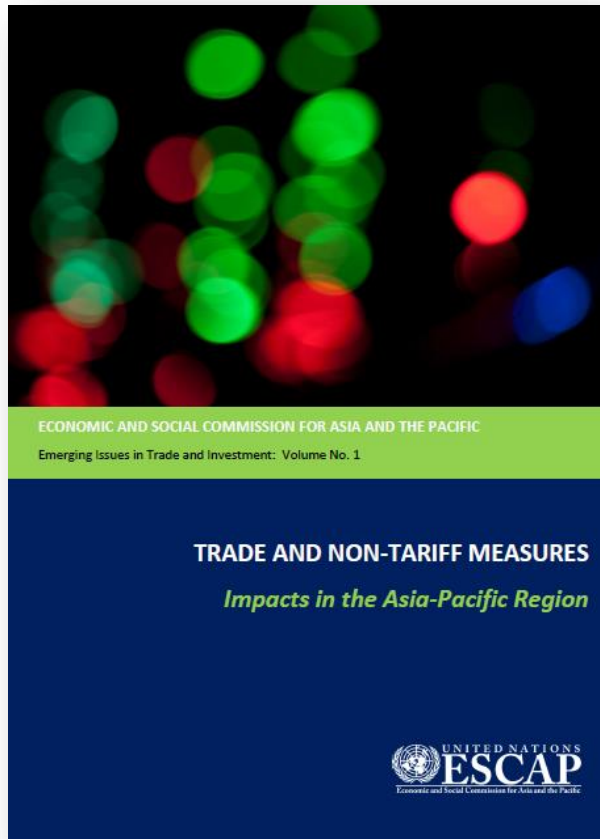
Why are NTMs increasing?

- Substitution of lower or zero tariffs?
- Post-crisis protectionism?
- Rising demand for health and environmental protection?
- Better reporting and monitoring?





Further reading



Trade and Non-Tariff Measures

Impacts in the Asia-Pacific Region

Available from: www.unescap.org

