International Migration Statistics

Based on Administrative Registers



8th December, 2020

Content

Official Statistics Programme (OSP)





Population Register

Foreigners in Official Population





International Migration Variables

International Migration Statistics



Official Statistics Programme (OSP)

- *To* determine the basic principles and standards dealing with the production and dissemination of official statistics and to produce reliable, timely, transparent and impartial data required at national and international level
- Since 2007; three OSPs entered into force, the last one was for 2017-2021.
- Under "international migration statistics“ working group, following 6 sub-groups exist:
  - **Foreign population (stock) statistics** *–TurkStat-*
  - **Immigration and emigration (flow) statistics** *–TurkStat-*
  - **Statistics on Turkish citizens living abroad** *–TurkStat-*
  - **Citizenship** statistics (statistics on the acquisition and loss of citizenship) *-Ministry of Interior (DG of Civil Registration and Nationality -DGCRN)-*
  - **Statistics on residence permits, refugees, conditional refugees, subsidiary protection, temporary protection and illegal migration** *- Ministry of Interior (DG of Migration Management –DGMM-)*
  - **Work permits statistics** *- Ministry of Family, Labour and Social Services (DG of International Labour Force- DGILF-)*



Population Register

Address Based Population Registration System (ABPRS) was established in 2006.

- Since 2007, ABPRS is used to produce annual statistics on
  - population size by administrative divisions,
  - basic characteristics of population such as age, sex, educational attainment and marital status,
- Since;
  - 2007 → annual population statistics
  - 2012 → country of citizenship breakdown
  - 2014 → country of birth breakdown
  - 2016 → immigration and emigration
  - 2018 → first year of residence for the foreigners
- No variable on reason for migration and status of the foreigner

ABPRS

** base for population projections and life tables*

** frame for household surveys*



Address Based Population Registration System

Foreigners in Official Population

- Foreign population **covers** individuals;
  - Holding a valid residence/work permit at the reference day,
  - Holding an identity document equivalent to residence permit (international protection, etc.) with a valid address declaration at the reference day,
  - Who have already renounced his/her T.R. citizenship and who are residing in the country with a valid address declaration at the reference day.



In addition to Syrians under temporary protection, foreigners holding visas or residence permits shorter than 3 months with the purpose of training, tourism, scientific research etc., are **not covered** in annual population statistics.

Foreigners in Official Population

Population group	Explanation	Covered in total population?
Foreigners holding residence permit valid shorter than 3 months	Individuals present in Turkey for a short period of time with the aim of tourism, courses, scientific research, etc.	No
Individuals under temporary protection	With the temporary protection identification document, individuals are granted the right to stay in Turkey. However, the document is not equivalent to a residence permit or documents which substitute residence permits. Additionally, the document does not grant the right for transition to long term residence permit, its duration is not be taken into consideration when calculating the total term of residence permit durations and not entitle its holder to apply for Turkish citizenship	No
Refugees	The identity documents issued to persons granted refugee status have three years validity and they substitute for residence permits.	Yes
Conditional refugees and individuals under subsidiary protection	The identity documents issued to the conditional refugees and individuals under subsidiary protection have one year validity and they substitute for residence permits.	Yes

Exception to Syrians

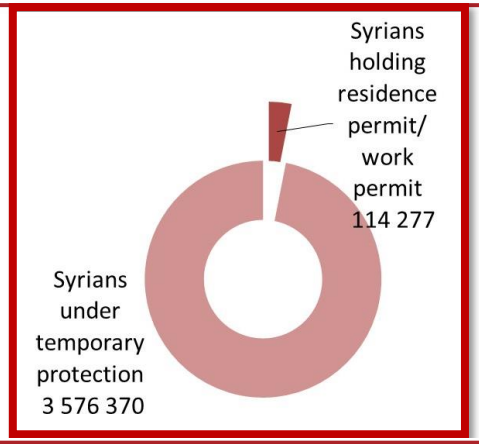

- Syrians are residing in Turkey by two ways:
  - Those holding residence permit/work permit or
  - Those under temporary protection.

Official statistics	Reference Date/Source	Size	Explanation
Total population	31 Dec 2019/ABPRS	**83 154 997**	Syrians under temporary protection are not covered
Foreign population	31 Dec 2019/ABPRS	**1 531 180**	1,8% of the total ABPRS population
Syrians	31 Dec 2019/ABPRS	**114 277**	3,1% of the total Syrians in ABPRS
Syrians under temporarary protection	Dec 2019/DGMM statistics	**3 576 370**	More than 2 times the total foreigners in the ABPRS

As the Syrians under temporary protection are not covered in ABPRS, this group is covered neither in the frame of household surveys nor in the scope of population projections and life tables.

International Migration Variables

International Migration Variables	Traditional censuses (1927-2000)	ABPRS (Since 2007)
Stock Population		
Population	De-facto	De-jure
Country of Birth	✓	✓ -Since 2014-
Country of Citizenship	✓	✓ -Since 2012-
First Year of Residence	X	✓ -Since 2018-
Migration Flows		
Immigration (country of birth) –One year-	X (available for 5 years)	✓ -Since 2016-
Immigration (country of citizenship) –One year-	X (available for 5 years)	✓ -Since 2016-
Emigration (country of birth and country of citizenship) –One year-	X	✓ -Since 2016-
Reason for migration	✓ (2000)	X -Studies are ongoing-

Other Migration Related Statistics

Residence permits	• Not only tasks and procedures but also statistics are under the responsibility of DGMM • Covered in ABPRS but not disaggragated.	
Refugees, conditional refugees, subsidiary protection		
Temporary protection and illegal migration	• Not only tasks and procedures but also statistics are under the responsibility of DGMM • Not covered in ABPRS.	
Work permits	• Not only tasks and procedures but also statistics are under the responsibility of DGILF. • Covered in ABPRS but not disaggragated.	

ABPRS Population

Year	Total Population	Foreign Population	
		Number	Percentage in the Total Population (%)
2007	70 586 256	98 064	0,14
2008	71 517 100	104 441	0,15
2009	72 561 312	167 344	0,23
2010	73 722 988	190 531	0,26
2011	74 724 269	242 128	0,32
2012	75 627 384	278 664	0,37
2013	76 667 864	456 506	0,60
2014	77 695 904	518 279	0,67
2015	78 741 053	650 308	0,83
2016	79 814 871	816 410	1,02
2017	80 810 525	919 061	1,14
2018	82 003 882	1 211 034	1,48
2019	83 154 997	1 531 180	1,84

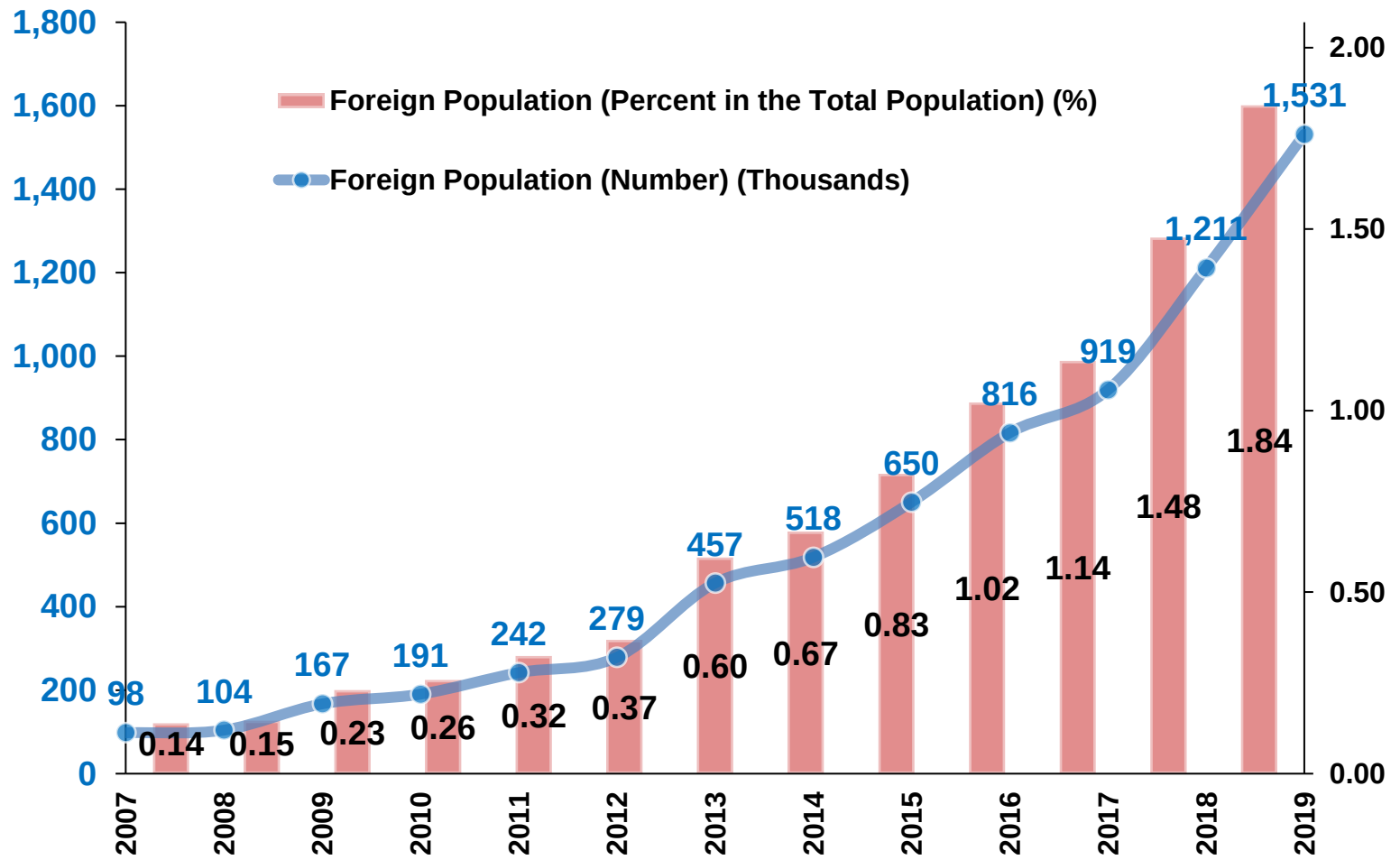

Migration Flow Statistics

Period	Immigration	Emigration	Net Migration
2015-2016	380 921	177 960	202 961
2016-2017	466 333	253 640	212 693
2017-2018	577 457	323 918	253 539
2018-2019	677 042	330 289	346 753

International Migration Statistics, 2019

677 thousand 42 people immigrated to Turkey

In 2019, number of immigrants increased by 17.2% compared to the previous year and reached to 677 thousand 42 people. While 54.4% of this population were males, 45.6% were females. When immigrant population was examined by citizenship, 98 thousand 554 persons were Turkish Republic (TR) citizens and 578 thousand 488 persons were foreign nationals.

DGMM Statistics

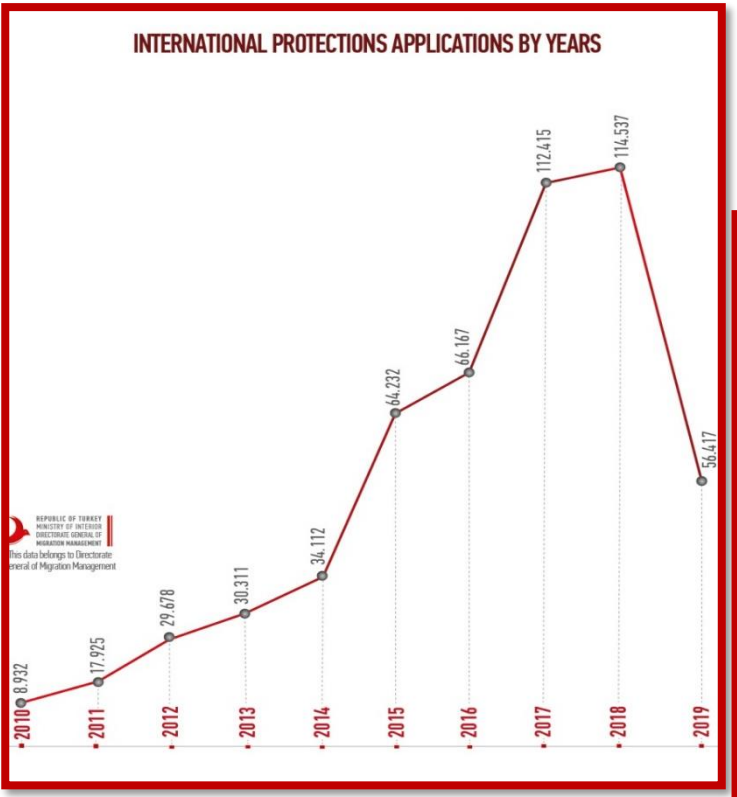

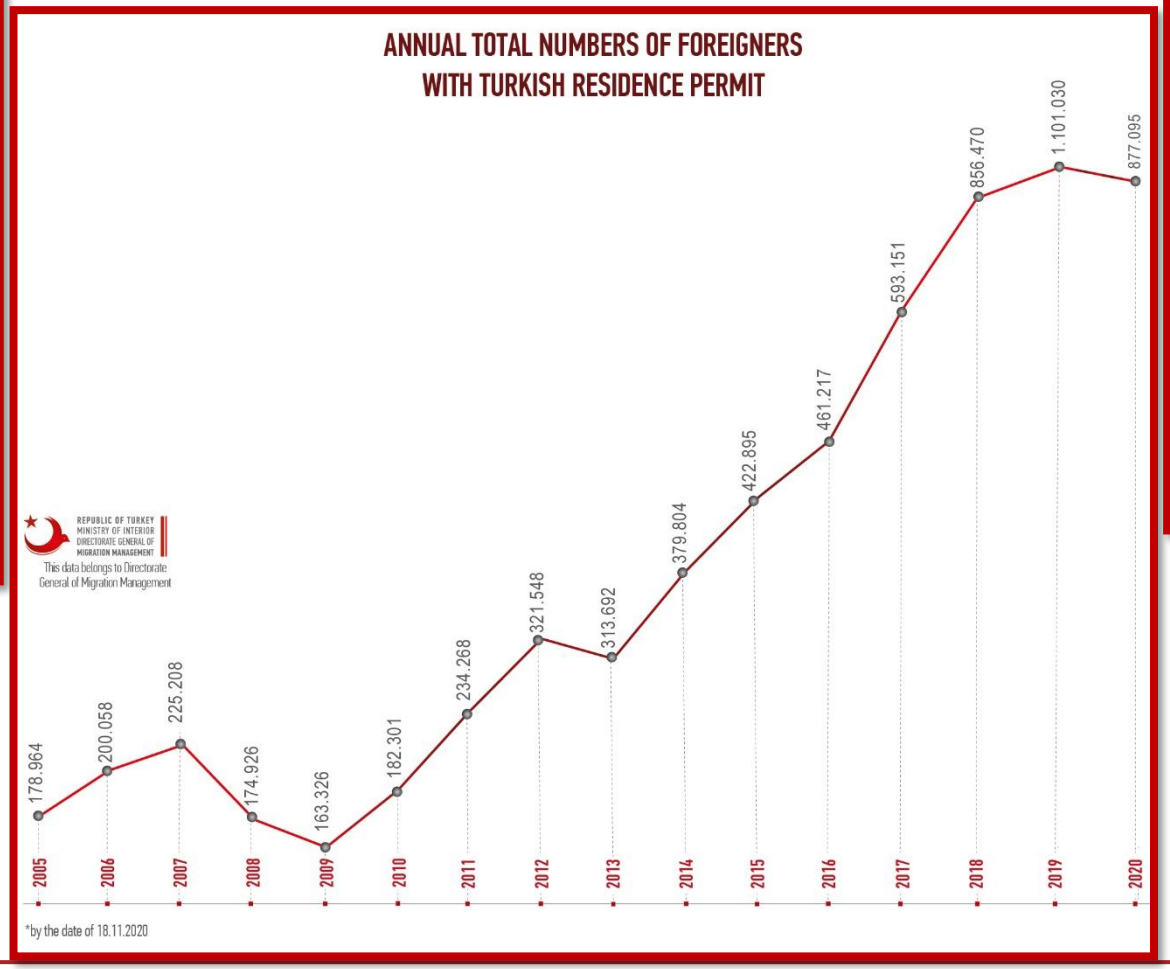

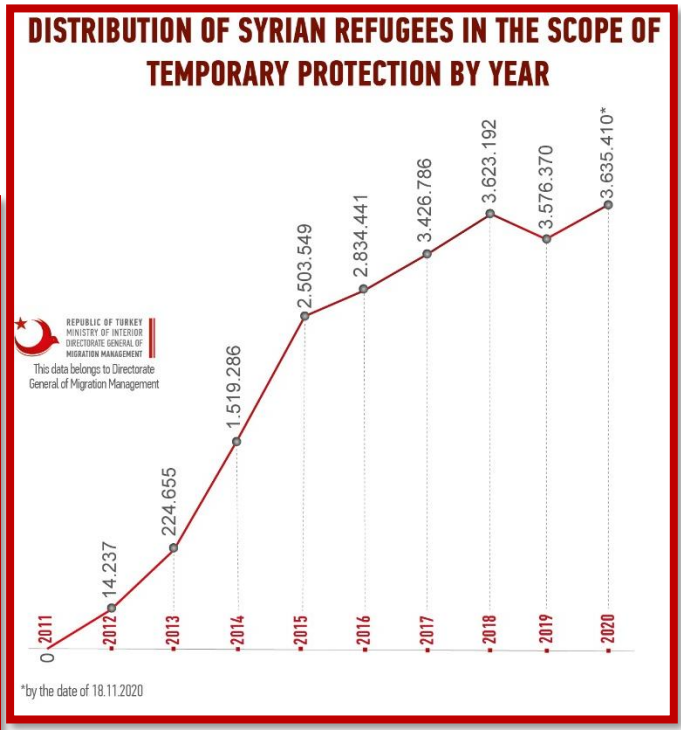



Thank you...