



Social Protection in Asia and Pacific

A brief overlook

Nuno Cunha; DWT for East and
South-East Asia and Pacific
Bangkok 11th April 2019

61%
of people in Asia and Pacific
unprotected

42%
of People lack Health Coverage

Access to Healthcare - Thailand



Protection level

6.7%

Civil servants' Medical Benefit Scheme

15.5%

Mandatory Health Insurance Branch

75.1%

Universal Coverage Scheme

Total coverage:
97.3% of the
population

Government officials and dependents

Formal sector (private employees)

Informal sector and the poor

Coverage

66%

of mothers with newborns

do not have maternity protection

45%
of older
persons
**do not receive
a pension**

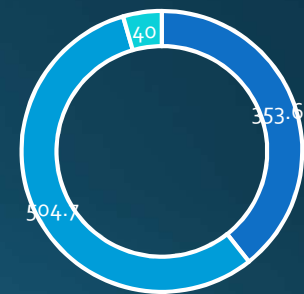




China: expansion of social old-age pension coverage (1994-2013)



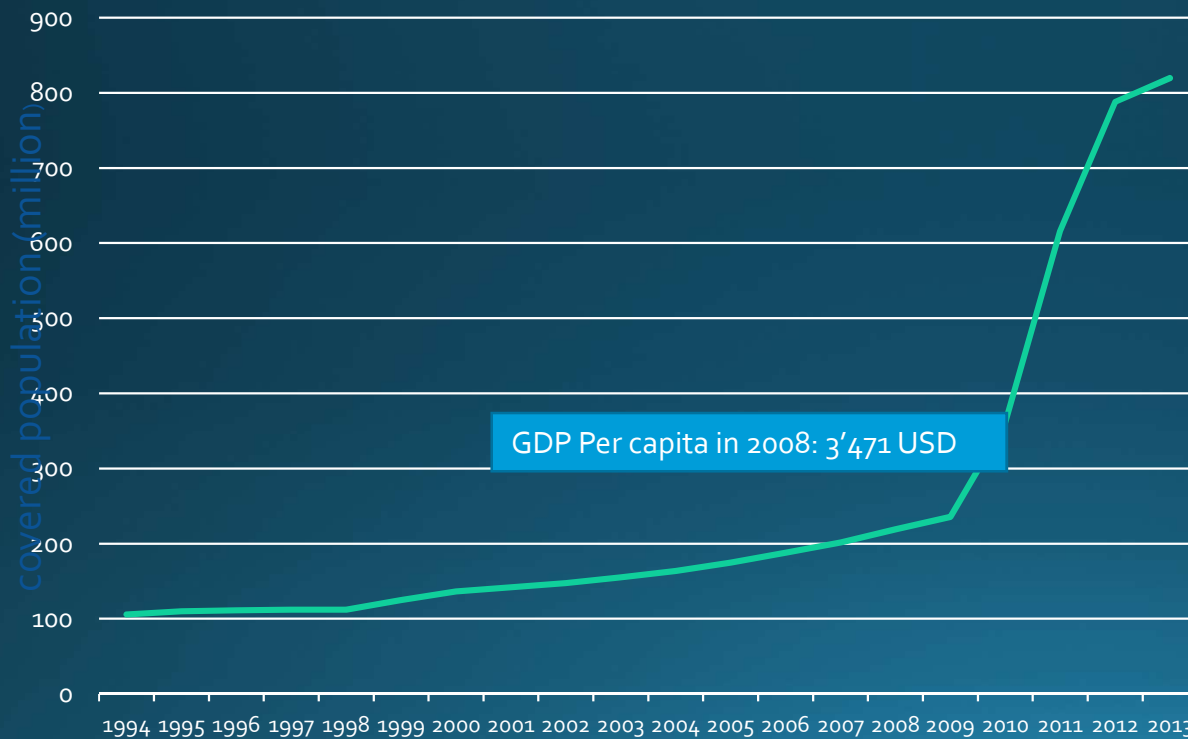
Covered population by
the three schemes in
2016
(unit: millions)



■ employees' scheme

■ residents' scheme

■ civil servants and government
workers' scheme



A photograph of two young children, a boy in a blue shirt and a girl in a yellow shirt, playing under a water fountain. They are both smiling and reaching out to catch the water in their hands. The water is splashing around them, creating a dynamic and joyful scene. The background is slightly blurred, showing green foliage and a stone wall.

CHILDREN AND FAMILIES WITH CHILDREN

100
1919-2019
SOCIAL JUSTICE
DECENT WORK

Photo by [Abigail Keenan](#) on [Unsplash](#)

Only 28%
of Children and Families
with Children enjoy
effective access to
social protection

SOME POSITIVE DEVELOPMENTS



- Slowly growing political conscience regarding the importance of SP
- Some countries are launching new schemes and expanding existing schemes

SOME POSITIVE DEVELOPMENTS



- Several ongoing national reforms (national SP Policy frameworks and pension reforms)
- Importance of regional dynamics (example of ASEAN)

Significant challenges



- Still low level of political commitment translated in **very low public spending** (on average 7.4% of GDP)
- Lack of **trust** in public institutions
- **Ageing** and pressure to reduce government liabilities

Significant challenges



- High level of **workers vulnerability** (classic and new non standards form of employment)
- **Fragmentation and lack of coordination** within tax funded but also between tax funded and contributory schemes




Social Protection in Asia and Pacific

- Late starters
- Quickly catching up

SOME RECOMMENDATIONS



**START SLOWLY
AND EXPAND
GRADUALLY**





KEEP IT SIMPLE

**DEFINE CLEAR
PRIORITIES**



A collection of stationery items including pencils, pens, a ruler, paper clips, and decorative tape are arranged on a dark blue background. The items are scattered across the left side of the frame, with some overlapping. The ruler is at the top left, showing measurements in inches and centimeters. There are several paper clips of different sizes and colors (gold, silver). A small, realistic-looking ice cream cone is also present. Several pieces of decorative tape with patterns like polka dots and geometric shapes are also visible.

INVEST IN THE DEVELOPMENT OF SYSTEMS

Importance of Partnerships

100
1919-2019
SOCIAL JUSTICE
DECENT WORK





Thank you

Nuno Cunha, Cunha@ilo.org