



# MONITORING OF SDGs INDICATORS IN THE RUSSIAN FEDERATION

*Federal State Statistics Service*

*Inception Workshop for the project  
Strengthening research and studies for  
improved quality of SDG statistics in  
Central Asia*

*8-10 May 2019, Bangkok, Thailand*

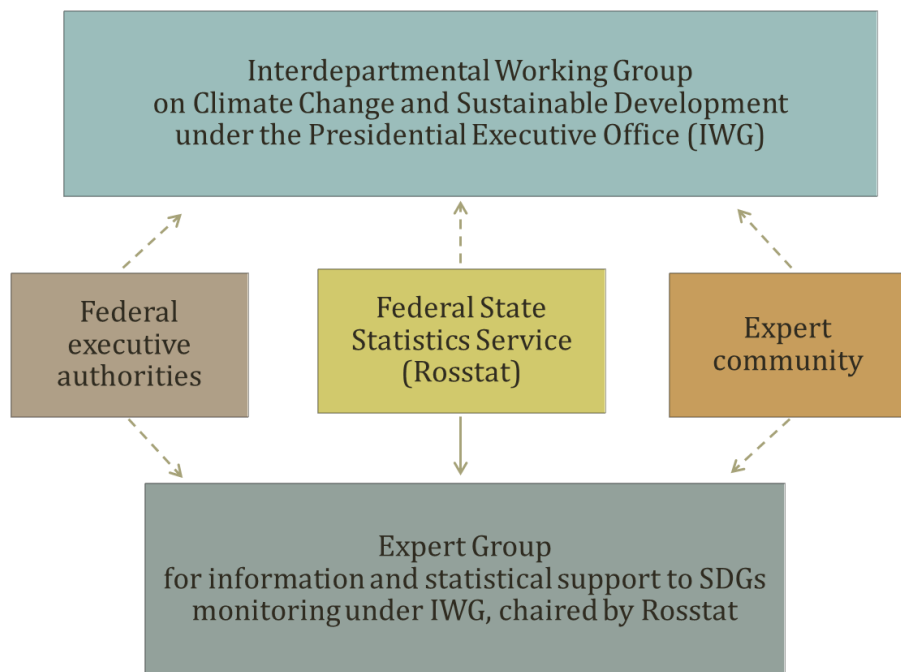


# SDG MONITORING AT THE NATIONAL LEVEL



1. Implementation of global SDGs indicators;
2. Preparation of the Action Plan («Roadmap») for improving the official statistical accounting of the Russian Federation, aimed at the formation of official statistics on SDGs indicators;
3. Development of a national set of indicators for the SDGs;
4. Validation of Russian data in the UN global database;
5. Establishment of a national reporting platform on SDGs indicators;
6. Preparation of the voluntary national review (VNR) 2020;
7. Representing the interests of the Russian Federation in the international working groups on statistics in the field of sustainable development goals.

# COORDINATION MECHANISM



## **Interdepartmental Working Group on Climate Change and Sustainable Development under the Presidential Executive Office (IWG):**

- ❑ High-level representatives from federal authorities (Presidential Adviser, Heads of Services, Deputy Ministers).
- ❑ In 2016, mapping between the SDGs and global targets and their reflection in existing strategic documents of the Russian Federation (concepts and strategies) was conducted.
- ❑ In November 2016, Rosstat joined the IWG.

## **Expert Group for information and statistical support to SDGs monitoring under IWG:**

- ❑ Established in 2017, chaired by Rosstat.
- ❑ Members from more than 20 federal authorities.
- ❑ Discussion of SDG monitoring issues with involvement of the expert community.

# DATA COLLECTION MECHANISM



## FEDERAL EXECUTIVE AUTHORITIES

✓ **Rosstat** is authorized to coordinate the activities of the federal authorities on the collection and submission of official statistical information on SDG indicators to the international organizations

✓ **Decentralized** data flows system. Majority of federal authorities work with their custodian agencies **independently**

✓ **Federal plan of statistical works (Federal plan)** determines the order of the submission of official statistical information on SDG indicators to the international organizations

✓ **Section 2.8 “SDGs indicators in the Russian Federation”** is included in Federal Plan of Statistical Works

**90 SDGs indicators** are included in the Federal Plan of Statistical Works

- 54 indicators (60%) – Rosstat
- 36 indicators (40%) – other federal authorities

## FEDERAL PLAN OF STATISTICAL WORKS

*(adopted by the Government of the Russian Federation, 2008)*

Section “SDGs indicators in the Russian Federation”

Official  
statistics

Level of  
aggregation

Periodicity

Terms of  
publications

# REPORTING STATUS OF INDICATORS



## Active status of Federal executive authorities

Federal authority	Indicators
Federal State Statistics Service (Rosstat)	54 +5
Ministry of Finance	8
Ministry of Natural Resources and Environment	6 +1
Bank of Russia	4 +1
Federal Treasury	3
Federal Service for Surveillance on Consumer Rights Protection and Human Wellbeing	3 +1
Ministry of Telecom and Mass Communications	2
Ministry of Agriculture	2
Ministry of Economic Development	2
Federal Agency for Water Resources	2 +1
Federal Agency for Fishery	2 +2
Ministry of Health	2 +1
Ministry of Energy	1
Federal Agency for Air transport	1
Federal Forestry Agency	1
Federal Service for State Registration, Cadaster and Cartography	1
Ministry of Science and Higher Education of the Russian Federation	1
Federal Service for Hydrometeorology and Environmental Monitoring	1 +2
Federal Service for Supervision of Natural Resources	1
Ministry of Education of the Russian Federation	+4
Ministry of Construction and Housing and Communal Services	+2
Ministry of Labour and Social Protection	+1
Federal Customs Service of Russia	+1

## SDG indicators, total - 232

### 2017

Tier I and II indicators\* - 142  
Included in FPSR - 90 (63%)

### 2019

Tier I and II indicators\* - 185  
It is planned to include  
**22 indicators** in the FPSR - 112 (61%)

*\***Tier I:** The indicator is conceptually clear, a methodology is available, standards are available, data are regularly collected by countries.*

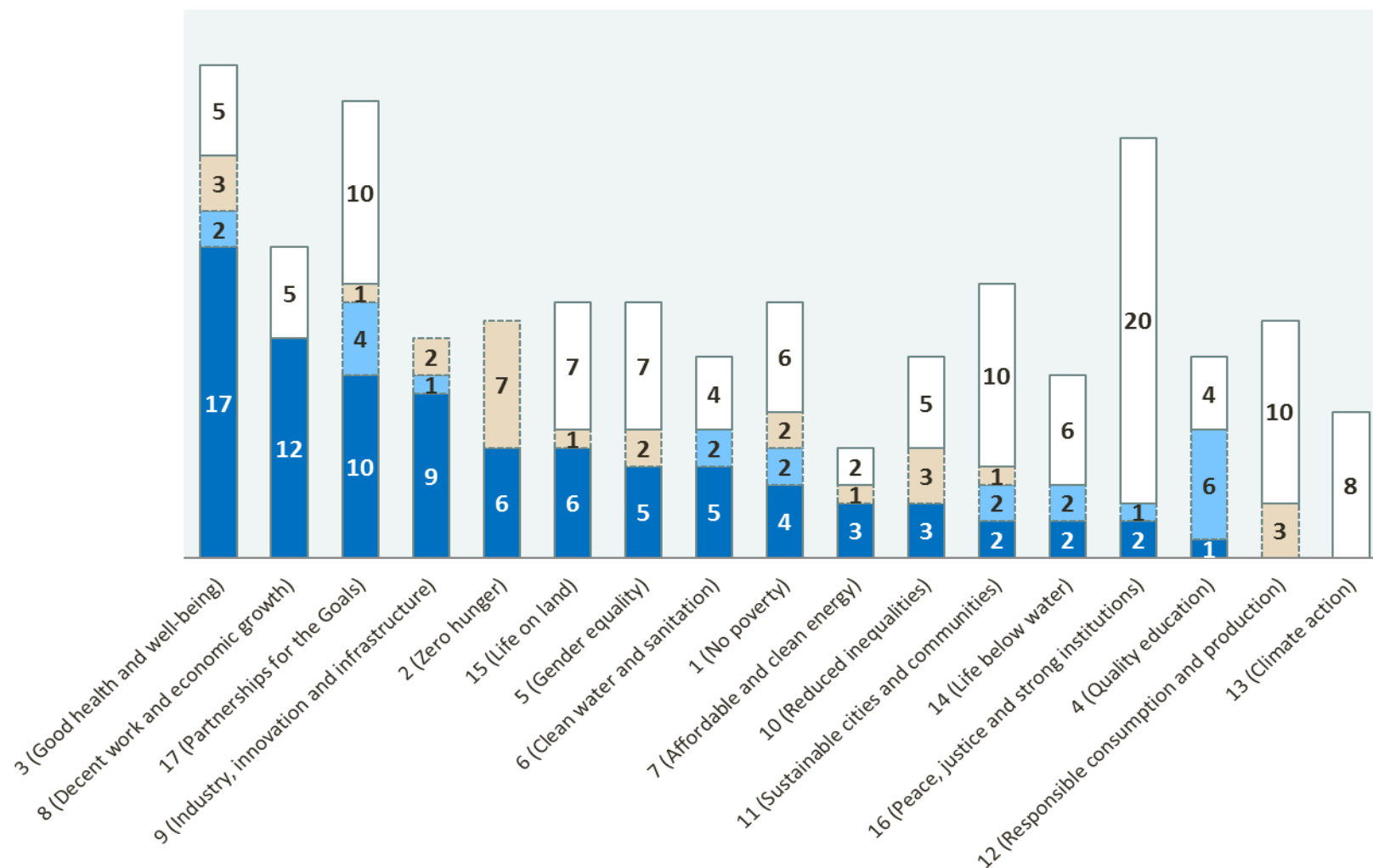
***Tier II:** The indicator is conceptually clear, a methodology is available, standards are available, data are not collected by countries.*

***Tier III:** An indicator for which there is no established methodology, standards or methodology, standards in the development process.*

# SDG INDICATORS AVAILABILITY BY GOALS



■ Available ■ to be included in the FPSW in 2019 ■ Included in the methodological work □ Indicators not covered



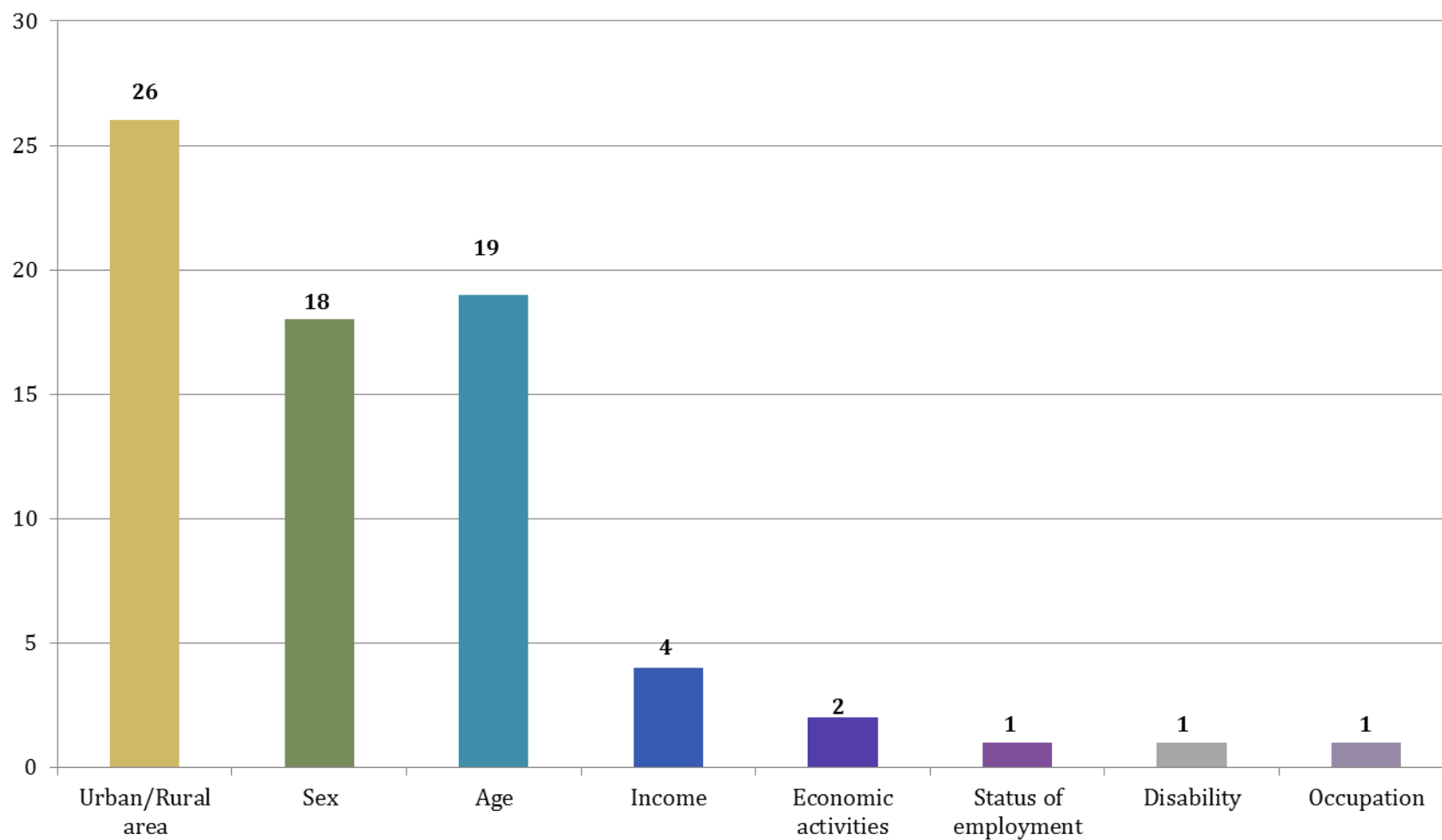
# THE MAIN NATIONAL DATA SOURCES FOR MONITORING THE SDGs



- Comprehensive and sample surveys of enterprises
- Agricultural census
- Population census
- System of Federal statistical observations on socio-demographic problems
- Household budget (income and expenditures) survey
- Labour force survey
- Administrative data
- Big data (pilot project)



# DATA DISAGGREGATION





# DATA DISAGGREGATION

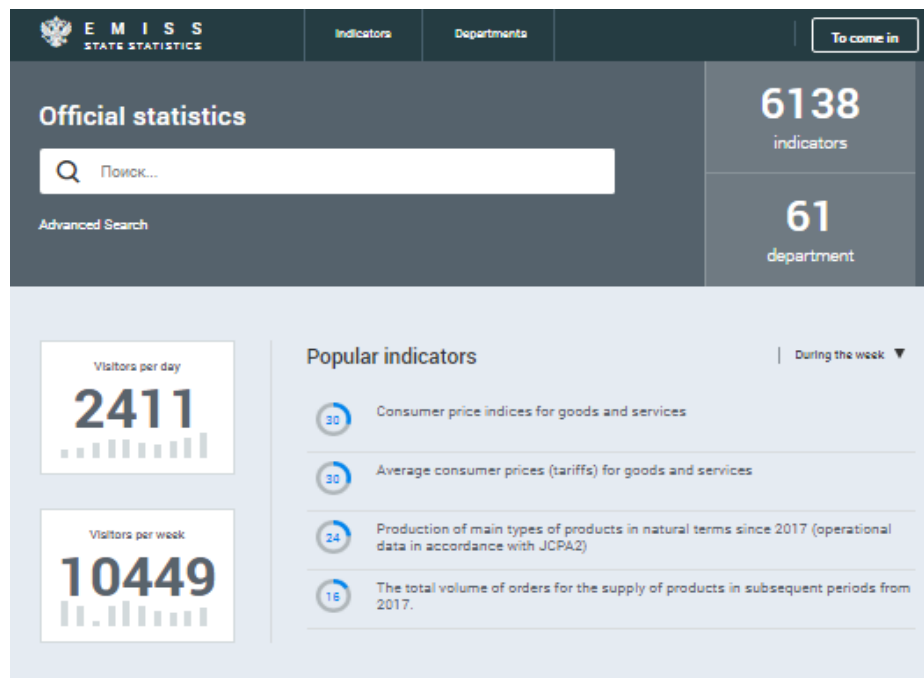


Dimensions	Indicators
<b>Urban/Rural area</b>	1.1.1, 1.a.2, 2.1.2, 2.2.1, 2.2.2, 3.1.1, 3.2.1, 3.2.2, 3.4.1, 3.4.2, 3.6.1, 3.7.1, 3.7.2, 3.9.3, 3.a.1, 4.4.1, 5.3.1, 6.2.1, 7.1.1, 8.6.1, 9.c.1, 11.3.1, 17.1.1, 17.1.2, 17.6.2, 17.8.1  From 2020 – 5.4.1
<b>Sex</b>	1.1.1, 1.2.1, 2.1.1, 3.2.1, 3.2.2, 3.3.2, 3.4.1, 3.4.2, 3.6.1, 3.9.3, 3.a.1, 4.4.1, 5.b.1, 8.5.1, 8.5.2, 8.6.1, 8.8.1, 17.8.1  From 2020 – 5.4.1
<b>Age</b>	1.1.1, 1.2.1, 2.1.1, 3.3.2, 3.3.3, 3.3.4, 3.4.1, 3.4.2, 3.6.1, 3.7.1, 3.7.2, 3.9.3, 3.a.1, 4.4.1, 5.3.1, 8.5.1, 8.5.2, 8.7.1, 17.8.1  From 2020 – 5.4.1
<b>Income</b>	2.1.1, 8.7.1, 17.1.1, 17.1.2
<b>Economic activities</b>	8.2.1, 10.4.1
<b>Status of employment</b>	1.1.1  From 2020 – 5.4.1
<b>Disability</b>	8.5.2
<b>Occupation</b>	8.5.1

# UNIFIED INTERDEPARTMENTAL STATISTICAL INFORMATION SYSTEM (UNISIS)

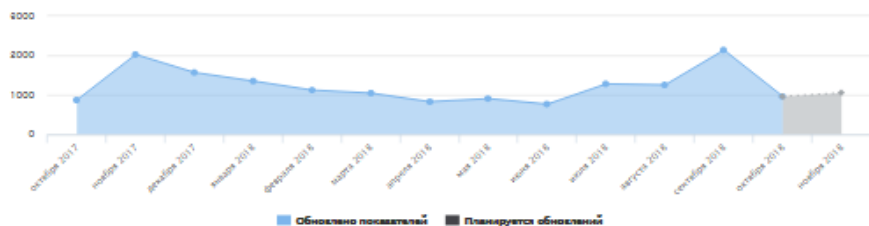


<https://fedstat.ru/>



Update indicators

[View news](#)



- United Data platform for **61 Russian federal authorities**
- **UniSIS contains official statistics** under the Federal Plan of Statistical works
- Special chapter (#2.8) is created for **SDG indicators data**
- All authorities provide information within the determined **timeline**
- Data are provided with the corresponding indicator **passport and contact information** on each indicator

# SDGs ON THE ROSSTAT WEB-SITE



## Data of the Russian Federation for Sustainable Development Goal indicators

Click on each goal to view statistics for Sustainable Development Goal global indicators.



[UN website](#) | [Sustainable Development Goal UN website](#) | [Statistics Division UN](#) | [Metadata repository UN website](#) |  
[List of global SDG indicators](#) | [The Russian Federation in the UN Global Database on Sustainable Development](#)

[http://www.gks.ru/free\\_doc/new\\_site/m-sotrudn/cur-eng/cur\\_about.htm](http://www.gks.ru/free_doc/new_site/m-sotrudn/cur-eng/cur_about.htm)

# SDG ON THE ROSSTAT WEB-SITE



- ✓ 185 metadata translated into Russian
- ✓ data is unloaded from UniSIS

1 NO POVERTY							
2 ZERO							
3 GOOD HEALTH AND WELL-BEING							
<b>3.1.1. Being developed</b> Maternal mortality ratio <a href="#">Data</a> <a href="#">Metadata</a>							
<b>3.1.2. Being developed</b> Proportion of births attended by skilled health personnel <a href="#">Data</a> <a href="#">Metadata</a>							
<b>3.2.1. Being developed</b> Under-five mortality rate <a href="#">Data</a> <a href="#">Metadata</a>							
<b>3.2.2. Being developed</b> Neonatal mortality rate <a href="#">Data</a> <a href="#">Metadata</a>							
<b>3.3.1. Being developed (proxy)</b> Number of new HIV infections per 1,000 uninfected population, by sex, age and key populations <a href="#">Data</a> <a href="#">Metadata</a>							
<b>3.3.2. Being developed</b> Tuberculosis incidence per 100,000 population <a href="#">Data</a> <a href="#">Metadata</a>							
<b>3.3.3. Being developed</b> Malaria incidence per 1,000 population <a href="#">Data</a> <a href="#">Metadata</a>							
<b>3.3.4. Being developed</b> Hepatitis B incidence per 100,000 population <a href="#">Data</a> <a href="#">Metadata</a>							
<b>3.3.5. Exploring data sources</b> Number of people requiring interventions against neglected tropical diseases <a href="#">Data</a> <a href="#">Metadata</a>							
<b>3.4.1. Being developed</b> Mortality rate attributed to cardiovascular disease, cancer, diabetes or chronic respiratory disease <a href="#">Data</a> <a href="#">Metadata</a>							
<b>3.4.2. Being developed</b> Suicide mortality rate <a href="#">Data</a> <a href="#">Metadata</a>							
<b>3.5.1. Exploring data sources</b> Coverage of treatment interventions (pharmacological, psychosocial and rehabilitation and aftercare services) for substance use disorders <a href="#">Data</a> <a href="#">Metadata</a>							
<b>3.5.2. Exploring data sources</b> Harmful use of alcohol, defined according to the national context as alcohol per capita consumption (aged 15 years and older) within a calendar year in litres of pure alcohol <a href="#">Data</a> <a href="#">Metadata</a>							
<b>3.6.1. Being developed</b> Death rate due to road traffic injuries <a href="#">Data</a> <a href="#">Metadata</a>							
<b>3.7.1. Being developed</b> Proportion of women of reproductive age (aged 15-49 years) who have their need for family planning satisfied with modern methods <a href="#">Data</a> <a href="#">Metadata</a>							
<b>3.7.2. Being developed (proxy)</b> Adolescent birth rate (aged 10-14 years; aged 15-19 years) per 1,000 women in that age group <a href="#">Data</a> <a href="#">Metadata</a>							
<b>3.8.1. Exploring data sources</b> Coverage of essential health services (defined as the average coverage of essential services based on tracer interventions that include reproductive, maternal, newborn and child health, infectious diseases, non-communicable diseases and service capacity and access, among the general and the most disadvantaged population) <a href="#">Data</a> <a href="#">Metadata</a>							
<b>3.8.2. Exploring data sources</b> Proportion of population with large household expenditures on health as a share of total household expenditure or income <a href="#">Data</a> <a href="#">Metadata</a>							
<b>3.9.1. Exploring data sources</b> Mortality rate attributed to household and ambient air pollution <a href="#">Data</a> <a href="#">Metadata</a>							
<b>3.9.2. Exploring data sources</b> Mortality rate attributed to unsafe water, unsafe sanitation and lack of hygiene (exposure to unsafe Water, Sanitation and Hygiene for All (WASH) services) <a href="#">Data</a> <a href="#">Metadata</a>							

## Sources

on covered by social  
ms, by sex,  
unemployed  
persons with  
omen, newborns,  
the poor and the

## progress

nutrition (weight for  
standard deviation from  
WHO Child Growth  
children under 5 years  
sting and overweight)

## Metadata a

## Metadata b

## pped

nd animal genetic  
and agriculture secured  
or long-term  
ies

## Metadata

## ta sources

subsidies

## Metadata

## (Proxy)

ic loss in relation to  
product (GDP)

## Metadata

ernment spending  
ducation, health and

## Metadata

# NATIONAL GOALS - SDG MAPPING



## 1. Demography



## 7. Labour productivity and employment



## 2. Healthcare



## 8. Science and research



## 3. Education



## 9. Digital economy



## 4. Housing and urban environment




## 10. Culture



## 5. Ecology and environment



## 11. Support of small business



## 6. Safe and high-quality infrastructure



## 12. International cooperation and exports



# THE NATIONAL SET OF INDICATORS FOR THE SDGs



## In the national set of proposed – 364

- Rosstat – 210
- Expert community – 154

Emphasis **on 12 directions** from the Decree of the President of the Russian Federation of May 7, 2018 «On national goals and strategic objectives of the Russian Federation for the period up to 2024».

## In September - November 2018 Rosstat conducted a series of "round tables":

- held 8 series of «round tables» on specific areas;
- more than 20 departments and 10 scientific organizations took part in the discussion.



**The national set of indicators for the SDGs will be used in the statistical Annex to the Voluntary National Review 2020**



# INTERNATIONAL PILOT PROJECTS ON DATA FLOWS



**The purpose** is to consider different ways to transfer data on SDGs indicators from the national to the regional/global level.

**Participants** - international organizations (custodian agencies) in consultation with countries

**2018 (June-December)**

## **SDG-SDMX Working Group Pilot SDG Data Exchange (IAEG-SDGs)**

- ✓ All available SDG indicators for countries, 9 international organizations, 6 countries (the project continues)
- ✓ Russian Federation (**Rosstat**)

## **UNECE Data Flow Pilot**

- ✓ 10 indicators, 7 international organizations, more than 10 countries (the project continues)
- ✓ Russian Federation (**Rosstat**, Bank of Russia, Ministry of Finance, Federal Service for Hydrometeorology and Environmental Monitoring, Federal Service for State Registration, Cadastre and Cartography, the High Commissioner for Human Rights in the Russian Federation)

**2017 (June-December)**

## **UNECE Data Flow Pilot Study:**

- ✓ 11 indicators, 5 international organizations, 5 countries
- ✓ Russian Federation (**Rosstat**, Ministry of Health, Federal Service for State Registration, Cadastre and Cartography, Ministry of Natural Resources and Environment, Federal Treasury, Prosecutor General's Office)

## **IAEG-SDGs Case Studies on Data Flows:**

- ✓ 7 indicators, 7 international organizations, 16 countries
- ✓ Russian Federation (**Rosstat**)

# SDMX AND DATA FLOWS



**Roadmap** for the implementation of SDMX in the Russian Federation (2018-2020) was developed jointly with several Russian ministries and approved by the Government of the Russian Federation

**Interdepartmental working group** on implementation of SDMX in Russia, led by Rosstat

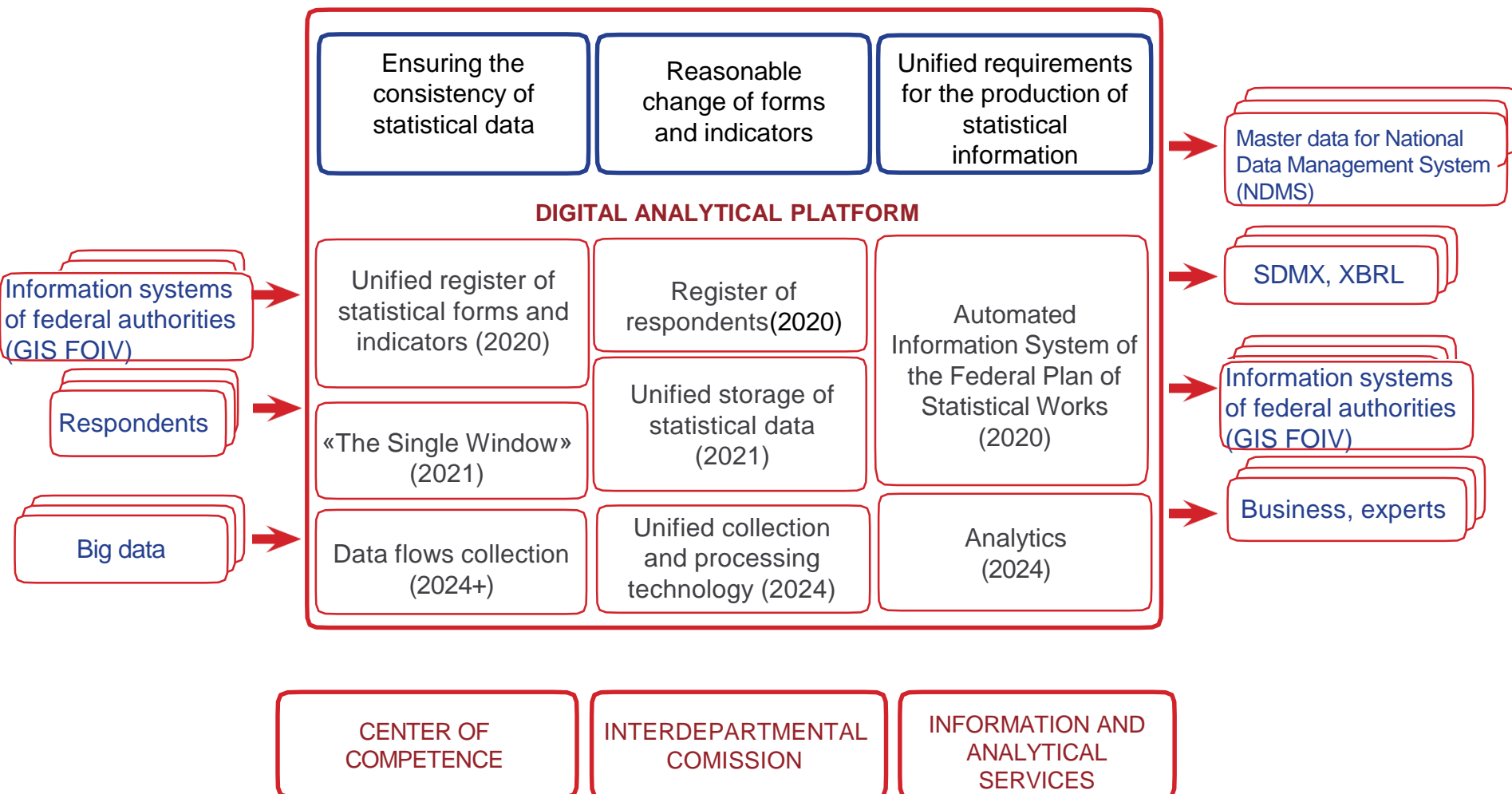
**Digital analytical platform** for providing statistical, administrative data and reference data (Program "Digital Economy of the Russian Federation", 2018-2024), led by Rosstat







# DIGITAL ANALYTICAL PLATFORM FOR STATISTICAL DATA



# VOLUNTARY NATIONAL REVIEW 2020



- The Analytical Center under the Government of the Russian Federation, in cooperation with the Ministry of Foreign Affairs of Russia, Rosstat and interested federal authorities and organizations, is authorized to prepare a **Voluntary National Review of the achievement of sustainable development goals in 2020** as part of the implementation of the 2030 Agenda for Sustainable Development;
- A work plan, including distribution of SDGs between federal authorities and organizations, for the preparation of the VNR has been developed;
- Members of the UN Global Compact were involved in this work;
- **17 thematic groups of experts** for each goal have already been created. They include representatives of NSO, federal authorities, academic institutions, non-profit organizations, public organizations and business.



HIGH-LEVEL POLITICAL FORUM  
ON SUSTAINABLE DEVELOPMENT

**VOLUNTARY NATIONAL REVIEWS**



# THANK YOU FOR YOUR ATTENTION! FEDERAL STATE STATISTICS SERVICE (Rosstat)



39, Myasnitskaya St, bldg 1, 107450, Moscow, Russia

Phone: (495) 607-2805, Fax: (495) 607-4927

E-mail: [Ignatova@gks.ru](mailto:Ignatova@gks.ru)