

Опыт Армении



Установочный семинар по проекту «Укрепления научных исследований для улучшения качества статистики ЦУР в Центральной Азии», 8-10 мая 2019 г., Бангкок, Таиланд

Анахит Сафян, кандидат наук

Член Государственного совета по статистике, координатор по ЦУР

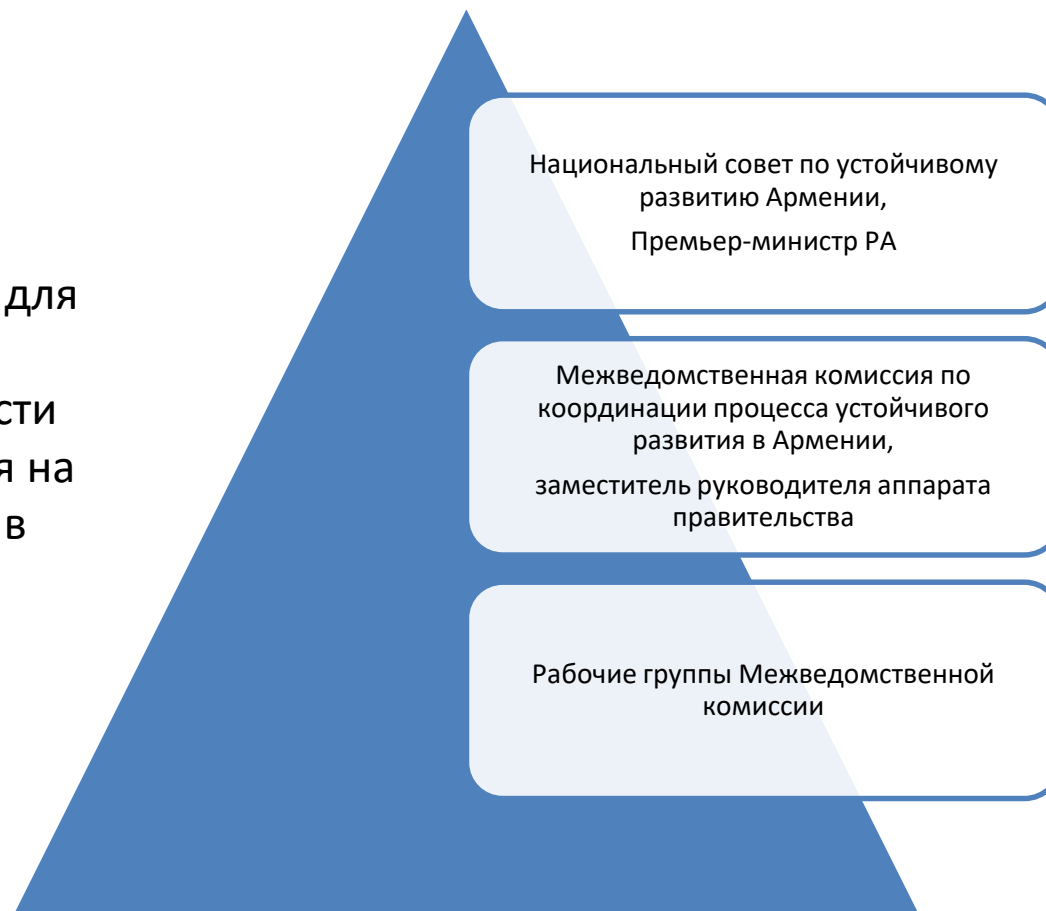
Статистический комитет Республики Армения (Армстат)


«Дорожная Карта» по статистике для ЦУР



Национальные координационные механизмы

«Дорожная карта» для
национализации
Повестки Дня в области
устойчивого развития на
период до 2030 года в
Армении





Рабочие группы - Межведомственная комиссия



Общий уровень интеграции ЦУР

Ускоренная комплексная оценка

- охватила широкий набор документов по политике / стратегии для конкретных секторов:
- ✓ Стратегия Развития Армении (СРА) 2014-2025
- ✓ 48 отраслевых стратегических документов, концепций, планов действий, соответствующих законов и нормативных документов.
- охватила все цели и показатели ЦУР. 108 целей ЦУР были определены по приоритетам из 169.

Основной стратегический документ - СРА 2014-2025 - отражает 64 целей ЦУР (около 40% целей ЦУР).

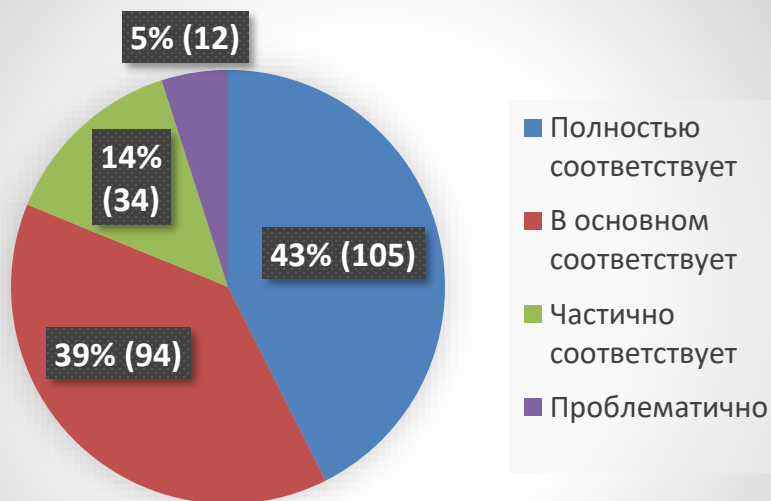
Приоритизация целей ЦУР



В целом, принципы и подходы ЦУР хорошо отражены в национальных стратегических документах Армении. Существует высокий уровень интеграции целей ЦУР (**около 70%**) в СРА 2014-2025 и в отраслевых стратегиях.

Анализ пробелов

Self-assessment on compliance with definitions



Доступность данных

78% доступных данных, из которых



Наращивание потенциала

- Поддержка доноров для укрепления статистического потенциала, в том числе потенциала административных регистров
- **Агентства ООН - знания**
- **ЮНФПА - Национальная платформа отчетности**
- **Сотрудничество с развитыми странами (США)**



Координация наращивания потенциала



Целевая группа по ЦУР, 27 апреля 2018 года


- Агентства ООН
- Национальная инновационная лаборатория ЦУР в Армении
- Правительство
- Армстат

Совещания в ООН для обсуждения:

- вызовов и дальнейших шагов, направленных на укрепление статистического потенциала



Поддержка доноров



Чтобы улучшить Национальную платформу отчетности:

- ✓ ЮНФПА (приобрел сервер)
- ✓ МОМ (финансировал миссию Центром открытых данных (CODE) по созданию базы данных, 21-27 января 2019 года, Ереван, Армения)

Цель:

- импорт данных, настройка платформы
- начальный курс обучения





Wednesday, 29 August 2018

[Home](#)

[Statistics](#)

[Publications](#)

[For Respondent](#)

[About us](#)



Release Calendars



Databases



Armenia SDGs indicators



Searching System of the data of Agricultural Census



Objective Reasons of the Lack of Trust in Official Statistics

Main Statistical Data

Monthly date (jun 2018)

Indicator of economic activity, %	109.6
Volume of gross agriculture output, mln. drams	89450.2
Consumer Price Index, %	100.9
External Trade Turnover, mln. USA dollars	593.7
Export, mln. USA dollars	199.4
Import, mln. USA dollars	394.3
Average monthly nominal wages, drams	17 1950.0

[more](#)

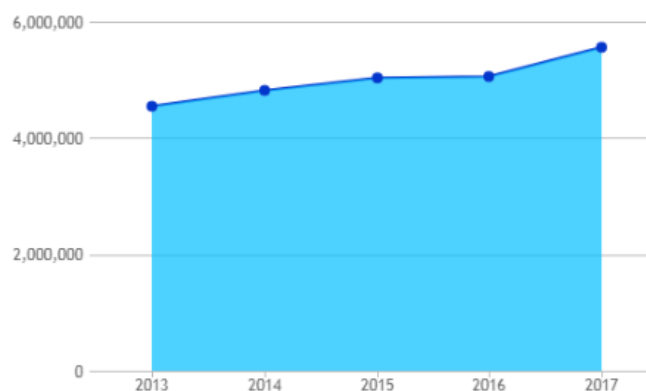
Quarterly data (II quarter 2018)

Gross Domestic Product at market prices, mln. drams	1358429.1
---	-----------

[more](#)

Main Indicators in Graphical Forms

Gross Domestic Product at market prices, mln. drams



News

Five-year Statistical Draft Programs for 2019-2023 of RA (Armenian)

17.07.2018

Draft Statistical Program for 2019 (Armenian)

10.07.2018

The Statistical Committee of the Republic of Armenia informs that the Law of the Republic of Armenia "On Official Statistics" has entered into force on 9 April 2018 (No. LA-194-N, March 21, 2018)...

09.04.2018

Current - Operative Preliminary Main Macro - Economic Indicators Characterizing the Socio-Economic Situation of RA for 2018 July (as of August 20, 2018)

20.08.2018

[more >>](#)

Publications



Catalogue of Statistical Publications



Statistical Yearbook of Armenia



Foreign Trade of the Republic of Armenia for 2017 (According to the Commodity Nomenclature of External Economic Activity at 10-digit level)



Twinning-Phase II

Republic Ave, Government Building 3, 0010, Yerevan RA.

Tel: (374 11) 524 213, Fax: (374 11) 521 921.

Official e-mail: info@armstat.am, webmaster@armstat.am


39123348@e-citizen.am (only for notifications sent in www.e-citizen.am system)

© Official Website of Statistical Committee RA has been functioning since April 1999.

Improved by the World Bank support in 2009 and by the EU Twinning Project in 2017.

© By using the website, please refer to Statistical Committee RA.

© All rights reserved.



Wednesday, 29 August 2018

[Home](#)

[Statistics](#)

[Publications](#)

[For Respondent](#)

[About us](#)



▼ Statistics

► News

► Statistical Indicators

► Databases

► Population Census

► Agricultural Census 2014

► Metadata

► Documentation and Quality

National Summary Data

Regional Statistics

Armenia MDGs indicators

Armenia SDGs indicators

Frequently Asked Questions

[Home](#) / [Statistics](#) / [Armenia SDGs indicators](#)

Armenia SDGs indicators

Click on each goal for Armenia SDGs indicators



[Armenia SDGs Indicators - Draft \(Excel\)](#)


Studying the experience of developing a [National Reporting Platform](#) for the US SDGs indicators and [Training Materials](#), the Armstat has developed a similar platform for Armenia, which is an integrated website (databases and IT infrastructure to collect, maintain and disseminate information). A platform is a tool of national statistics, metadata, and related information for the global Sustainable Development Goals indicators.

To conform with the UN Fundamental Principles of Official Statistics, the Platform has the following minimum characteristics:

- is managed by national statistical service
- features official statistics and metadata according to established standard methodology
- is publicly accessible
- allows for feedback from data users
- features open source (free) technology.

This platform was developed by the Armstat with the support of the UNFPA Armenia Country Office.





Wednesday, 29 August 2018

[Home](#)

[Statistics](#)

[Publications](#)

[For Respondent](#)

[About us](#)



▼ Statistics

▶ News

▶ Statistical Indicators

▶ Databases

▶ Population Census

▶ Agricultural Census 2014

▶ Metadata

▶ Documentation and Quality

National Summary Data

Regional Statistics

Armenia MDGs indicators

Armenia SDGs indicators

Frequently Asked Questions

[Home](#) / [Statistics](#) / [Armenia SDGs indicators](#)

Armenia SDGs indicators

Click on each goal for Armenia SDGs indicators



[Armenia SDGs Indicators - Draft \(Excel\)](#)

Studying the experience of developing a [National Reporting Platform](#) for the US SDGs indicators and [Training Materials](#), the Armstat has developed a similar platform for Armenia, which is an integrated website (databases and IT infrastructure to collect, maintain and disseminate information). A platform is a tool of national statistics, metadata, and related information for the global Sustainable Development Goals indicators.


To conform with the UN Fundamental Principles of Official Statistics, the Platform has the following minimum characteristics:

- is managed by national statistical service
- features official statistics and metadata according to established standard methodology
- is publicly accessible
- allows for feedback from data users
- features open source (free) technology.

This platform was developed by the Armstat with the support of the UNFPA Armenia Country Office.



Armenia SDGs indicators								
Goal	Target	Global Indicator	National Indicator	Unit	2015	2016	2017	Sources
Goal 1. End poverty in all its forms everywhere	1.1 By 2030, eradicate extreme poverty for all people everywhere, currently measured as people living on less than \$1.25 a day	1.1.1 Proportion of population below the international poverty line, by sex, age, employment status and geographical location (urban/rural)		%	0.1	0.1		Armstat, IILCS
		Male		%	0.1	0.08		Armstat, IILCS, WB
		Female		%	0.1	0.11		Armstat, IILCS, WB
		Urban		%	0.1	0.15		Armstat, IILCS, WB
		Rural		%	0	0		Armstat, IILCS, WB
		0-16		%	0.1	0.17		Armstat, IILCS, WB
		17-65		%	0.1	0.06		Armstat, IILCS, WB
		Employment status		%				Armstat, IILCS, WB
		Participants		%	0.1	0.07		Armstat, IILCS, WB
		Employed		%	0.0	0.04		Armstat, IILCS, WB
		-wage employed		%	0.1	0.05		Armstat, IILCS, WB
		-self-employed		%	0.0	0		Armstat, IILCS, WB
		-other employed		%	0.0	0		Armstat, IILCS, WB
		Non-participants		%	0.1	0.06		Armstat, IILCS, WB
		Unemployment		%	0.2	0.24		Armstat, IILCS, WB
		Economically inactive population		%	0.1	0.09		Armstat, IILCS, WB
		Pensioners		%	0.0	0		Armstat, IILCS, WB



Wednesday, 29 August 2018

[Home](#)

[Statistics](#)

[Publications](#)

[For Respondent](#)

[About us](#)



▼ Statistics

► News

► Statistical Indicators

► Databases

► Population Census

► Agricultural Census 2014

► Metadata

► Documentation and Quality

National Summary Data

Regional Statistics

Armenia MDGs indicators

Armenia SDGs indicators

Frequently Asked Questions

[Home](#) / [Statistics](#) / [Armenia SDGs indicators](#)

Armenia SDGs indicators

Click on each goal for Armenia SDGs indicators



[Armenia SDGs Indicators - Draft \(Excel\)](#)

Studying the experience of developing a [National Reporting Platform](#) for the US SDGs indicators and [Training Materials](#), the Armstat has developed a similar platform for Armenia, which is an integrated website (databases and IT infrastructure to collect, maintain and disseminate information). A platform is a tool of national statistics, metadata, and related information for the global Sustainable Development Goals indicators.

To conform with the UN Fundamental Principles of Official Statistics, the Platform has the following minimum characteristics:

- is managed by national statistical service
- features official statistics and metadata according to established standard methodology
- is publicly accessible
- allows for feedback from data users
- features open source (free) technology.

This platform was developed by the Armstat with the support of the UNFPA Armenia Country Office.





Wednesday, 29 August 2018

[Home](#)

[Statistics](#)

[Publications](#)

[For Respondent](#)

[About us](#)



▼ Statistics

- ▶ [News](#)
- ▶ [Statistical Indicators](#)
- ▶ [Databases](#)
- ▶ [Population Census](#)
- ▶ [Agricultural Census 2014](#)
- ▶ [Metadata](#)
- ▶ [Documentation and Quality](#)
- [National Summary Data](#)
- [Regional Statistics](#)
- [Armenia MDGs indicators](#)
- [Armenia SDGs indicators](#)
- [Frequently Asked Questions](#)

[Home](#) / [Statistics](#) / [sdg](#)

Armenia SDGs indicators

Goal 1. End poverty in all its forms everywhere

Goal 1. End poverty in all its forms everywhere

Global metadata documentation on all indicators in Goal 1

1.1.1 Proportion of population below the international poverty line, by sex, age, employment status and geographical location (urban/rural)

1.2.1 Proportion of population living below the national poverty line, by sex and age

1.2.2 Proportion of men, women and children of all ages living in poverty in all its dimensions according to national definitions

1.3.1 Proportion of population covered by social protection floors/systems, by sex, distinguishing children, unemployed persons, older persons, persons with disabilities, pregnant women, newborns, work-injury victims and the poor and the vulnerable

1.3.1.a. Proportion of registered disabled people to the total number of population at the end of the year

1.3.1.b. Children with disabilities from diseases (aged 0-17 years)

1.3.1.c. Proportion of pensioners to the total number of population at the end of the year

1.3.1.d. Ratio of elderly pensioners. Ratio of age pensioners and the retirement age stipulated by law and aged population

1.3.1.e. Proportion of families receiving family benefits to households

1.3.1.f. Proportion of families receiving social benefits to households

1.3.1.g. Proportion of beneficiaries of old age, disability and in case of losing a breadwinner to the total number of population at the end of the year

1.3.1.h. Children of orphans (aged 0-17 years) at the end of the year

1.3.1.i. Children who return to relatives from orphanages (aged 0-17 years)

1.3.1.j. Children with disabilities living in orphanages (aged 0-17 years) at the end of the year

1.3.1.ja. Adopted children (aged 0-17 years)

1.3.1.jb. Adopted children by social groups (aged 0-17 years)

1.3.1.jc. Number of beneficiaries receiving maternity benefits granted to non-employed person at the end of the year



Wednesday, 29 August 2018

[Home](#)

[Statistics](#)

[Publications](#)

[For Respondent](#)

[About us](#)



▼ Statistics

► [News](#)

► [Statistical Indicators](#)

► [Databases](#)

► [Population Census](#)

► [Agricultural Census 2014](#)

► [Meta data](#)

► [Documentation and Quality](#)

[National Summary Data](#)

[Regional Statistics](#)

[Armenia MDGs indicators](#)

[Armenia SDGs indicators](#)

[Frequently Asked Questions](#)

[Home](#) / [Statistics](#) / [sdg](#)

Armenia SDGs indicators

Goal 1. End poverty in all its forms everywhere

Search

Goal 1. End poverty in all its forms everywhere

Global metadata documentation on all indicators in Goal 1

[1.1.1 Proportion of population below the international poverty line, by sex, age, employment status and geographical location \(urban/rural\)](#)

[1.2.1 Proportion of population living below the national poverty line, by sex and age](#)

[1.2.2 Proportion of men, women and children of all ages living in poverty in all its dimensions according to national definitions](#)

[1.3.1 Proportion of population covered by social protection floors/systems, by sex, distinguishing children, unemployed persons, older persons, persons with disabilities, pregnant women, newborns, work-injury victims and the poor and the vulnerable](#)

[1.3.1.a. Proportion of registered disabled people to the total number of population at the end of the year](#)

[1.3.1.b. Children with disabilities from diseases \(aged 0-17 years\)](#)

[1.3.1.c. Proportion of pensioners to the total number of population at the end of the year](#)

[1.3.1.d. Ratio of elderly pensioners. Ratio of age pensioners and the retirement age stipulated by law and aged population](#)

[1.3.1.e. Proportion of families receiving family benefits to households](#)

[1.3.1.f. Proportion of families receiving social benefits to households](#)

[1.3.1.g. Proportion of beneficiaries of old age, disability and in case of losing a breadwinner to the total number of population at the end of the year](#)

[1.3.1.h. Children of orphans \(aged 0-17 years\) at the end of the year](#)

[1.3.1.i. Children who return to relatives from orphanages \(aged 0-17 years\)](#)

[1.3.1.j. Children with disabilities living in orphanages \(aged 0-17 years\) at the end of the year](#)

[1.3.1.ja. Adopted children \(aged 0-17 years\)](#)

[1.3.1.jb. Adopted children by social groups \(aged 0-17 years\)](#)

[1.3.1.jc. Number of beneficiaries receiving maternity benefits granted to non-employed person at the end of the year](#)

National Indicators



Wednesday, 29 August 2018

[Home](#)

[Statistics](#)

[Publications](#)

[For Respondent](#)

[About us](#)



▼ Statistics

► [News](#)

► [Statistical Indicators](#)

► [Databases](#)

► [Population Census](#)

► [Agricultural Census 2014](#)

► [Metadata](#)

► [Documentation and Quality](#)

[National Summary Data](#)

[Regional Statistics](#)

[Armenia MDGs indicators](#)

[Armenia SDGs indicators](#)

[Frequently Asked Questions](#)

[Home](#) / [Statistics](#) / [sdg](#)

Armenia SDGs indicators

Goal 1. End poverty in all its forms everywhere

Goal 1. End poverty in all its forms everywhere

Global metadata documentation on all indicators in Goal 1

1.1.1 Proportion of population below the international poverty line, by sex, age, employment status and geographical location (urban/rural)

1.2.1 Proportion of population living below the national poverty line, by sex and age

1.2.2 Proportion of men, women and children of all ages living in poverty in all its dimensions according to national definitions

1.3.1 Proportion of population covered by social protection floors/systems, by sex, distinguishing children, unemployed persons, older persons, persons with disabilities, pregnant women, newborns, work-injury victims and the poor and the vulnerable

1.3.1.a. Proportion of registered disabled people to the total number of population at the end of the year

1.3.1.b. Children with disabilities from diseases (aged 0-17 years)

1.3.1.c. Proportion of pensioners to the total number of population at the end of the year

1.3.1.d. Ratio of elderly pensioners. Ratio of age pensioners and the retirement age stipulated by law and aged population

1.3.1.e. Proportion of families receiving family benefits to households

1.3.1.f. Proportion of families receiving social benefits to households

1.3.1.g. Proportion of beneficiaries of old age, disability and in case of losing a breadwinner to the total number of population at the end of the year

1.3.1.h. Children of orphans (aged 0-17 years) at the end of the year

1.3.1.i. Children who return to relatives from orphanages (aged 0-17 years)

1.3.1.j. Children with disabilities living in orphanages (aged 0-17 years) at the end of the year

1.3.1.ja. Adopted children (aged 0-17 years)

1.3.1.jb. Adopted children by social groups (aged 0-17 years)

1.3.1.jc. Number of beneficiaries receiving maternity benefits granted to non-employed person at the end of the year



Wednesday, 29 August 2018

[Home](#)

[Statistics](#)

[Publications](#)

[For Respondent](#)

[About us](#)



Statistics

[News](#)

[Statistical Indicators](#)

[Databases](#)

[Population Census](#)

[Agricultural Census 2014](#)

[Meta data](#)

[Documentation and Quality](#)

[National Summary Data](#)

[Regional Statistics](#)

[Armenia MDGs indicators](#)

[Armenia SDGs indicators](#)

[Frequently Asked Questions](#)

[Home](#) / [Statistics](#) / [sdg](#)

Armenia SDGs indicators

[Goal 1. End poverty in all its forms everywhere](#)

1.2.2 Proportion of men, women and children of all ages living in poverty in all its dimensions according to nati

Search

Indicator 1.2.2 Proportion of men, women and children of all ages living in poverty in all its dimensions according to national definitions

[UN metadata for 1.2.2](#)

	Unit	2015	2016	2017	Source
Total	%	29.1	27.8	-	Armstat, ILCs, WB
Male	%	27.9	28.5	-	Armstat, ILCs, WB
Female	%	30.1	30.2	-	Armstat, ILCs, WB
Children	%	31.4	34.2	-	Armstat, ILCs, WB
0-5	%	26.3	33.7	-	Armstat, ILCs, WB
age 6 to 17	%	34.2	-	-	Armstat, ILCs, WB
18-64	%	27	-	-	Armstat, ILCs, WB
65+	%	34.6	29.2	-	Armstat, ILCs, WB



Twinning-Phase II

Republic Ave, Government Building 3, 0010, Yerevan RA

Tel: (374 11) 524 213, Fax: (374 11) 521 921

Official e-mail: info@armstat.am, webmaster@armstat.am

39123345@e-citizen.am (only for notifications sent in www.e-citizen.am system)

© Official Website of Statistical Committee RA has been functioning since April 1999, Improved by the World Bank support in 2009 and by the EU Twinning Project in 2017.
© By using the website, please refer to Statistical Committee RA.
© All rights reserved.

Armenia data for Sustainable Development Goal indicators

Click on each goal, or [search](#), for Armenia statistics for Sustainable Development Goal global indicators.



Armenia data for Sustainable Development Goal indicators

Click on each goal, or [search](#), for Armenia statistics for Sustainable Development Goal global indicators.



1 NO POVERTY



End poverty in all its forms everywhere

[Home](#) / [Goal 1](#)

Targets

1.1

By 2030, eradicate extreme poverty for all people everywhere, currently measured as people living on less than \$1.25 a day

1.2

By 2030, reduce at least by half the proportion of men, women and children of all ages living in poverty in all its dimensions according to national definitions

1.3

Implement nationally appropriate social protection systems and measures for all, including floors, and by 2030 achieve substantial coverage of the poor and the vulnerable

Indicators

1.1.1

Reported online

Proportion of population below the international poverty line, by sex, age, employment status and geographical location (urban/rural)

1.2.1

Reported online

Proportion of population living below the national poverty line, by sex and age

1.2.2

Reported online

Proportion of men, women and children of all ages living in poverty in all its dimensions according to national definitions

1.3.1

Exploring data sources

Proportion of population covered by social protection floors/systems, by sex, distinguishing children, unemployed persons, older persons, persons with disabilities, pregnant women, newborns, work-injury victims and the poor and the vulnerable

1.3.1.a

Reported online

Proportion of registered disabled people to the total number of population at the end of the year

1.3.1.b

Reported online

Children with disabilities from diseases (aged 0-17 years)

Proportion of registered disabled people to the total number of population at the end of the year

Sub-categories

Choose categories from the dropdowns below to see different breakdowns of the data. Some will not be available until a higher level is chosen.

Click on the legend to remove individual lines from the chart.

Clear selections



Sex



Select all

Clear all

Female



Male



Location



Select all

Clear all

Rural



Urban



Age



Select all

Clear all

aged 0-17 years



aged 18-39 years



aged 40-62 years



aged 63 and older



Chart

Table

Proportion of registered disabled people to the total number of population at the end of the year



Source: Armstat, Ministry of Labour and Social Affairs of RA

Geographical Area: Armenia

Unit of Measurement: %

Armenia

Female

Female, Rural

Female, aged 0-17 years

Rural

aged 0-17 years

Download Chart CSV

Download Source CSV

National Metadata

Global Metadata

Sources

Edit

Proportion of registered disabled people to the total number of population at the end of the year

Sub-categories

Choose categories from the dropdowns below to see different breakdowns of the data. Some will not be available until a higher level is chosen.

Click on the legend to remove individual lines from the chart.

Clear selections

Sex

Select all

Clear all

Female



Male



Location

Select all

Clear all

Rural



Urban



Age

Select all

Clear all

aged 0-17 years



aged 18-39 years



aged 40-62 years



aged 63 and older



Chart Table

Proportion of registered disabled people to the total number of population at the end of the year

Year	Armenia	Female	Female, Rural	Female, aged 0-17 years	Rural	aged 0-17 years
2015	6.68	6.16	5.17	0.75	5.85	1.13
2016	6.87	6.37	5.5	0.8	6.13	1.18
2017	6.51	5.94	5.03	0.79	5.77	1.18

Source: Armstat, Ministry of Labour and Social Affairs of RA

Geographical Area: Armenia

Unit of Measurement: %

Download Table CSV

Download Source CSV

National Metadata Global Metadata Sources Edit

This table provides metadata for the actual indicator available from Armenia statistics closest to the corresponding global SDG indicator. Please note that even when the global SDG indicator is fully available from Armenian statistics, this table should be consulted for information on national methodology and other Armenian-specific metadata information.

Indicator available

Indicator description

Geographical coverage Armenia

Unit of measurement %

Definitions

Calculations

Other information

Data last updated


2019-01-24: [see changes on GitHub](#)

Следующие шаги



- Продолжить сотрудничество с Центром открытых данных (CODE)
- Предоставлять административные реестры с доступом онлайн и возможностью редактировать показатели
- Разработать руководство для пользователей и администратора данных
- Организовать обучение для поставщиков данных по администрированию и модернизации Национальной Платформы Отчетности

Case Study



- **Документация по ЦУР**

<https://open-sdg.readthedocs.io/en/latest/case-studies/armenia/>

Local development

Deployment

Customisation

Translation

Maps

Automation

CircleCI

TravisCI

Jenkins

Github integration

Hosting

Github pages

AWS S3

Linux server

Community

Change log

Who is using

Support

Contribution guidelines

Code of conduct

Case studies

Armenia

Rwanda



[Docs](#) » Home

[Edit on GitHub](#)

Welcome to the Open SDG community



[Open SDG](#) is a reporting platform developed for managing and publishing data and statistics related to the [UN Sustainable Development Goals](#) (SDGs). It is built exclusively with open-source libraries and tools and can be hosted and maintained using free services. Though the platform itself is available at no cost, it can be modified to fit a variety of user needs, and comes with many customizable tools and features including:

- Data that can be downloaded in machine-readable formats
- Several options for data visualizations: graphs, data tables, and maps
- Data management capabilities and tools that can display the percentage of indicators with statistics that are being reported online, statistics that are in progress, and statistics that are currently being explored for each goal
- Availability in all official UN languages: Arabic, Chinese, English, French, and Spanish. Additional languages are currently being added through [SDG Translations](#)

All of these features make the Open SDG platform a low-cost, high-feature option for SDG reporting. We hope this documentation is helpful for getting your Open SDG project started. Please reach out to us on [GitHub](#) if you have comments, feedback, or want to get involved with the Open SDG community.

Next [→](#)

Built with [MkDocs](#) using a [theme](#) provided by [Read the Docs](#).

Armenia - Case Study

Link to platform

<https://armstat.github.io/sdg-site-armenia/>

Why was Open SDG chosen?

Open SDG was chosen based on the example and recommendation of the teams behind the U.S. national reporting platform, which also uses Open SDG. The most appealing aspects of Open SDG were the ease of maintenance, the high level of control, and the country ownership.

Which organisation was responsible for choosing and implementing the platform?

Statistical Committee of the Republic of Armenia (ArmStat)

How did you set up your country platform based on Open SDG?

We set the platform up in several steps. First we went through the Quick Start in the Open SDG documentation. Next, we wrote scripts to convert our existing data into the CSV format that Open SDG uses. Then we performed some translations of content into Armenian and Russian. Finally we configured our hosting server and configured our deployment workflows.

How long did it take to set up the platform?

The initial setup took about 1 week. This included all the steps mentioned above in #4. This setup was done with the help of an on-site consultant.

Ссылка на платформу




<https://armstat.github.io/sdg-site-armenia/>


Вызовы

Недостаток:

- методологии, данных и источников данных, уровня дезагрегации
- новых пилотных обследований или внедрение новых модулей в существующие обследования
- качества административных документов
- использования нетрадиционных источников данных: Большие данные (Big Data), геопространственная информация
- институциональной инфраструктуры и статистического потенциала



Перспективы Армстата



Укрепление сотрудничества с

- Агентствами-координаторами
- Донорами
- Заинтересованными сторонами

Продолжение наращивания потенциала

Отчетность и распространения статистических данных

Модернизация национальных статистических систем

Механизмы потока данных

Спасибо



Armstat

3 Government House, Republic ave.,
Yerevan 0010, Republic of Armenia

Telephone: (37411) 524 213

Fax: (37411) 521 921

E-mail: info@armstat.am

Internet: <http://www.armstat.am>

www.armstatbank.am