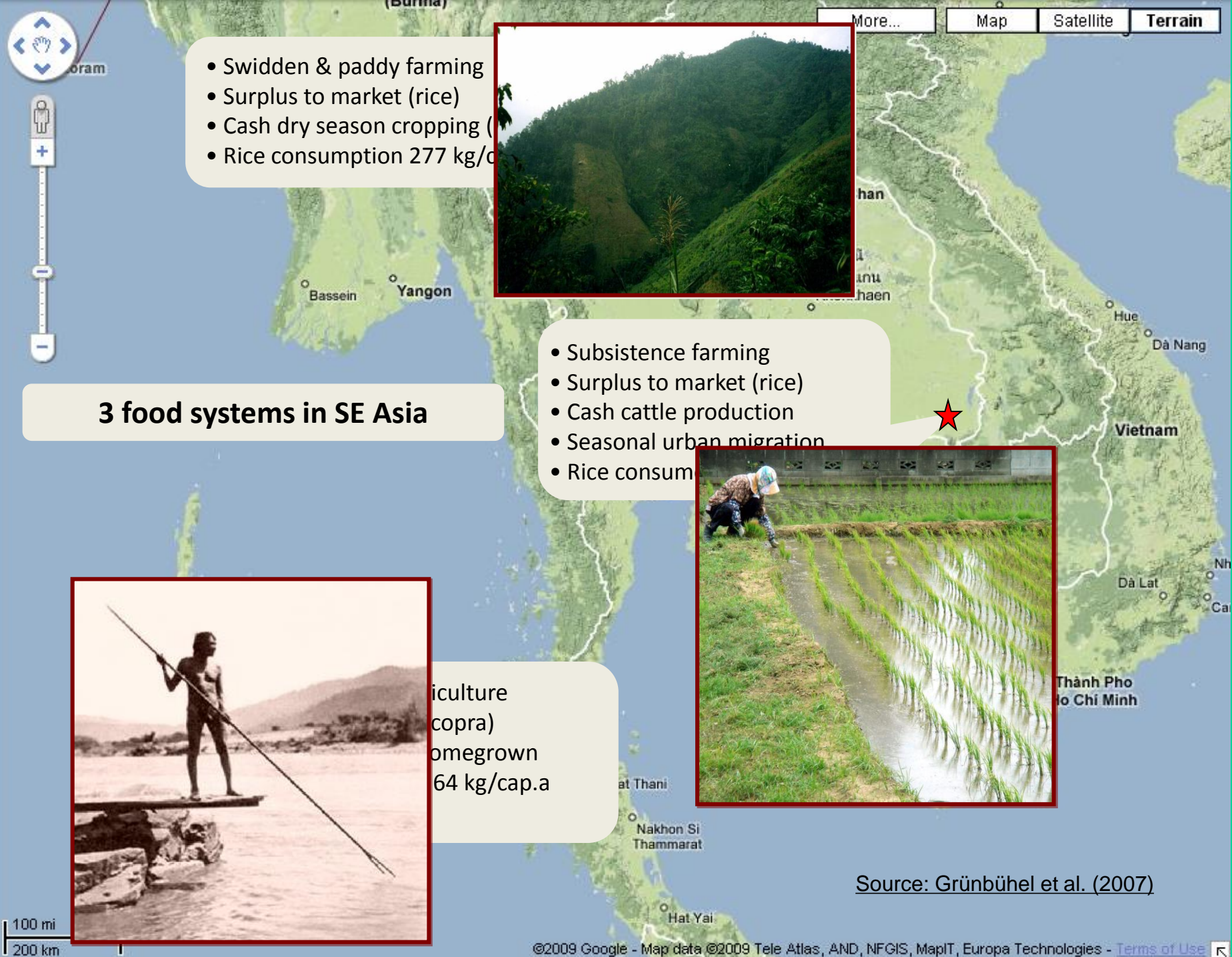


Empowering People for a Sustainable Future

SDG2 – Zero Hunger


Clemens Grünbühel
Senior Policy Coordinator



3 food systems in SE Asia

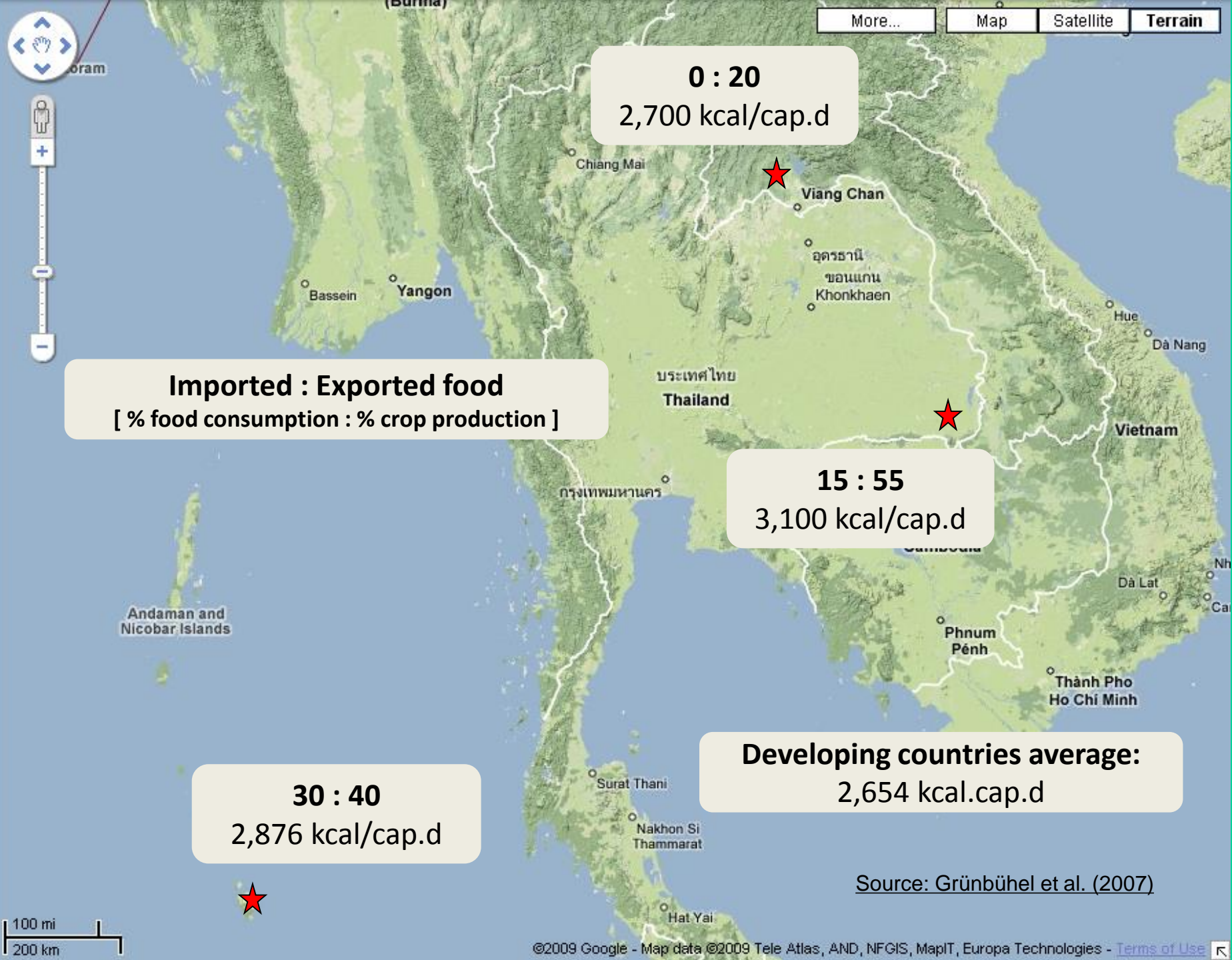


- Subsistence farming
- Surplus to market (rice)
- Cash cattle production
- Seasonal urban migration
- Rice consumption 277 kg/cap.a



- Aquaculture (coppa)
- Surplus to market (coppa)
- Homegrown
- Rice consumption 64 kg/cap.a

Source: Grünbühel et al. (2007)



More...

Map

Satellite

Terrain

0 : 20

2,700 kcal/cap.d



Viang Chan

อุดรธานี
ขอนแก่น
Khonkhaen

Imported : Exported food
[% food consumption : % crop production]

ประเทศไทย
Thailand



15 : 55
3,100 kcal/cap.d

Vietnam

Andaman and
Nicobar Islands

กรุงเทพมหานคร

Phnum
Pénh

Thành Phố
Ho Chi Minh

30 : 40

2,876 kcal/cap.d



Developing countries average:
2,654 kcal.cap.d

Source: Grünbühel et al. (2007)

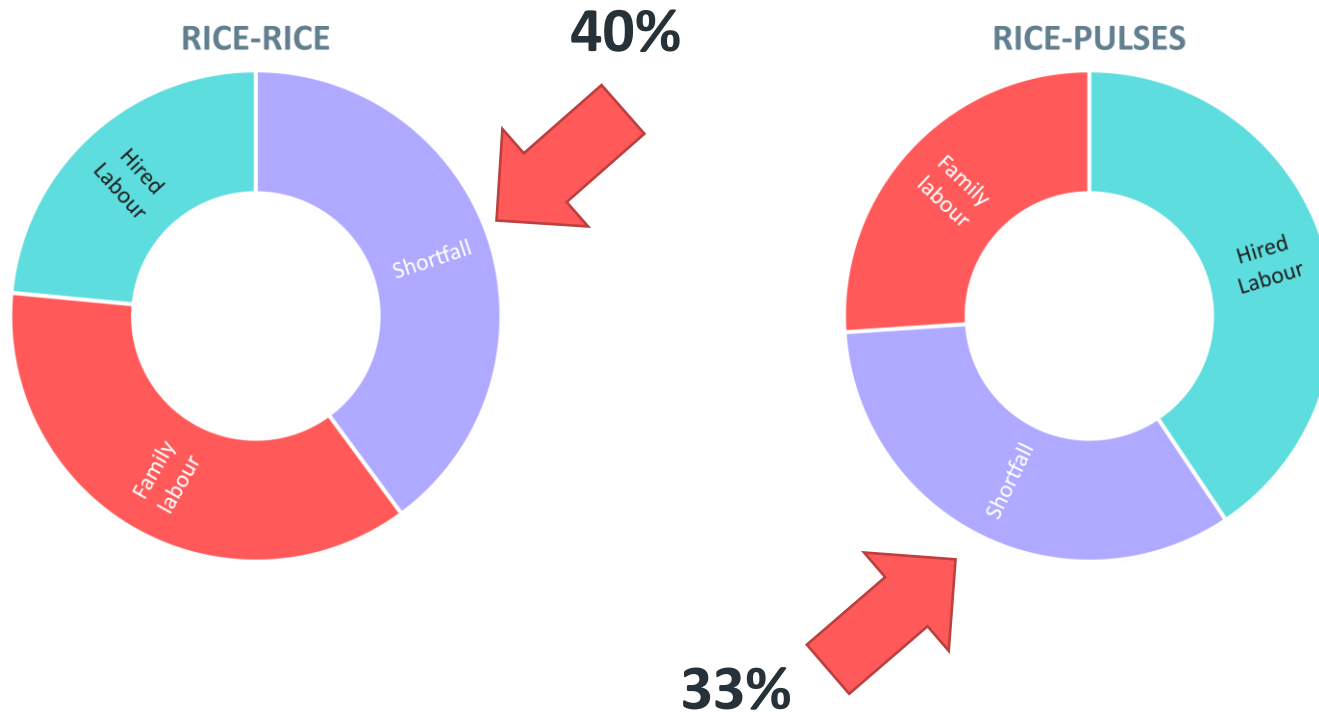
100 mi
200 km

Poverty is rural

| | Rural : urban poverty |
|---------------------|-----------------------|
| East Asia & Pacific | 4.7 |
| China | 28.0 |
| Cambodia | 2.7 |
| Indonesia | 1.7 |
| Malaysia | 3.4 |
| Thailand | 1.9 |
| Vietnam | 4.1 |

Rigg et al. 2016

Labour shortage



Data for Ayeyarwady Region, Myanmar, 2017

Mechanisation



1 : 129
2.7 koe/t



1 : 84
4.1 koe/t

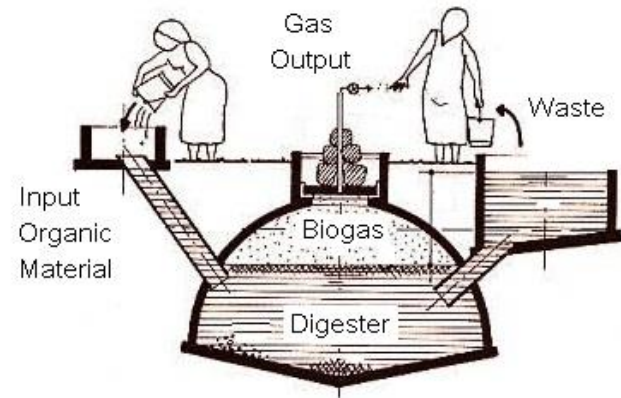


1 : 32
10.8 koe/t

Closing the energy cycle



© Solectrac



Sketchmatic diagram of Biogas Production Plant

© offgridnigeria.com



© futureearth.org



© Grunbuhel

