

North-East Asian Multistakeholder Forum on
Sustainable Development Goals

5-6 September 2018, Ulaanbaatar, Mongolia

SUSTAINABLE DEVELOPMENT POLICIES IN THE ROK

Sung Jin Kang, Korea University
Department of Economics and
Graduate School of Energy and Environment

1 UN SDGs



Source: <https://www.un.org/sustainabledevelopment/news/communications-material/>

1 UN SDGs

- 17 Goals, 244 Indicators
- 232 separate indicators by excluding overlapped 12 indicators.

Goals	SDGs
Goal 1: no poverty	14
Goal 2: no hunger	14
Goal 3: good health	26
Goal 4: quality education	11
Goal 5: gender equality	14
Goal 6: clean water and sanitation	11
Goal 7: renewable energy	6
Goal 8: good jobs and economic growth	17
Goal 9: industry, innovation and infrastructure	12
Goal 10: reduced inequalities	11
Goal 11: sustainable cities and communities	15
Goal 12: responsible consumption	13
Goal 13: climate action	8
Goal 14: life below water	10
Goal 15: life on land	14
Goal 16: peace and justice	23
Goal 17: partnerships for the goals	25
Total	244

Source: <https://unstats.un.org/sdgs/indicators/indicators-list/>, retrieved on May 13, 2018.

2 | SDGs in ROK

2.1 | Milestones of Sustainable Development Policies



Year	
2000	Presidential National Commissions on Sustainable Development Millennium National Environmental Vision Declaration
2006	First National Strategy for Sustainable Development (2006-2010)
2007	Framework Act on Sustainable Development enacted
2010	Framework Act on Low Carbon, Green Growth enacted Act on Sustainable Development
2011	Second National Strategy for Sustainable Development (2011-2030)
2016	Third National Strategy for Sustainable Development (2016-2035) - 4 goals, 14 strategies with 50 implementation tasks
2018	Formation of K-SDGs

2 SD Performance in ROK (2nd NSSD)

2.2 | Society



Categories	Items	indicators	Performance (2010-2014)
1. Equity	1-1 poverty	1) Poverty headcount ratio	++
		2) Gini coefficient	+
		3) Unemployment rate	++
	1-2 labor	4) Working hour	+
		5) Wage ratio(irregular/regular)	--
	1-3 gender equality	6) Wage ratio(female/male)	+
		7) Economically active rate(female)	++
2. Health	2-1 Nutrition	8) Nutrition state (youth)	-
	2-2 death rate	9) Death rate (infant)	++
	2-3 life expectancy	10) life expectancy	+
	2-4 water	11) penetration rate of water supply (farm and fishing village)	++
	2-5 Health	12) Ratio of public fund to medical expense	--
		13) Social welfare expenditure	++
		14) Vaccine (youth)	+

2 SD Performance in ROK (2nd NSSD)

2.2 | Society



Categories	Items	indicators	Performance (2010-2014)
3. Education	3-1 Education level	15) net graduate rate(secondary)	+
		16) Students per class (primary)	++
		17) Expenditure of public education	0
4. House	4-1) living environment	18) House below minimum level	++
		19) Number of houses (per 1,000)	++
		20) House price ratio to income	--
5. disaster	5-1 crime and disaster	21) Crime rate	--
		22) Damage by natural disaster	++
6. Population	6-1 population change	23) Population growth rate	-
		24) Population density	-
		25) Population ratio of the old	-

2 SD Performance in ROK (2nd NSSD)

2.3 | Environment



categories	items	indicators	Performance (2010-2014)
1. Air	1-1 climate change	26) GHGs emissions	-
		27) GHG emissions per capita	-
		28) GHG intensity to GDP	+
	1-2 ozone	29) Consumption of ozone depletion material	-
	1-3 air quality	30) Air quality in metropolitan	-
2. Land	2-1 agriculture	31) Farming land area	+
		32) eco-friendly certified agricultural products	--
		33) Food self-sufficiency	--
		34) chemical fertilizer usage	--
		35) Agricultural pesticides	-
	2-2 forests	36) Forests ratio	-
		37) Per capita city park area	+
		38) Lumbering degree	-
	2-3 urbanization	39) Urbanization rate	0
		40) Population intensity in capital	-

2 SD Performance in ROK (2nd NSSD)

2.4 | Economy



categories	items	indicators	Performance (2010-2014)
1.Economic Structure	1-1 economic change	53) GDP	++
		54) Per capita GDP	++
		55) Economic growth rate	0
		56) Net investment rate to GDP	--
		57) CPI	0
	1-2 trade	58) Trade balance	0
	1-3 fiscal status	59) Tax burden ratio	0
		60) Foreign debt ratio to GDP	++
		61) ODA to GNI	++
2. consumption/ production	2-1 consumption	62) Resource productivity	++
	2-2 energy usage	63) Per capita energy consumption	--
		64) Total energy supply	0
		65) Renewable energy usage	++
		66) Energy intensity (TOE/mill. won)	+

2 SD Performance in ROK (2nd NSSD)

2.3 | Economy

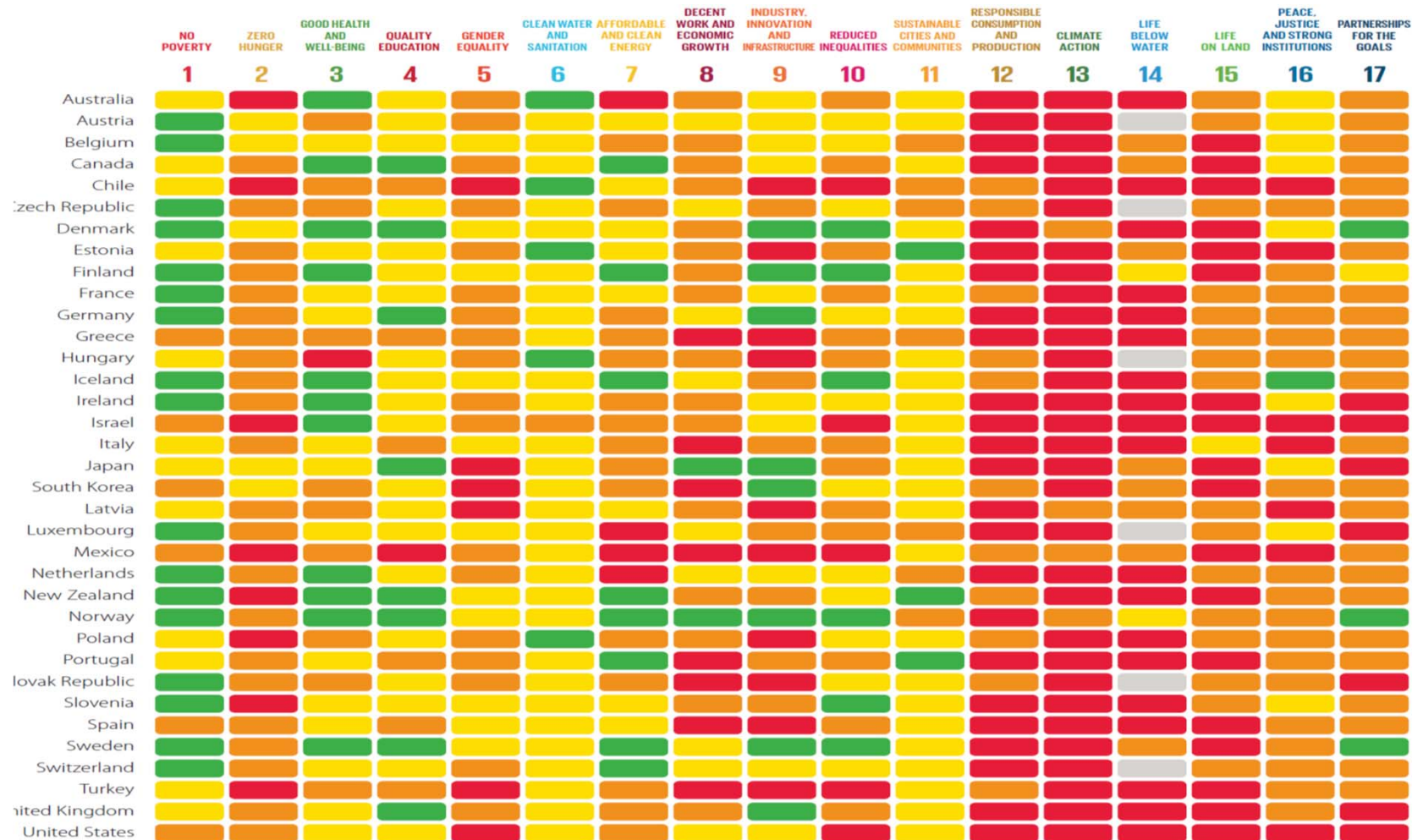


categories	items	indicators	Performance (2010-2014)
2. Consumption / production	2-3 waste management	67) Life and general wastes	--
		68) Designated wastes	--
		69) Radioactive wastes	++
		70) Recycling rate of wastes	+
	2-4 traffic	71) Traffic transportation rate	+
		72) Bicycle road	++
		73) Traffic accidents	++
3. Information	3-1 information access	74) high-speed internet subscribers	++
		75) PC-owned household ratio	--
	3-2 information infra	76) on-line applicable civil complaints	-
		77) R&D expenditure to GDP	++

2 SD Performance in ROK (2nd NSSD)

2.4 | UN SDSN, SDG Index and Dashboard Report 2018

- Consider 193 UN member countries
- 88 global indicators and 111 indicators for the Dashboard for OECD countries.

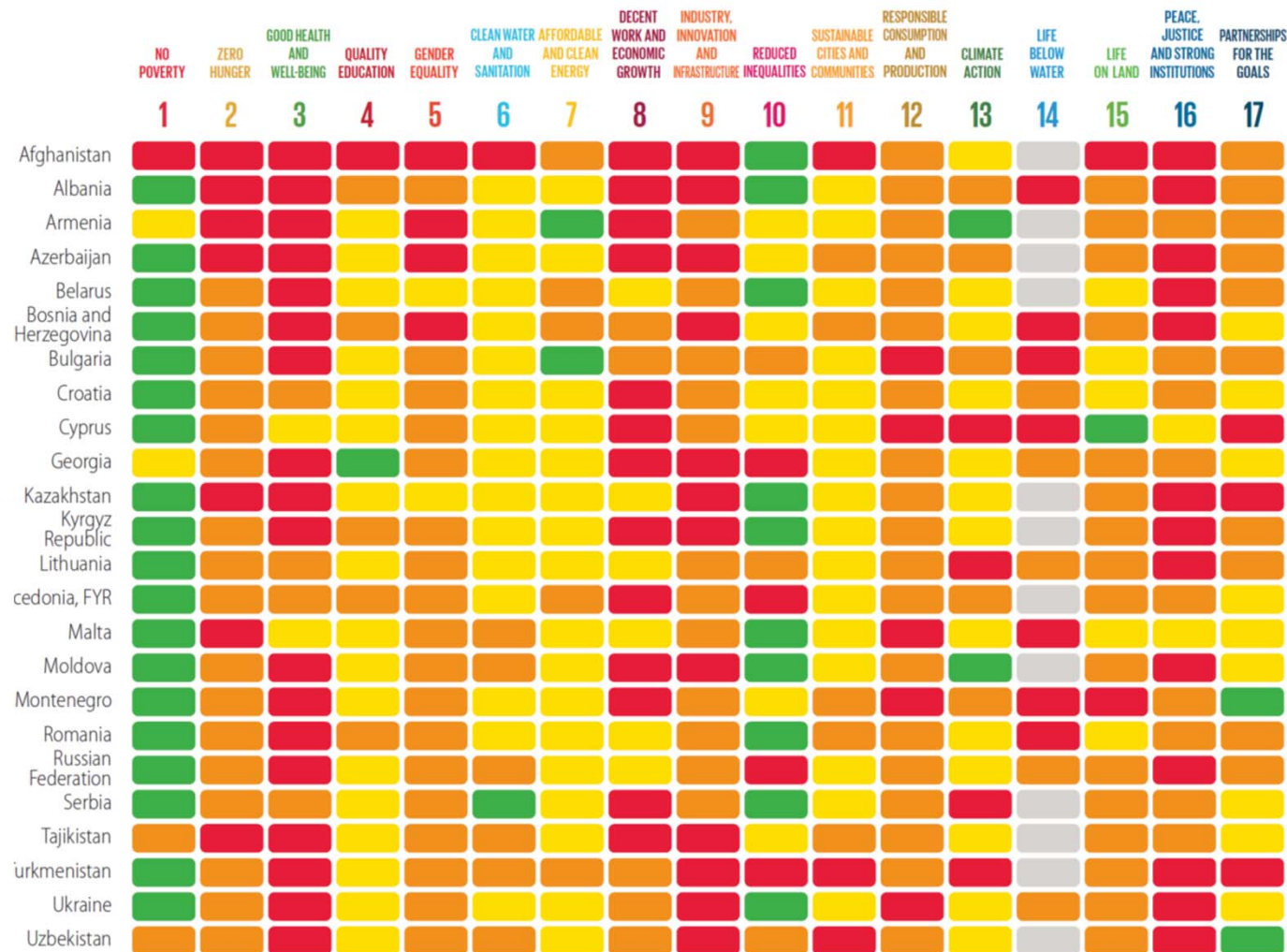


Source: Sachs et al., 2018, SDG Index and Dashboard Report 2019, pp104.

2 SD Performance in ROK (2nd NSSD)

2.4 | UN SDSN, SDG Index and Dashboard Report 2018

- East Europe and Central Asia

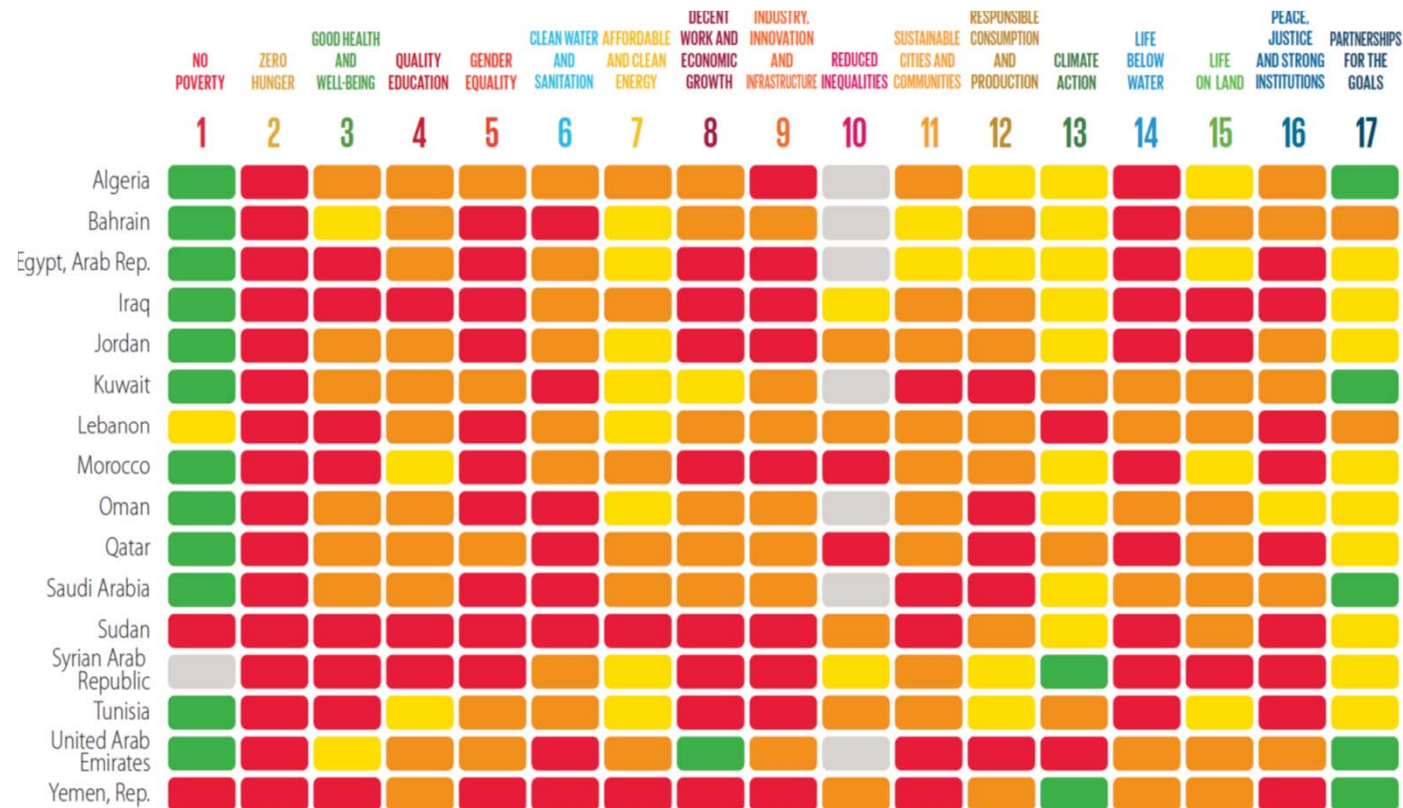


Source: Sachs et al., 2018, SDG Index and Dashboard Report 2019, pp104.

2 SD Performance in ROK (2nd NSSD)

2.4 | UN SDSN, SDG Index and Dashboard Report 2018

- Middle East and North Africa



2 SD Performance in ROK (2nd NSSD)

- SD average score: 77.4
- SD ranking: 19 out of 156 countries

▼ CURRENT ASSESSMENT – SDG DASHBOARD



▼ SDG TRENDS



Notes: The full title of Goal 2 "Zero Hunger" is "End hunger, achieve food security and improved nutrition and promote sustainable agriculture".
The full title of each SDG is available here: <https://sustainabledevelopment.un.org/topics/sustainabledevelopmentgoals>

Source: Sachs et al., 2018, SDG Index and Dashboard Report 2019, pp104.

3 3rd NSSD in ROK

3.1 | Main Structure



Vision Harmonious Development of Environment, Society and Economy		
Goals	Strategies	Tasks
1. Health Land and Environment	<ul style="list-style-type: none"> 1-1. High quality environmental service, 1-2. Value increase of ecosystem services, 1-3. Clean Water and Efficient Management 	10
2. Integrated Safe Society	<ul style="list-style-type: none"> 2-1. Socio-economic integration and gender equality, 2-2. Reduction of regional disparity, 2-3. Strengthening of preventive health services, 2-4. Expansion of safety infrastructure 	16
3. Inclusive Innovative Society	<ul style="list-style-type: none"> 3-1. Inclusive growth and high-quality jobs, 3-2. Eco-friendly circular economy, 3-3. Formation of sustainable and safe energy system 	12
4. Globally Responsible Country	<ul style="list-style-type: none"> 4-1. Partnership strengthening for 2030 sustainable development agenda, 4-2. Active response on climate change, 4-3. Cooperation strengthening in environment in Northeast Asia 	8

3 3rd NSSD in ROK

3.2 | SDGs and 14 strategies in the 3rd NSSD

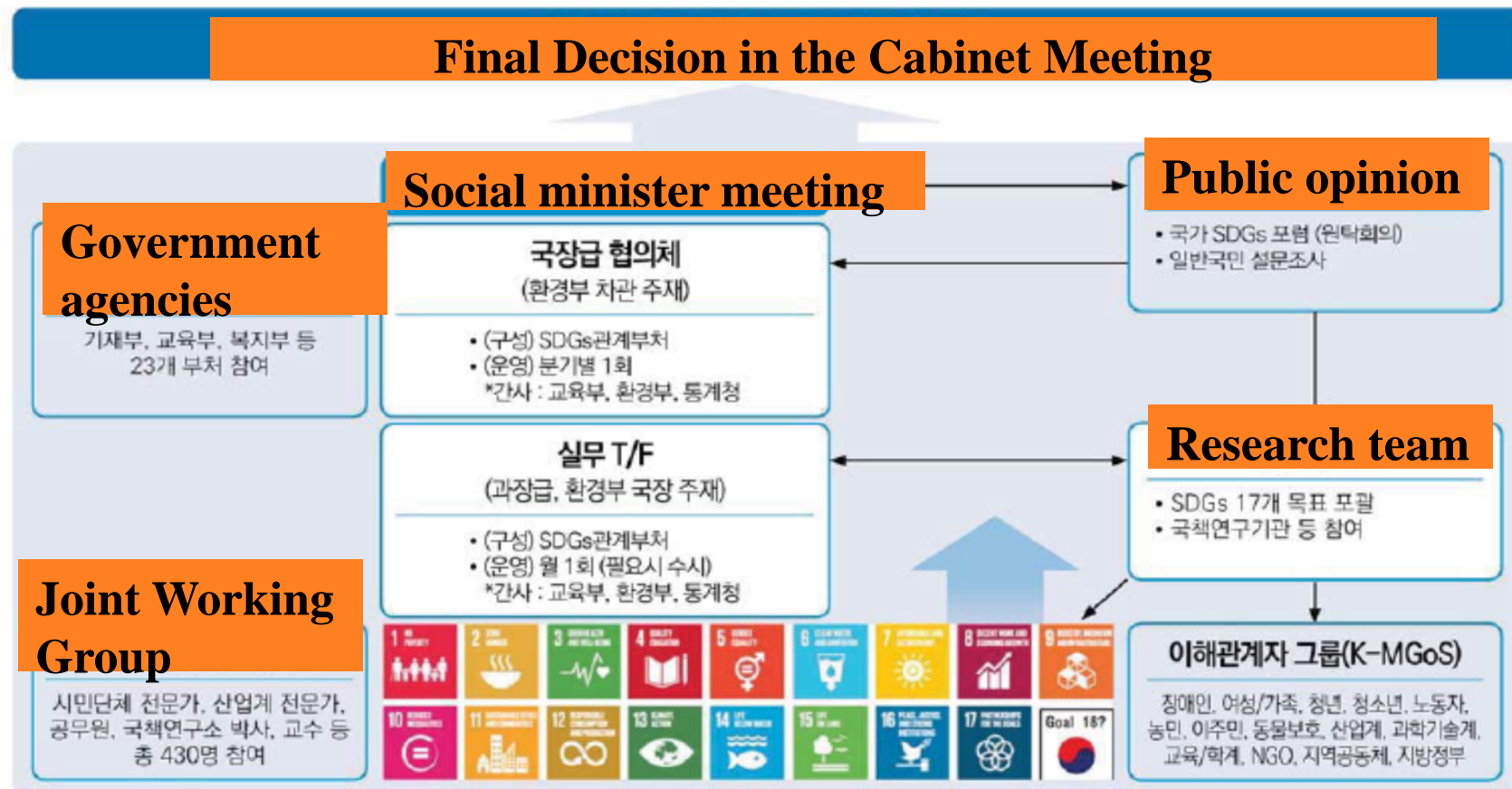


Goals	14 strategies
Goal 1: no poverty	2-1
Goal 2: no hunger	2-2 & 2-3:
Goal 3: good health	2-3
Goal 4: quality education	2-1
Goal 5: gender equality	2-1
Goal 6: clean water and sanitation	1-3
Goal 7: renewable energy	3-3
Goal 8: good jobs and economic growth	3-1
Goal 9: industry, innovation and infrastructure	3-1
Goal 10: reduced inequalities	2-1
Goal 11: sustainable cities and communities	1-1 & 2-4
Goal 12: responsible consumption	3-2
Goal 13: climate action	4-2
Goal 14: life below water	1-2
Goal 15: life on land	1-2
Goal 16: peace and justice	Strengthening implementation infrastructure of SD
Goal 17: partnerships for the goals	4-1 & 4-3
Total	

4 K-SDGs

4.1 | Institutional Framework for K-SDGs

- In 2018, the Korean government initiated the K-sustainable development goals (K-SDGs)



4 K-SDGs

4.1 | Institutional Framework for K-SDGs



- Joint Working Group (Private, public and academia)

SDGs	total	1,10	2	3	4	5	6	7, 13	8, 9	11	12	14	15	16	17
total	192	8	10	10	18	10	11	28	18	11	21	11	12	11	13
Private	87	4	4	6	8	3	5	14	8	7	10	11	12	11	13
Public	72	3	3	3	7	6	4	10	5	2	10	6	5	2	6
acade mia	33	1	3	1	3	1	2	4	5	2	1	2	2	4	2

4 K-SDGs

3.1 | Institutional Framework for K-SDGs

- 2018. 5-: K-MGos (Korea-Major Groups and Other Stakeholders)
 - Review Draft version reported by the working group
 - Submit their position through collecting the public opinion (multi-stake holders)
 - Total 14 groups with 132 teams

SDGs	total	women	teenager	farmer	laborer	industry	NGO	S&T	Local gov.	academia	disability	Local co.	immigrants	An. welfare	youth
total	132	13	4	3	6	7	27	3	13	11	21	11	12	11	13
Institutions	90	8	3	3	3	7	17	3	4	4	17	12	2	2	5
Public	42	5	1	0	3	0	10	0	9	7	2	4	1	0	9

Source: Related Government Agencies (2018. 7. 27)

4 K-SDGs

4.1 | Institutional Framework for K-SDGs



- K-SDGs Targets and Indicators

SDGs	total	1	2	3	4	5	6	7	8	9	10	11	12	13	14	15	16	17
Targets	147	6	9	9	8	9	5	6	12	6	4	9	11	5	7	12	13	16
(new)	23	2	3	2	-	1	3	3	-	3	-	2	2	-	2	-	-	-
Indicators	265	12	13	22	16	25	10	8	12	8	4	17	13	10	10	25	39	21
(new)	33	4	7	7	3	6	6	4	-	6	-	5	2	-	3	-	39	-

4 K-SDGs

4.2 | UN SDGs and K-SDGs



- Removed SDGs indicators from K-SDGs
 - 1-1. eradicate extreme poverty on less than \$1.25 a day
 - 3-8. achieve universal health coverage
 - 6-5. implement integrated water resources management
 - 9-3. increases the access of small-scale industrial and other enterprises
 - 10-6. ensure enhanced representation and voice for developing countries
 - 9-c. significantly increase access to information and communication technology

4 K-SDGs

4.2 | UN SDGs and K-SDGs



- New Indicators to K-SDGs

- 2.3. increase income of farm households
- 3.1. enhanced management for chronic disease
- 3.8. preparation for low fertility and aging
- 6-3. improvement of water-cycle and vitalization of water re-usage
- 7-3. reduction of polluting materials in generation sector
- 7-4. expansion of eco-friendly cars
- 9-2. industrial diversification
- 12-8. increase of budget on environmental education
- 14-4. expansion of designated area of marine protected area



1) Need to identify challenges for the country and the world

- Dashboard: challenges SDGs 5, 12, 13, 15, 17 → challenges in trends: SDGs 13 and 15

2) Indicator Consistency?? : UN SDGs & K-SDGs

- UN SDGs : 17 targets with 244 indicators
- Country-specific SDGs, for example, K-SDGs
- Necessary to add country-specific indicators to manage its own stage of SD.
- Necessary to compare the level of SD with common indicators
- Need to construct own SDGs but without removing original UN SDGs.

3) Find own SD status and relative global position of our SDGs to compare the status across countries