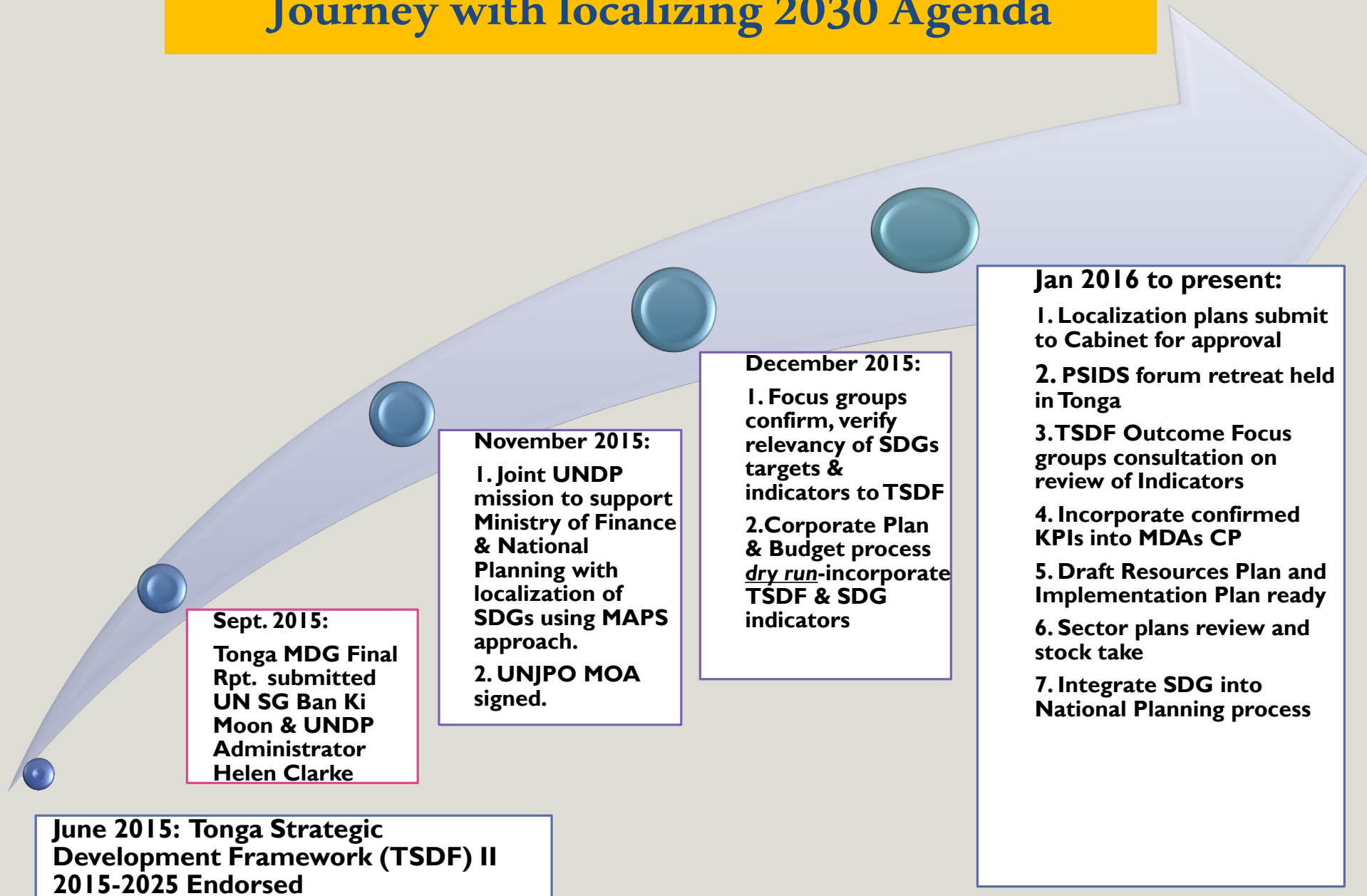


# TONGA'S SDG IMPLEMENTATION PROGRESS



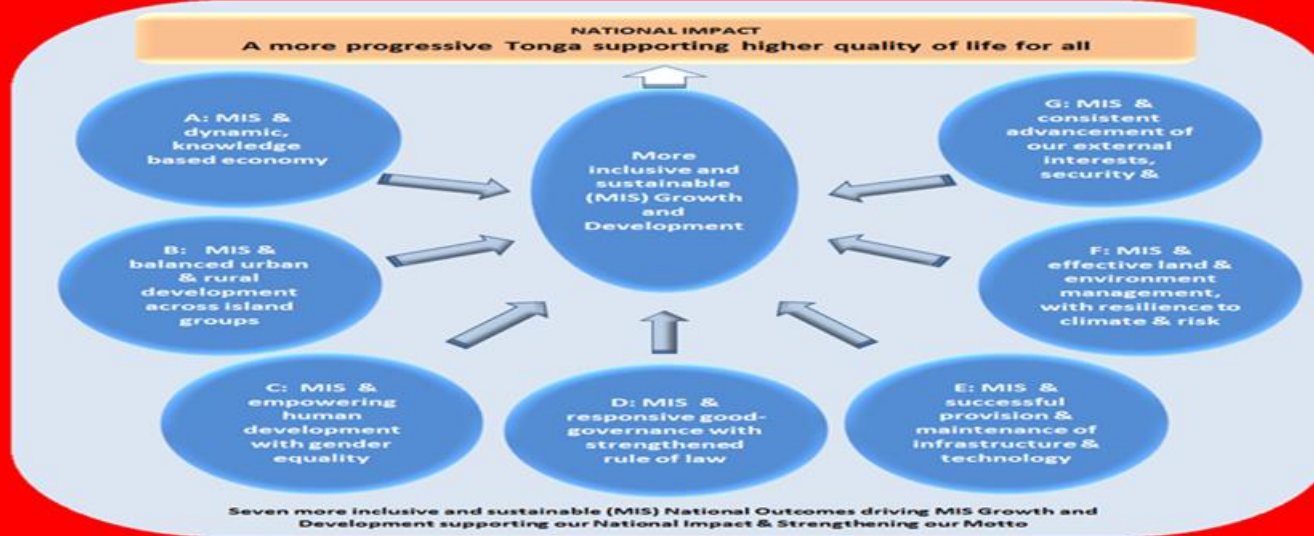
# Journey with localizing 2030 Agenda



# TSDF 2015-2025 RESULT FRAMEWORK

## The TSDF Vision

God and Tonga are My Inheritance



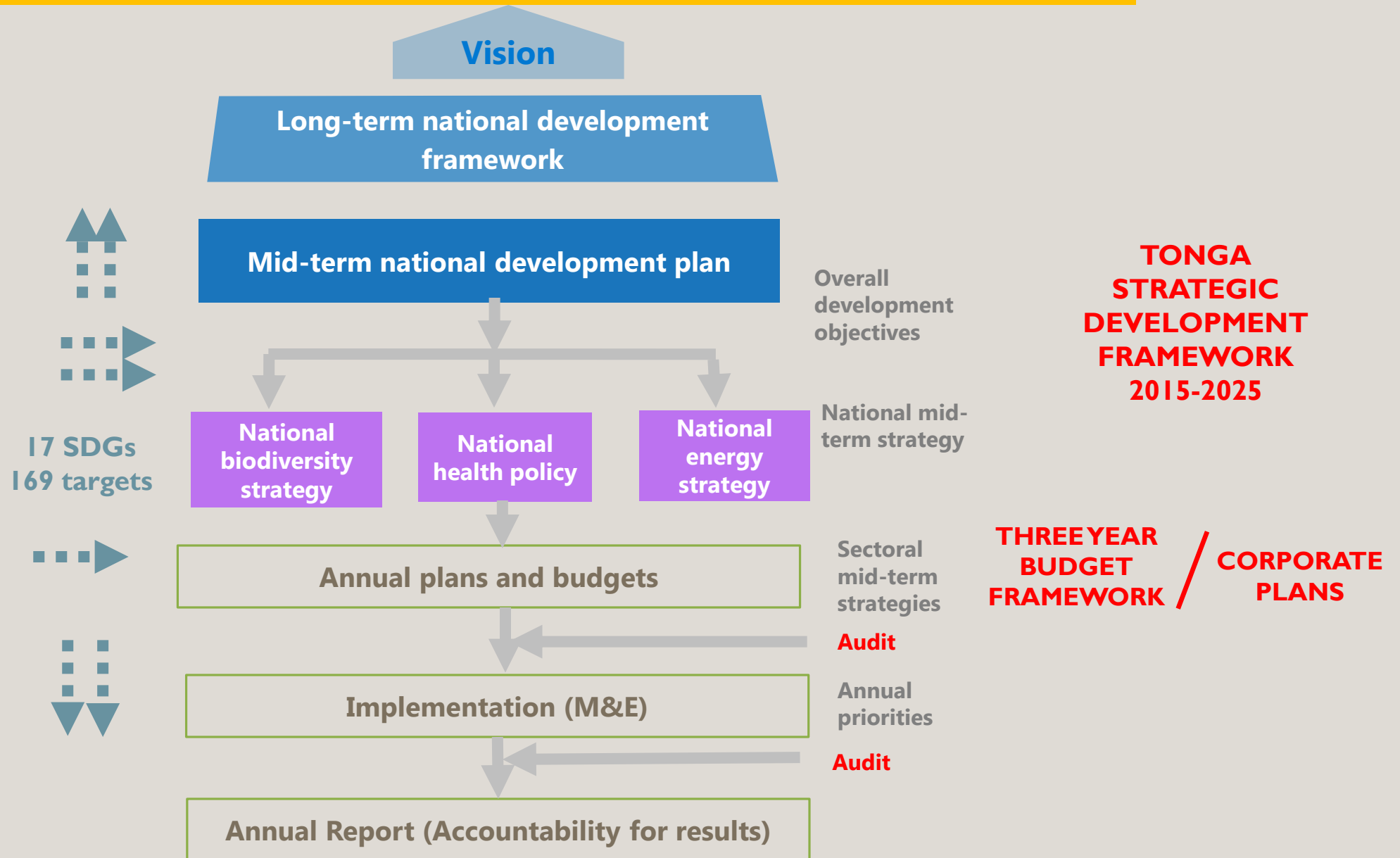
### Results Framework



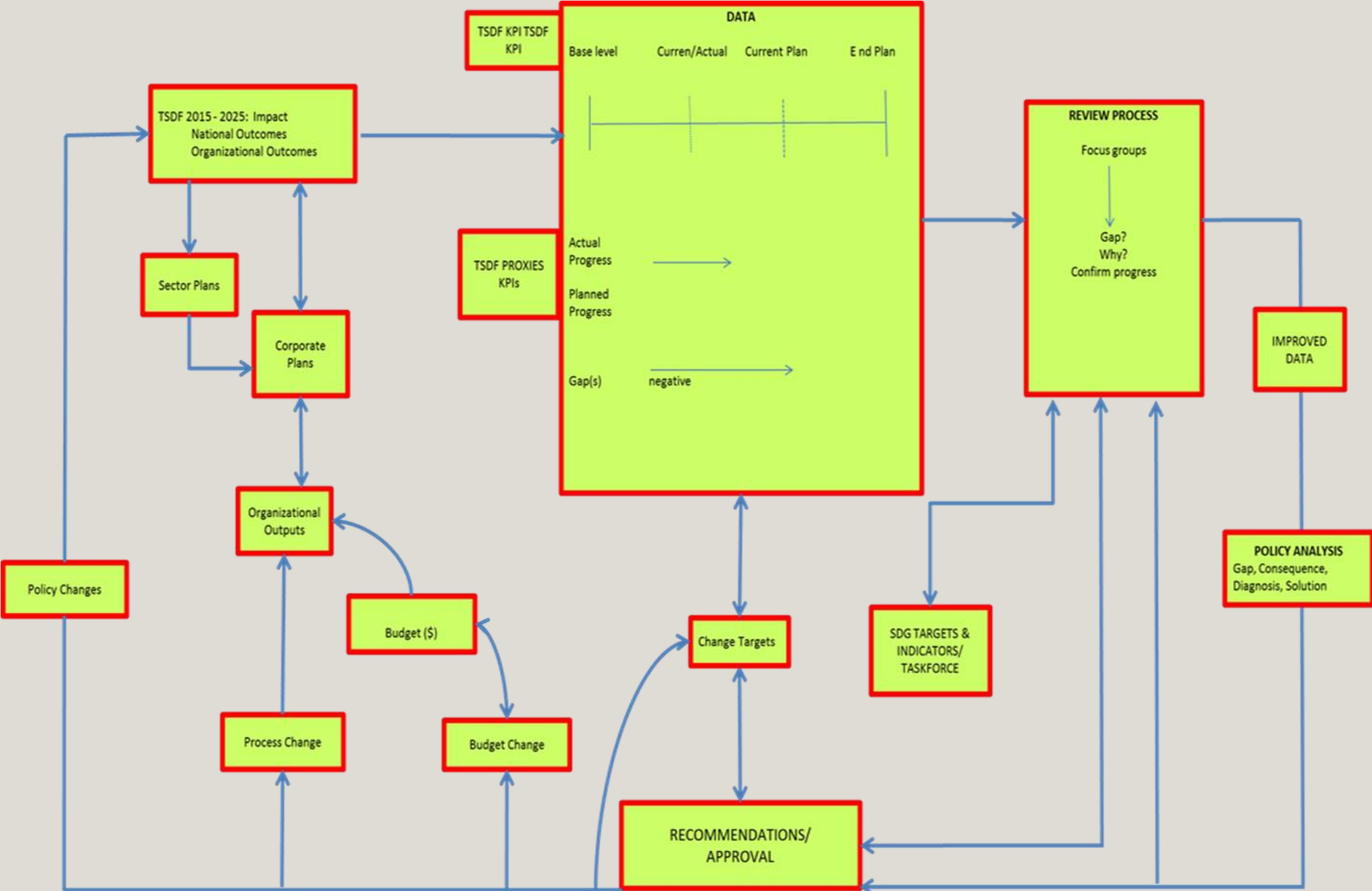
Monitoring & Evaluation  
at  
All Levels

Tonga Strategic Development Framework II 2015-2025	Sustainable Development Goals (2015 - 2030)
<b>A. More inclusive, sustainable and dynamic, knowledge based economy</b>	<b>Goal 8</b> à Promote sustained, inclusive and sustainable economic growth, full and productive employment and decent work for all; <b>Goal 10</b> à Reduce inequality within and among countries; <b>Goal 1</b> à End poverty in all its forms everywhere <b>Goal 2</b> à End hunger, achieve food security and improved nutrition and promote sustainable agriculture
<b>B. More inclusive, sustainable and balanced urban &amp; rural development across island groups</b>	<b>Goal 11</b> à Make cities and human settlements inclusive, safe, resilient and sustainable
<b>C. More inclusive, sustainable and empowering human development with gender equality</b>	<b>Goal 3</b> à Ensure healthy lives and promote well-being for all at all ages <b>Goal 4</b> à Ensure inclusive and equitable quality education promote lifelong learning opportunities for all <b>Goal 5</b> à Achieve gender equality and empower all women and girls; <b>Goal 10</b> à Reduce inequality within and among countries
<b>D. More inclusive, sustainable and responsive good-governance</b>	<b>Goal 16</b> à Promote peaceful and inclusive societies for sustainable development, provide access to justice for all and build effective, accountable and inclusive institutions at all levels
<b>E. More inclusive, sustainable and successful provision and maintenance of infrastructure</b>	<b>Goal 9</b> à Build resilient infrastructure, promote inclusive and sustainable industrialization and foster innovation
<b>F. More inclusive, sustainable and effective land &amp; environment management and resilience to climate &amp; risk</b>	<b>Goal 12</b> à Ensure sustainable consumption and production patterns <b>Goal 13</b> à Take urgent action to combat climate change and its impacts; <b>Goal 14</b> à Conserve and sustainably use the oceans, seas and marine resources for sustainable development; <b>Goal 15</b> à Protect, restore and promote sustainable use of terrestrial ecosystems, sustainably manage forests, combat desertification, and halt and reverse land degradation and halt biodiversity loss; <b>Goal 6</b> à Ensure availability and sustainable management of water and sanitation for all <b>Goal 7</b> à Ensure access to affordable, reliable, sustainable and modern energy for all
<b>G. More inclusive, sustainable and consistent advancement of our external interests, security and Sovereignty</b>	<b>Goal 17</b> à Strengthen the means of implementation and revitalize the Global Partnership for Sustainable Development

# Integrating SDGs into Planning, Budgeting & Reporting



# M&E PROCESS



## o Institutional/coordination effectiveness

### **National Planning Team**

- SDGs have been institutionalized through Government CPs
- Using a sector approach.
- Focal point in line ministries; all planners engaged.
- Tracker → indicators

### **Tonga Statistics Department for Data supply**

- Completed TSDS which anchors itself to TSDF
- TSDS principal aim: Strengthen and sustain NSS
- System that describes the interrelationships and workings of the public, government, and some private organizations that produce, provide and use statistics and statistical information. Tertiary and research institutions included.
- Eg. Disability uses Geo-coding to map locations of vulnerable households which is useful for disaster response teams

### **VNR working group**

- PMO, MoFA, Statistics Department and UN

### **Needs identified:**

- An live unified system available to all actors working towards achieving the goal
  - Dashboard

**SDG and TSD II Indicators**

Type of Indicator	Goals/Indicators	Frequency	Compiler	Primary Data Source	Primary Point of Contact	2009	2010	2011	2012	2013	2014	2015	2016	Comments
<b>Goal 2. End hunger, achieve food security and improved nutrition and promote sustainable agriculture</b>														
SDG	2.1.1 Prevalence of undernourishment		DOS & MOH	DHS; HIS (Health Information System)										
SDG	2.2.1 Prevalence of stunting (height for age <-2 standard deviation from the median of the World Health Organization (WHO) Child Growth Standards) among children under 5 years of age	MOH-annual; DOS-5 years	DOS & MOH	DHS; HIS (Health Information System)										
SDG	2.2.2 Prevalence of malnutrition (weight for height >+2 or <-2 standard deviation from the median of the WHO Child Growth Standards) among children under 5, disaggregated by type (wasting and overweight)	MOH-annual; DOS-5 years	DOS, MOH	DHS & HIS										
<b>Goal 3. Ensure healthy lives and promote well-being for all at all ages</b>														
TSD II	Immunisation coverage					99.5	99.6	99.5	99.8	99.8	99.5	99.8	99.7	
TSD II	Infant mortality rate per 1,000 live births					14.5	16.7	15.2	12	9.5	10.9	10.3	7.4	
TSD II	Maternal mortality rate per 100,000 live births		MOH, Dept of Statistics	DHS, HIS		114.4	37.1	0	77.5	76.2	0	35	0	
TSD II	Mortality rates from Non-communicable diseases for men (diabetes, high blood pressure, heart attack etc)		MOH, Dept of Statistics	Census, HIS										
TSD II	Mortality rates from Non-communicable diseases for women (diabetes, high blood pressure, heart attack etc)		MOH, Dept of Statistics	Census, HIS										
SDG	3.1.1 Maternal deaths per 100,000 live births		MOH, Dept of Statistics	STEPS, HIS		114.4	37.1	0	77.5	76.2	0	35	0	
SDG	3.1.2 Proportion of births attended by skilled health personnel		MOH, Dept of Statistics	STEPS, HIS		98.1	99	98						
SDG	3.2.1 Under-5 mortality rate (deaths per 1,000 live births)	Annual	MOH	MOH		22.4	19.7	12.6	14.3	10.7	13.5	13.3	20	
SDG	3.2.2 Neonatal mortality rate (deaths per 1,000 live births)	Annual	MOH	MOH		27	18	16					6	
	3.3.1 Number of new HIV infections per 1,000 uninfected population (by age group, sex and key populations)	Census-five year; MOH-		DOS, MOH, MOI-Vital		1	1							



- **Data gap activities**

- First “Reality Check” analysis identified 69 indicators
- Second Reality Check planned for Quarter 1, 2019

THANK YOU