

# Logistics Performance Index: A Thai perspective



**Ruth Banomyong (PhD)**  
**Centre for Logistics Research**  
**Thammasat University**



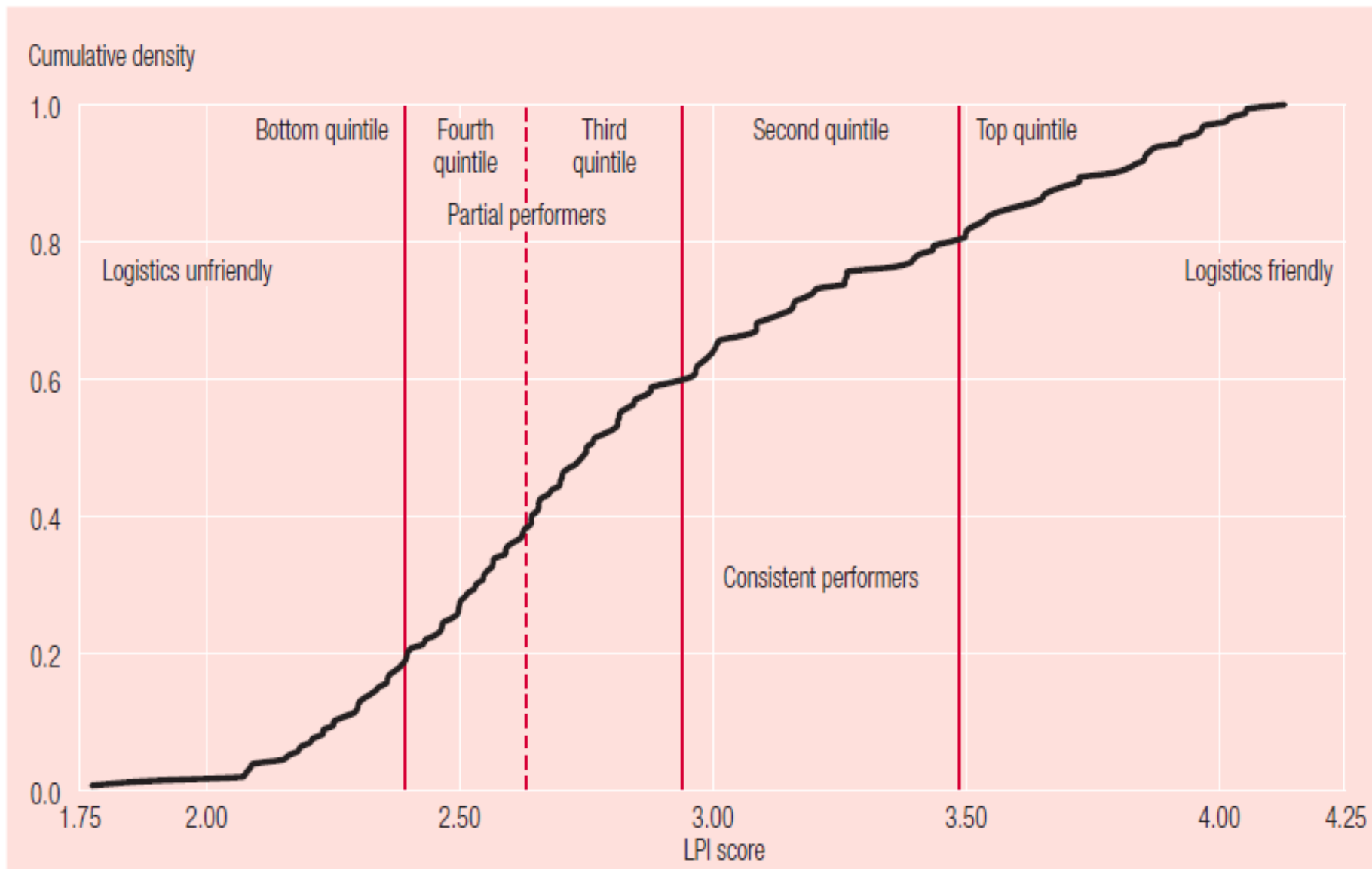
*[ruth@banomyong.com](mailto:ruth@banomyong.com)*

# Thailand's WB LPI score & rank

Thailand (LPI)	2007	2010	2012	2014
Score	3.31	3.29	3.18	3.43
Rank	31	35	38	35

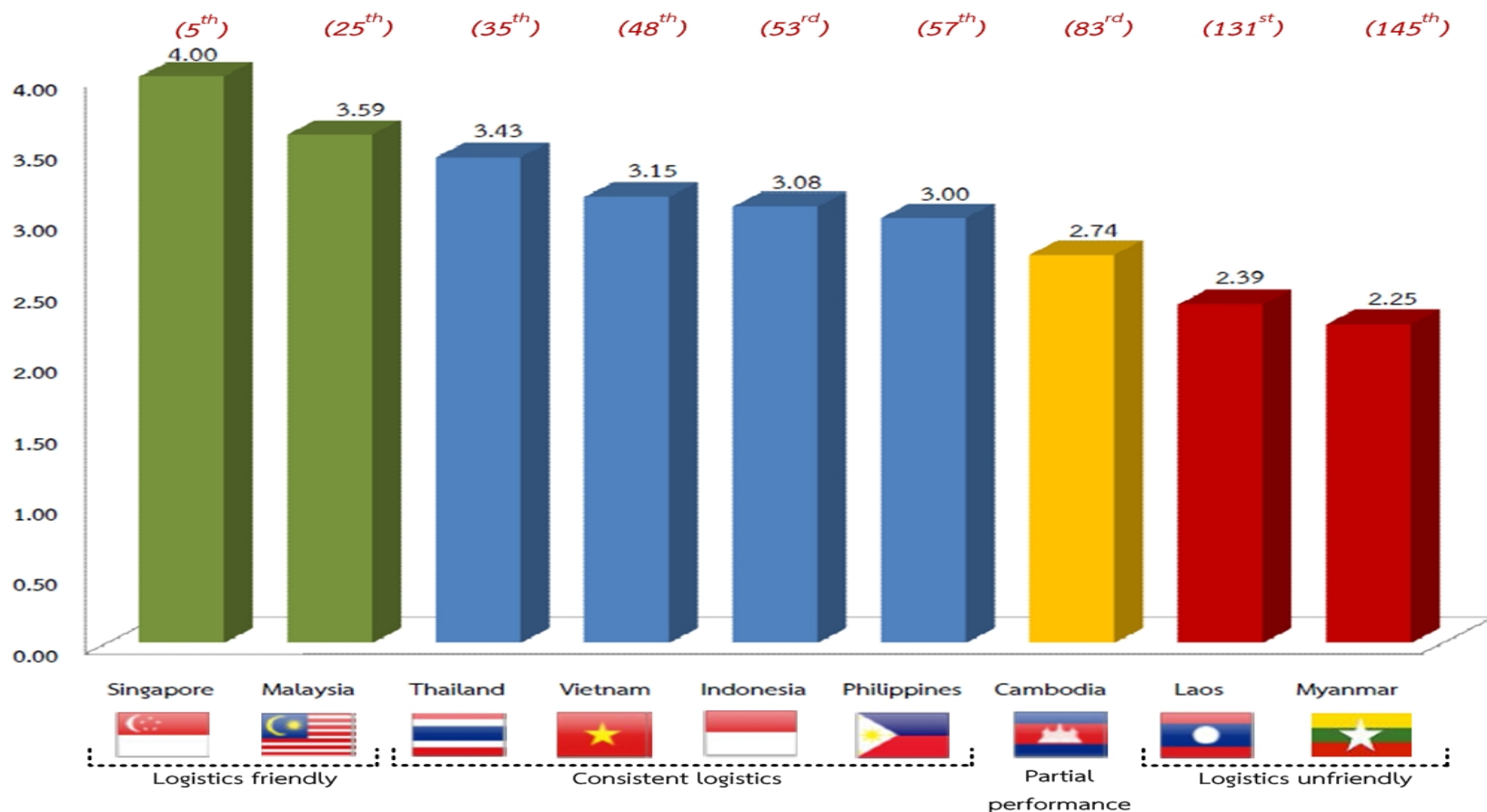
## Note:

- Different time period so comparison not really adequate
- The 2011 floods also affected the perception of respondents on Thailand's logistics capability
- The 2013 protest in Thailand does not seem to have affected perception



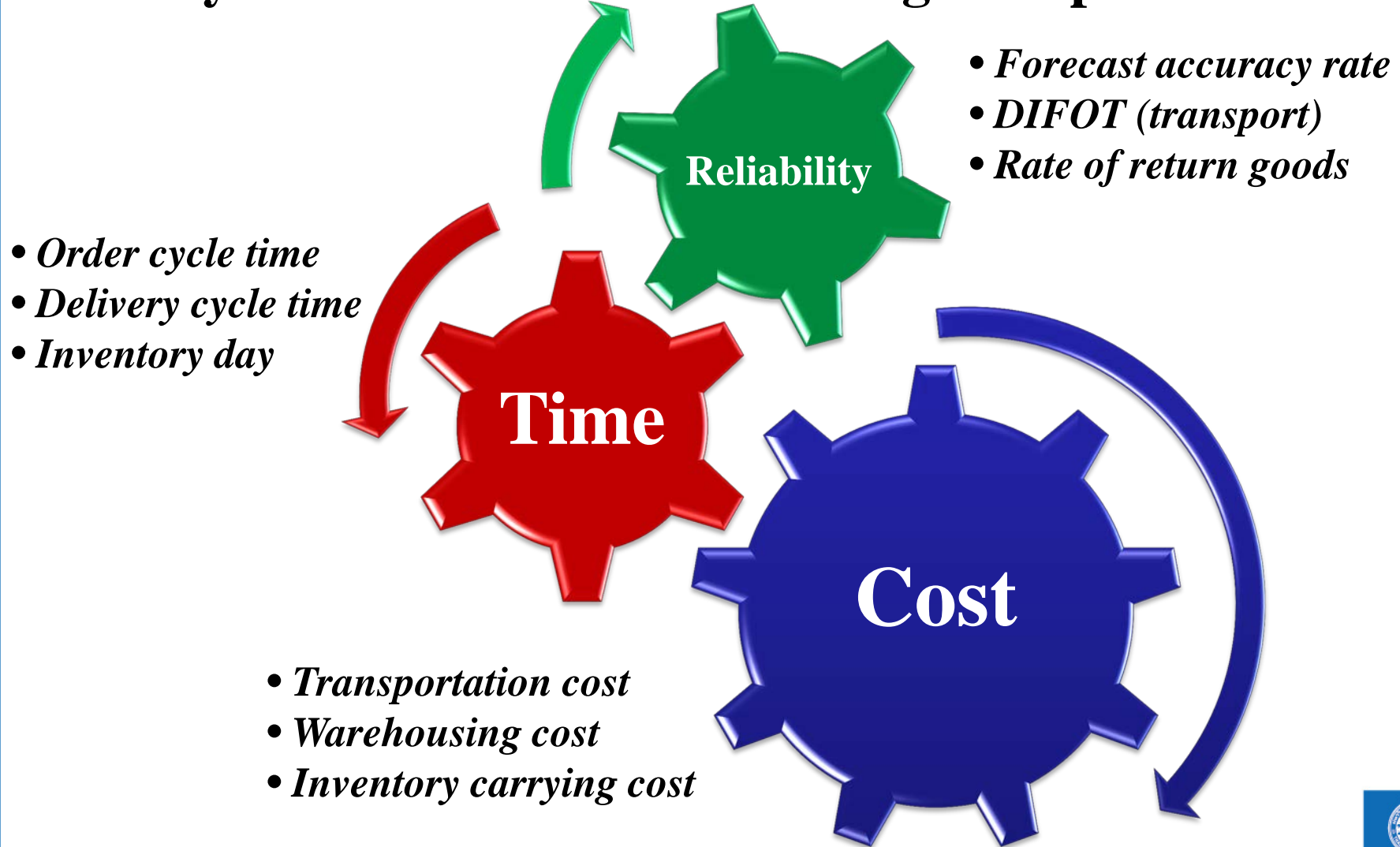
Source: WB LPI 2014

Typology	LPI Score	ASEAN countries
logistics friendly	3.50 - 5.00	Singapore Malaysia
consistent performers	2.95 - 3.49	Thailand Philippines Vietnam Indonesia
partial performers	2.40 - 2.94	Cambodia
logistics unfriendly	0.00 - 2.39	Laos Myanmar



# Logistics Performance Measurement Framework in Thailand

9 key KPIs can reflect overall logistics performance



# A Composite Performance Index (2012)

ISIC	Industry	Score
15	food products and beverages	2.65
17	textiles	2.63
18	wearing apparel; dressing and dyeing of fur	2.80
21	paper and paper products	2.64
23	coke, refined petroleum products and nuclear fuel	2.56
24	chemicals and chemical products	2.58
25	rubber and plastics products	2.70
26	other non-metallic mineral products	2.52
27	basic metals	2.73
29	machinery and equipment not elsewhere classified	2.66
32	radio, television and communication equipment and apparatus	2.79
34	motor vehicles, trailers and semi-trailers	2.61
35	other transport equipment	2.68
36	furniture; manufacturing not elsewhere classified	2.83
	<b>Average</b>	<b>2.67</b>

# Comparing against the WB's 2014 LPI

2010; 200 companies

3.45

2011; 603 companies

3.22

