



PROPOSED PHILIPPINE SDG INDICATORS DATA AND REPORTING FLOW

DIVINA GRACIA L. DEL PRADO
Philippine Statistics Authority

6th Session of the UNESCAP Committee on Statistics
18 October 2018
Bangkok, Thailand




Initial List of Philippine SDG Indicators

“Approving and Adopting the Initial List of Sustainable Development Goals for Monitoring in the Philippines” - PSA Board Resolution No. 09, Series of 2017

17
GOALS

97
TARGETS

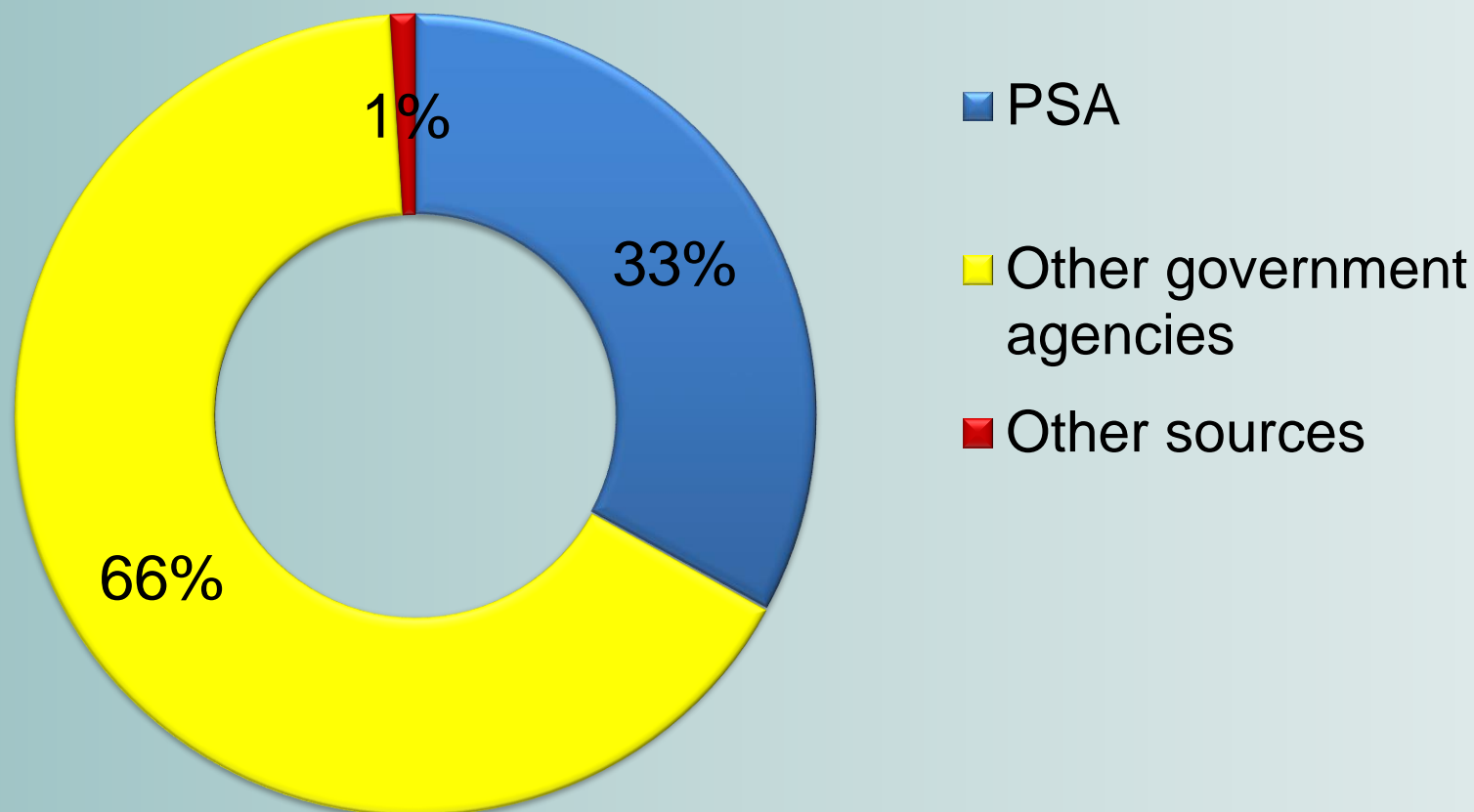
155
INDICATORS





Initial List of Philippine SDG Indicators

Distribution by Source Agency



Establishment of PSA SDG Team

Advisers

- National Statistician
- Deputy National Statistician
- Assistant National Statistician
- Director, SMU
- Director, ICU

Overall Coordinator

Technical Specialists on SDGs,
Poverty and Human Development Statistics Division

Members

• Sector Specialists for each Goal

Team Leader

- **Division Chief,**
Poverty and Human Development Statistics Division (PHDSD)

- PHDSD
- Social Development Statistics Division
- Crops Statistics Division
- Vital Statistics Division
- Expenditure Accounts Division
- Employment Demand Statistics Division
- Industry Statistics Division
- Price Statistics Division
- Labor Standards and Relations Statistics Division

- Demographic and Health Statistics Division
- Income and Employment Statistics Division
- Population and Housing Census Division
- Statistical Standards Division
- International Cooperation Unit
- Knowledge Management and Communications Division





Establishment of the Philippine SDG Indicators Focal Points (SDGIFP)

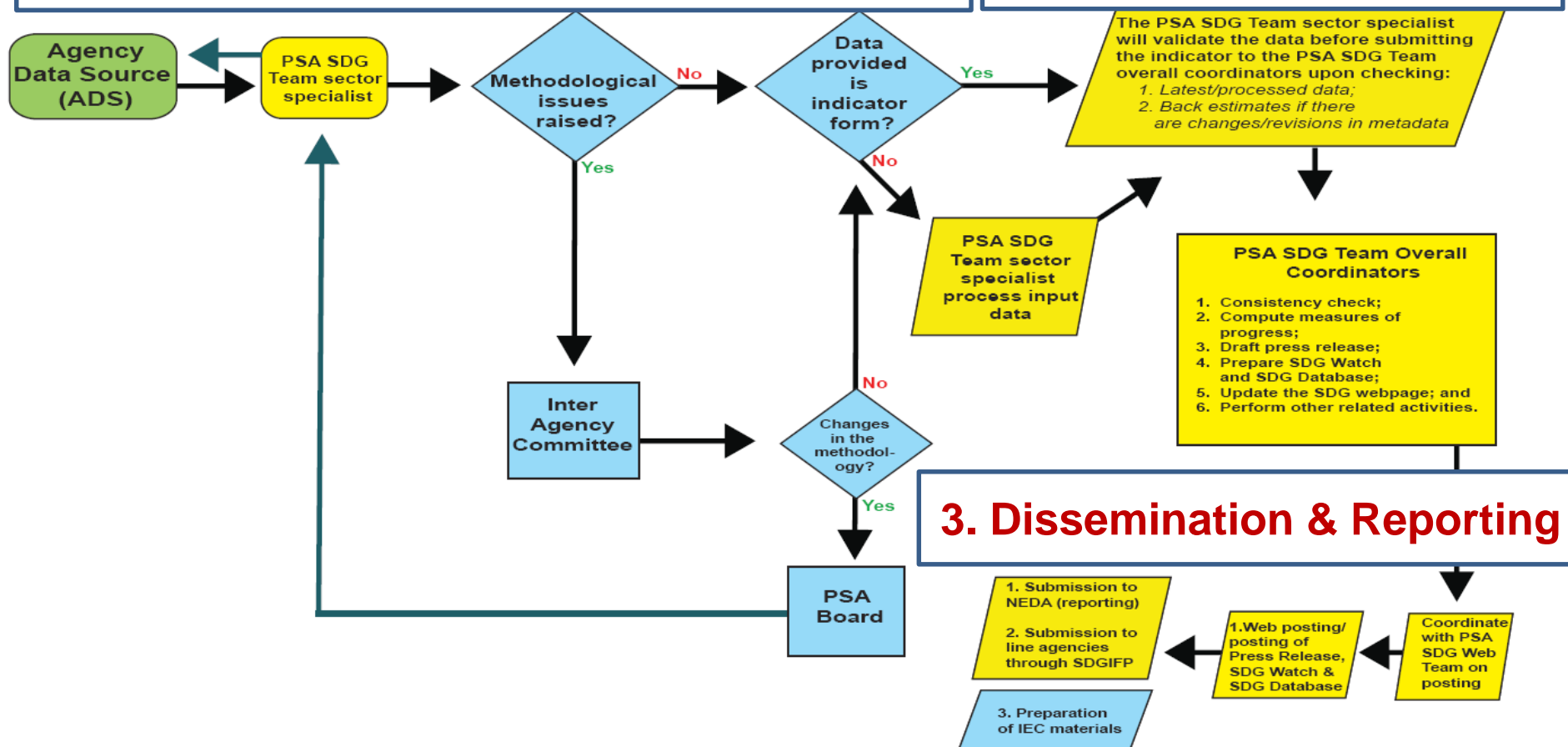
- ❑ Consists of permanent and alternate focal persons from **34 national government agencies**
- ❑ The SDGIFP plays a vital role in the **methodological developments** of SDG indicators and in the efficient **updating of the SDG Watch and Database**



Philippine SDG Indicators Data and Reporting Flow for the **Philippine Statistical System (PSS)**

1. Collection/Generation/Estimation

2. Validation/Compilation

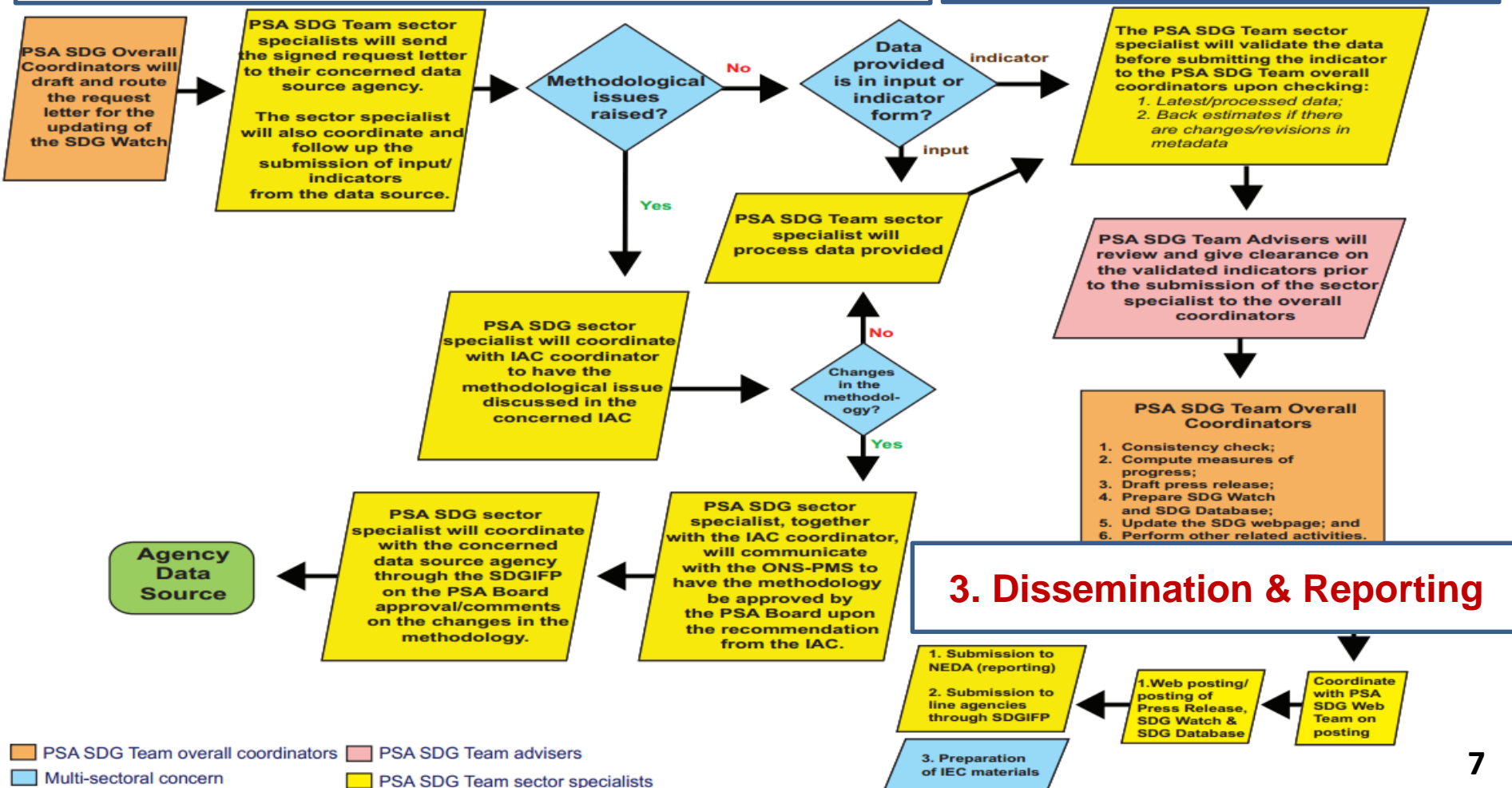




Philippine SDG Indicators Data and Reporting Flow for the **Philippine Statistics Authority (PSA)**

1. Collection/Generation/Estimation

2. Validation/Compilation



SDG Watch

GOAL 1

Download as [PDF](#).

PRELIMINARY
Submissions as of January 30, 2018

Goals/Targets/Indicators		Baseline		Data Source Agency
		Data	Year	
<div><div><div>1</div><div>NO POVERTY</div><div></div></div><div>GOAL 1. END POVERTY IN ALL ITS FORMS EVERYWHERE</div></div>				
target 1.1	By 2030, eradicate extreme poverty for all people everywhere, currently measured as people living on less than \$1.25 a day			
1.1.1	Proportion of population below the international poverty line, by sex, age, employment status and geographical location (urban/rural)	8.3	2015	World Development Indicators Database, World Bank
1.1.1.1	Proportion of employed population aged 15 to 24 years old living below the international poverty line of US\$1.90 per day			
	Female employed population	7.1	2015	
	Male employed population	13.9	2015	
1.1.1.2	Proportion of employed population aged 25 years old and over living below the international poverty line of US\$1.90 per day			
	Female employed population	7.1	2015	
	Male employed population	9.5	2015	

Menu

- [Main page](#)
- [About the SDGs](#)
- [The Philippine SDGs](#)
 - [Assessment of SDG Indicators](#)
 - [List of SDG Indicators for Initial Monitoring](#)
 - [Metadata](#)
 - [Baseline data](#)
 - [Resolutions](#)
 - [Events](#)
- [Global SDGs](#)
 - [List of SDG targets and Indicators](#)
 - [Metadata](#)
 - [SDG Reports](#)
 - [UN Statistics Division](#)
 - [UN ESCAP](#)
 - [ADB](#)





Thank You

sdg@psa.gov.ph

