Australian Census and Migrants Integrated Dataset (ACMID)

Dr Lev Makaev

Senior Data Engineer
National Migrant Statistics Unit

Australian Bureau of Statistics
Informing Australia's important decisions



Why link data on migrants?



- 26% were born overseas
- 49% of Australian born had at least one parent born overseas
- 21% spoke a language other than English at home
- Identified with over 300 separate Ancestries

Source: 2071.0 - Census of Population and Housing: Reflecting Australia - Stories from the Census, 2016

Australian Census and Migrants Integrated Dataset (ACMID), 2016

2016 CENSUS DATA

PERMANENT VISA HOLDERS



3417.0 - Understanding Migrant Outcomes - Insights from the Australian Census and Migrants Integrated Dataset, Australia, 2016
LATEST ISSUE Released at 11:30 AM (CANBERRA TIME) 18/07/2018

3417.0.55.001 - Microdata: Australian Census and Migrants Integrated Dataset, 2016 Quality Declaration
LATEST ISSUE Released at 11:30 AM (CANBERRA TIME) 18/07/2018

Visa Status by Year of Arrival

Visa stream	Arrived 2000-2016(a)
Skilled	1,146,302
Family	616,866
Humanitarian	***195,066***
Total(b)	**1,958,888**

Footnotes:
a) Up to 08/09/2016
b) Includes Other Permanent

Humanitarian - Refugee	Arrived 2000-2016(a)
Refugee (200)	74,724
In-Country Special Humanitarian (201)	1,912
Emergency Rescue (203)	60
Women at Risk (204)	11,975
Total	**88,673**

Humanitarian – Special Humanitarian Program	Arrived 2000-2016(a)
Other - Special Humanitarian (994)	39,893
Global Special Humanitarian (202)	64,595
Resolution of Status (Permanent) (851)	865
Total	**105,356**

Humanitarian – Other	Arrived 2000-2016(a)
Total	**1,042**

Source: Australian Census and Migrants Integrated Dataset, 2016

Humanitarian – Refugee, Year of Arrival by Age and Sex

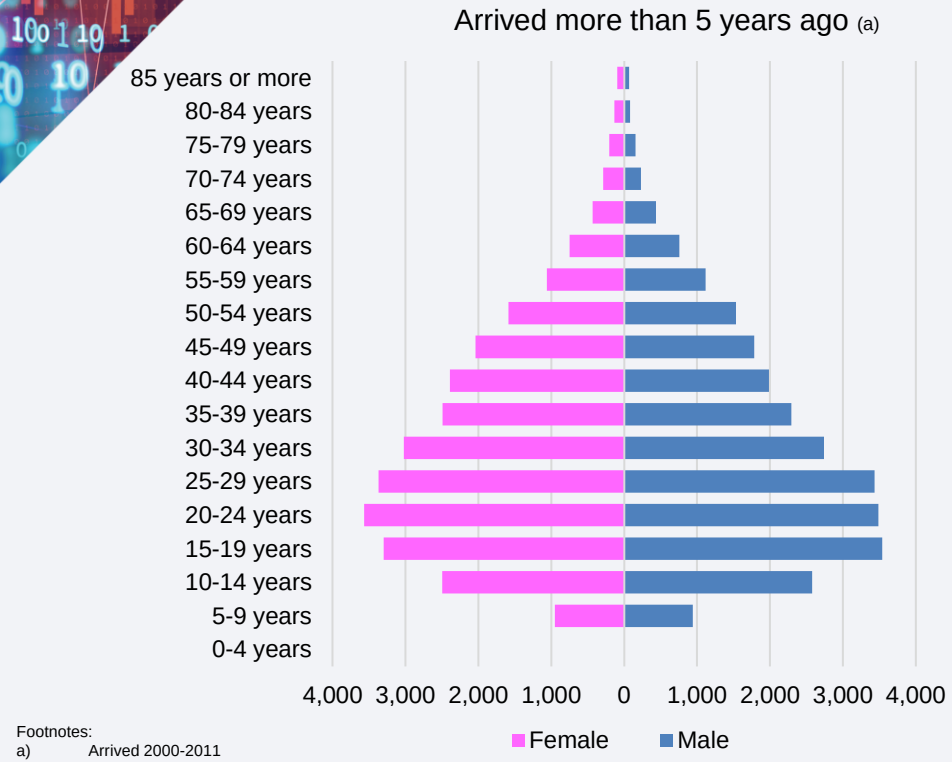

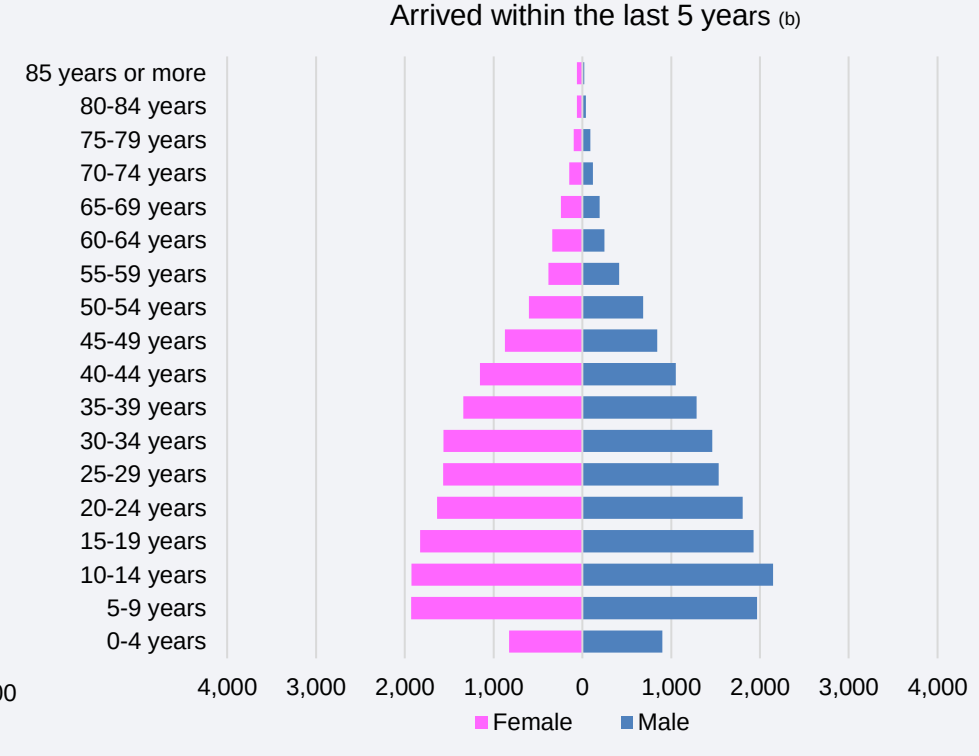

Footnotes:
a) Arrived 2000-2011
b) Arrived 2012- 9 August 2016

Source: Australian Census and Migrants Integrated Dataset, 2016

Humanitarian – Refugee, Year of Arrival, by Sex and English Proficiency

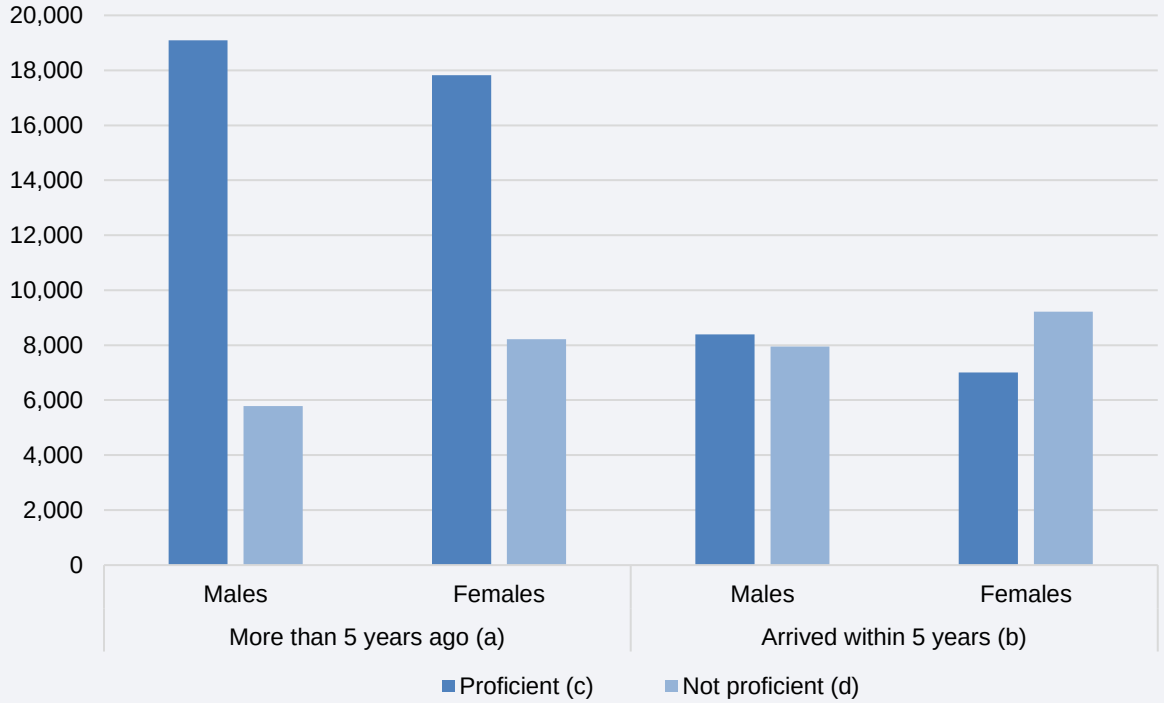

Footnotes:
Does not include Speaks English only.

a) Arrived 2000-2011
b) Arrived 2012- 9 August 2016
c) Includes Speaks a language other than English and speaks English very well and well
d) Includes Speaks a language other than English and speaks English Not well and Not at all

Source: Australian Census and Migrants Integrated Dataset, 2016

Humanitarian – Refugee, Year of Arrival by Labour Force Status

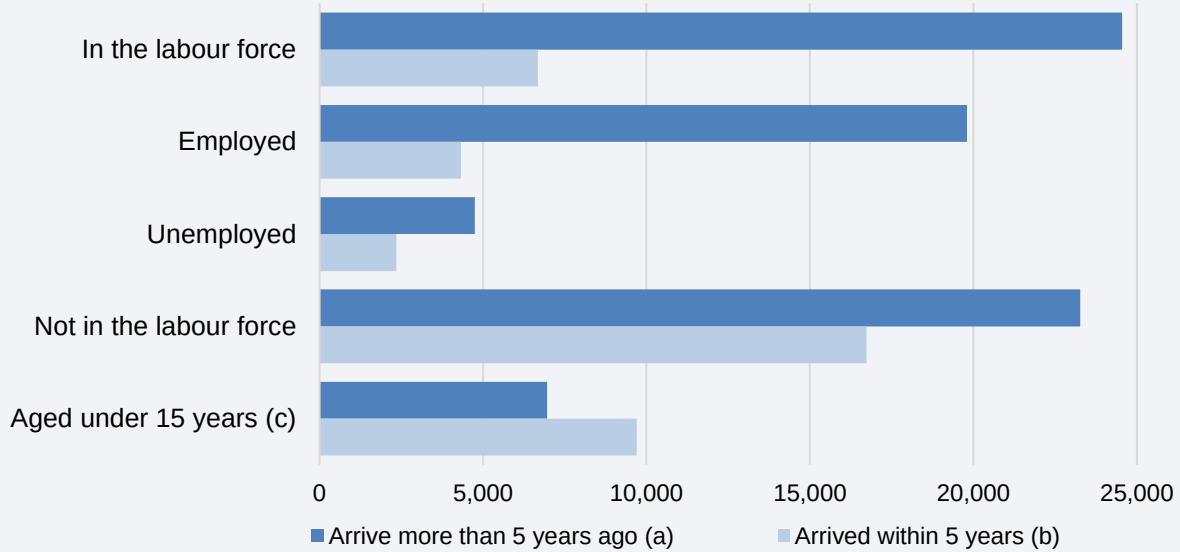

Footnotes:
a) Arrived 2000-2011
b) Arrived 2012- 9 August 2016
c) Pertains to people aged under 15 years and ineligible to participate in the labour force

Source: Australian Census and Migrants Integrated Dataset, 2016

Humanitarian – Refugee, Year of Arrival by Australian Citizenship Status

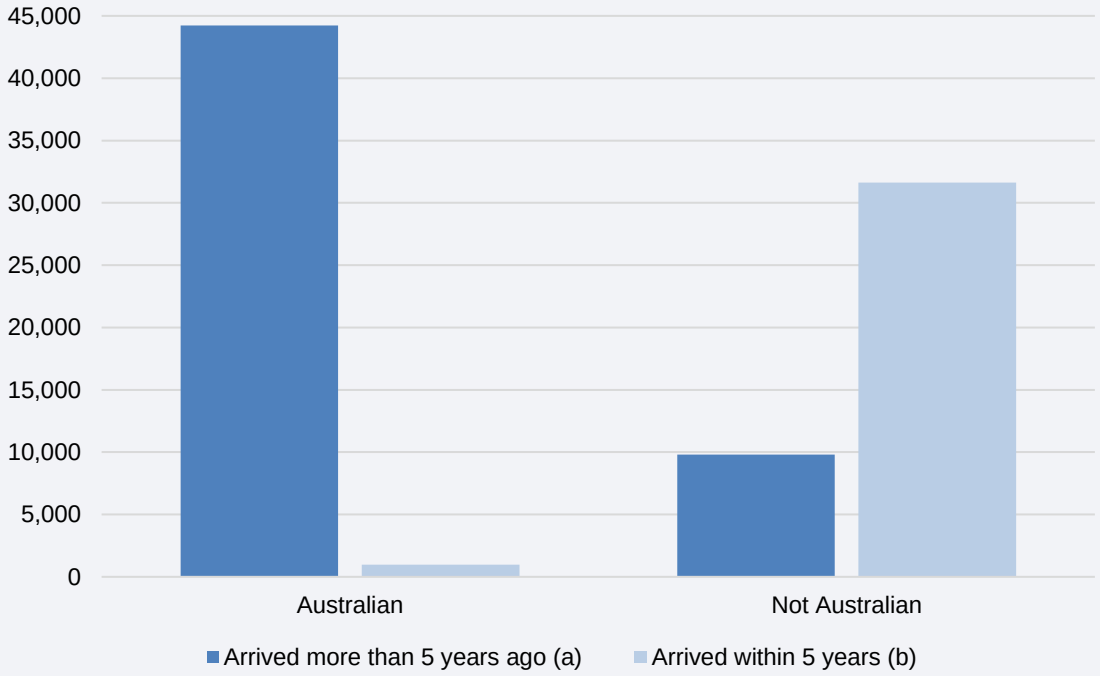

Footnotes:
a) Arrived 2000-2011
b) Arrived 2012- 9 August 2016

Source: Australian Census and Migrants Integrated Dataset, 2016

Most likely to be Australian citizens!

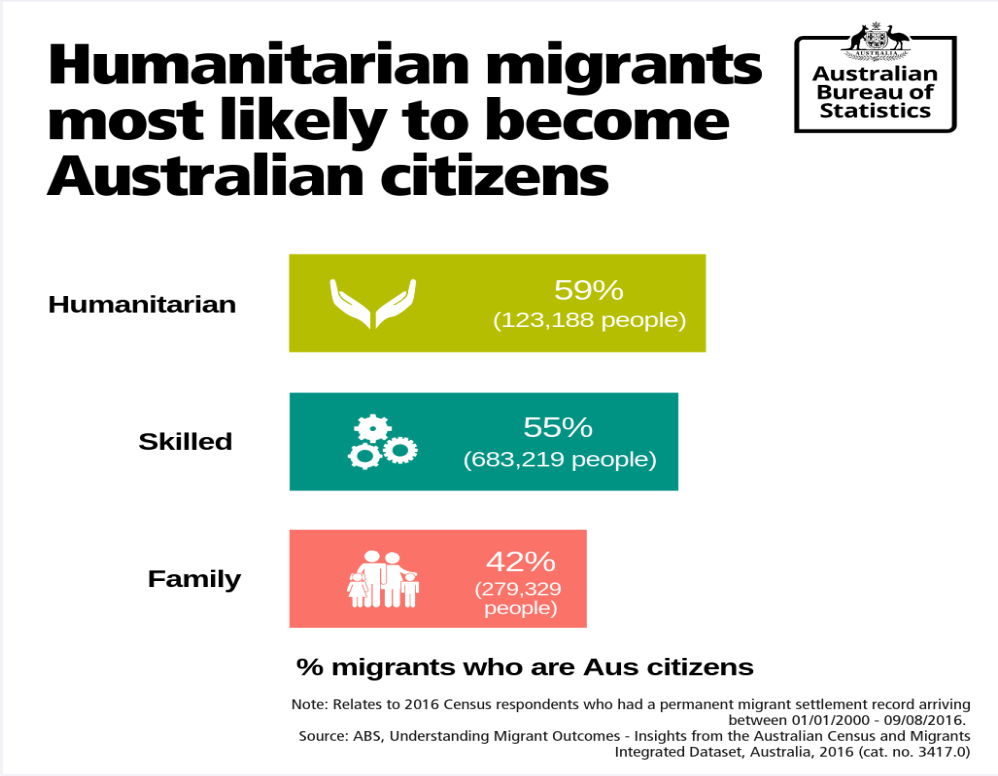

Humanitarian – Refugee, Year of Arrival by State/Territory of Usual Residence

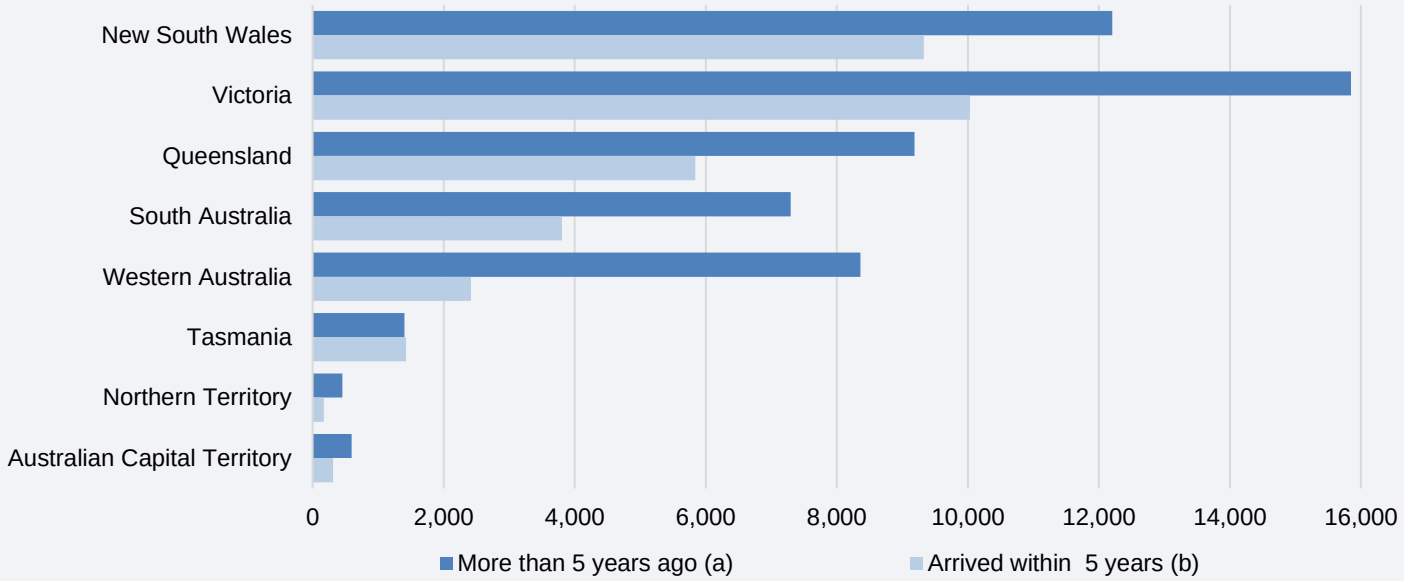

Footnotes:
a) Arrived 2000-2011
b) Arrived 2012- 9 August 2016

Source: Australian Census and Migrants Integrated Dataset, 2016

Humanitarian – Refugee, Year of Arrival by Top 15 Countries of Birth, South Australia

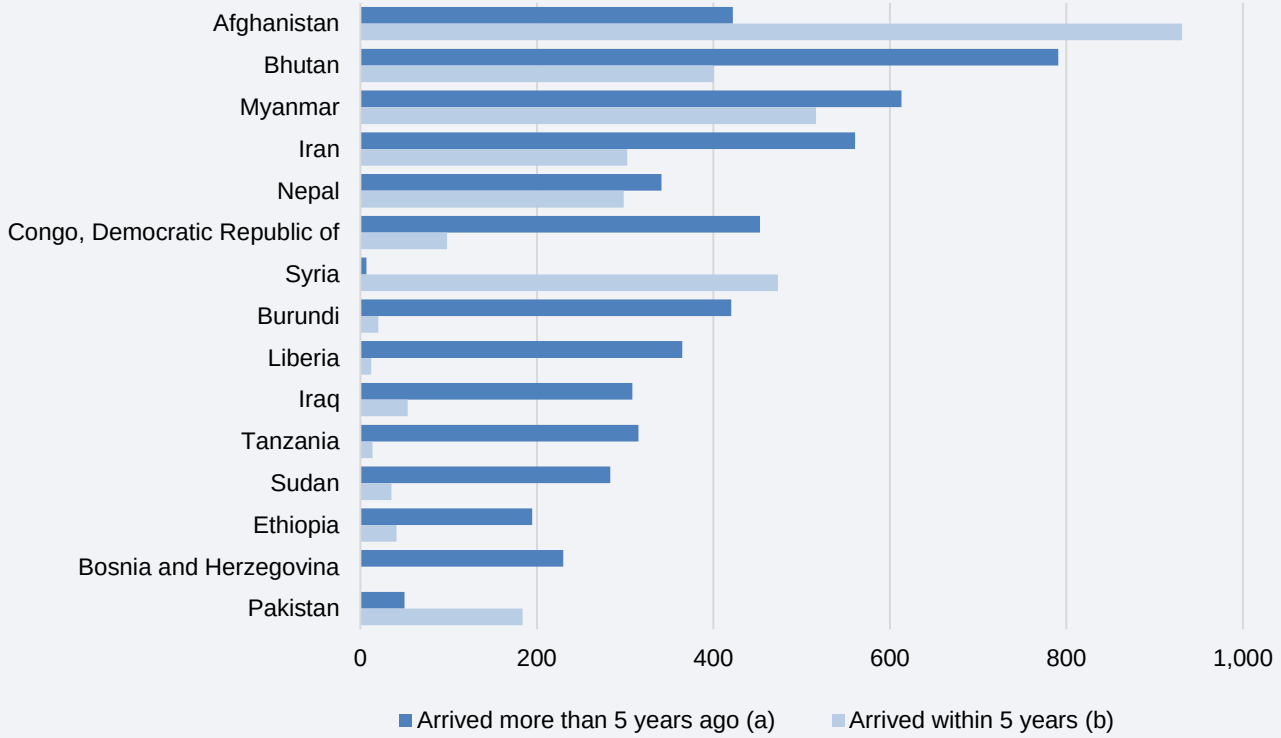

Footnotes:
a) Arrived 2000-2011
b) Arrived 2012- 9 August 2016

Source: Australian Census and Migrants Integrated Dataset, 2016

Australian Bureau of Statistics



Thank you.