



Regional Meeting on Renewing Road Safety Goals and Targets

28-29 July 2016, Seoul, Republic of Korea

Global and regional mandates and updates on road safety progress

Content

What is the presentation about?

- Road Safety: Regional status and situation
- Recent activities and initiatives in the region



Road Safety Situation

Road Safety Situation in Asia-Pacific

In Asia-Pacific region,
1 person is being **killed** on the road
in every **40 seconds**

More than 2,000 lives a day.
More than 15,000 lives a week.

Road Safety Situation

Global Mandate

**UN GA Resolution
64/255 of 2 March
2010 on Improving
Road Safety
Proclaimed the
period 2011-2020 as
the
Decade of Action for
Road Safety**

**Global Plan
for the Decade of Action
for Road Safety 2011-2020**



**DECADE OF ACTION FOR
ROAD SAFETY 2011-2020**

**Goal is to stabilize
and then reduce the
forecast level of road
traffic fatalities
around the world by
increasing activities
conducted at the
national, regional
and global levels**

**Sustainable
Development
Goals**

Goal 3: Target 3.6: By 2020, halve the number of global deaths and injuries from road traffic accidents

Goal 11: Target 11.2: By 2030, provide access to safe, affordable and sustainable transport for all, improving road safety..."

Road Safety Situation

Regional Mandate

ESCAP Ministerial Conference on Transport

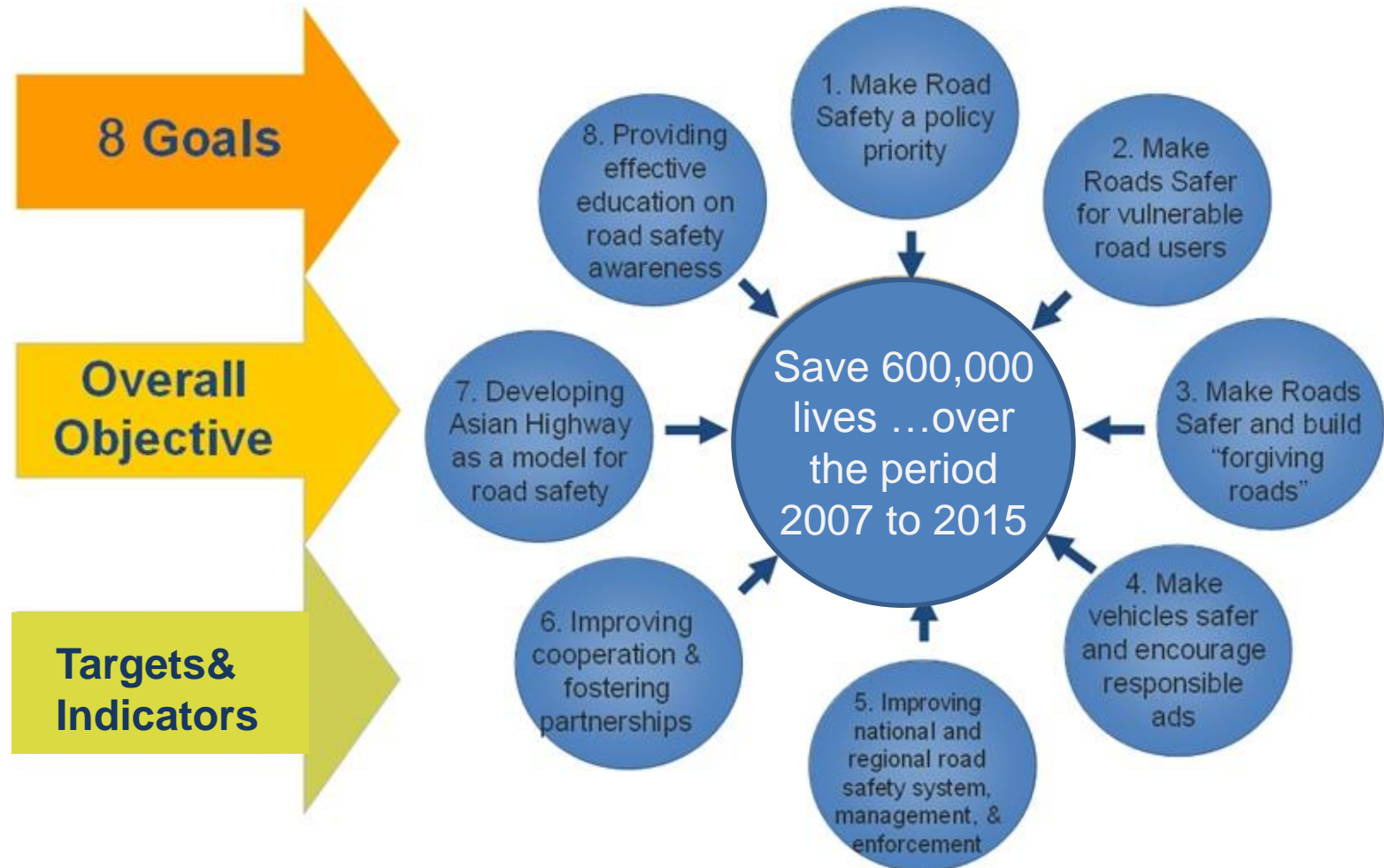
ESCAP Ministerial Declaration on Improving Road Safety in Asia and the Pacific
has been adopted

The Declaration includes the goal
"to save 600,000 lives and to prevent a commensurate number of serious injuries on the roads of Asia and the Pacific over the period 2007 to 2015"

Regional Goals, Targets and Indicators (46 indicators)

Road Safety Situation

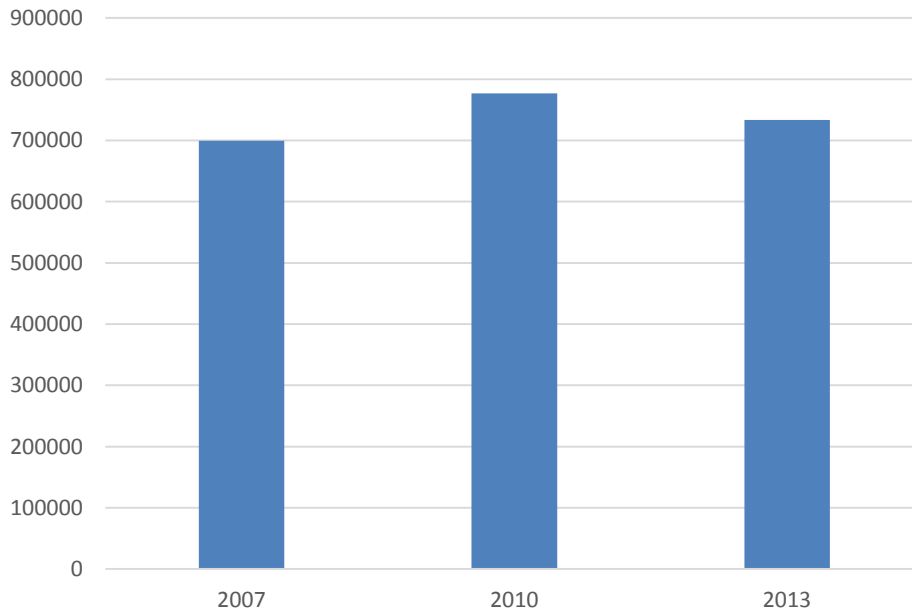
Regional Mandate



Road Safety Situation

Road Safety Situation in Asia-Pacific

Road Traffic Deaths in Asia Pacific Region



- Road traffic injuries are a leading cause of death and disability in the regions
- Over 733,000 deaths in 2013 (approx. 59% of 1.25 m global road deaths), 5.6% reduction compared to 2010
- Economic cost of road fatalities = 1-3% of GDP
- 23 countries have shown progress in the reduction

Road Safety Situation

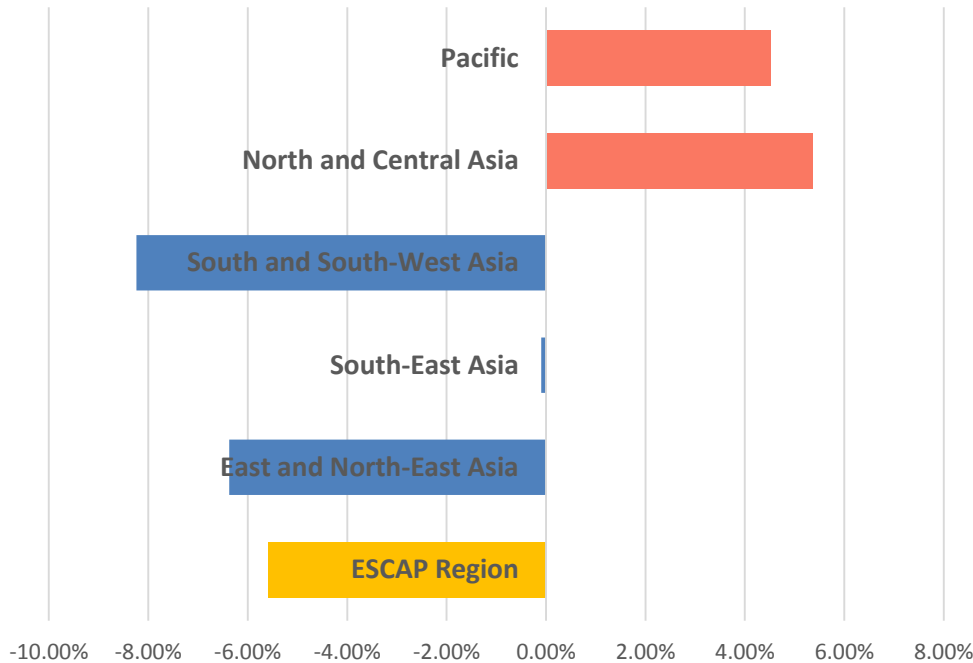
Road Safety Situation in Asia-Pacific

Estimated losses due to road traffic crashes (2013)	Estimated GDP lost (%)	Estimated lost (million USD)
Armenia	1	104.39
Australia	2.1	32,103.98
Bangladesh	1.6	2,456.08
Cambodia	2.1	324.45
India	3	58,082.64
Indonesia*	2.9-3.0	22,652.82
Iran (Islamic Republic of)	6	30,697.26
Japan	1.3	63,954.64
Lao People's Democratic Republic	2.7	290.52
Malaysia	1.5	4,697.37
Myanmar	0.5	310.71
Nepal	0.8	145.82
New Zealand	1.6	3,031.90
Philippines	2.6	7,073.74
Republic of Korea	1	13,056.05
Russian Federation*	1.9	28,973.42
Thailand	3	12,605.01
Turkey*	1.1	8,042.58
Viet Nam	2.9	4,965.44
Total (19 countries)		293,568.83

Road Safety Situation

Road Safety Situation in Asia-Pacific

Changes in road traffic death by subregion
(2010 and 2013)



- At subregional level, 3 subregions show progress over 2010 and 2013.
- Pacific and North and Central Asian subregions's road fatalities figure has increased.
- South and South-West Asia and East and North-East Asia subregion outperform the region's average in the reduction of road fatalities

Road Safety Situation

Road Safety Situation in Asia-Pacific

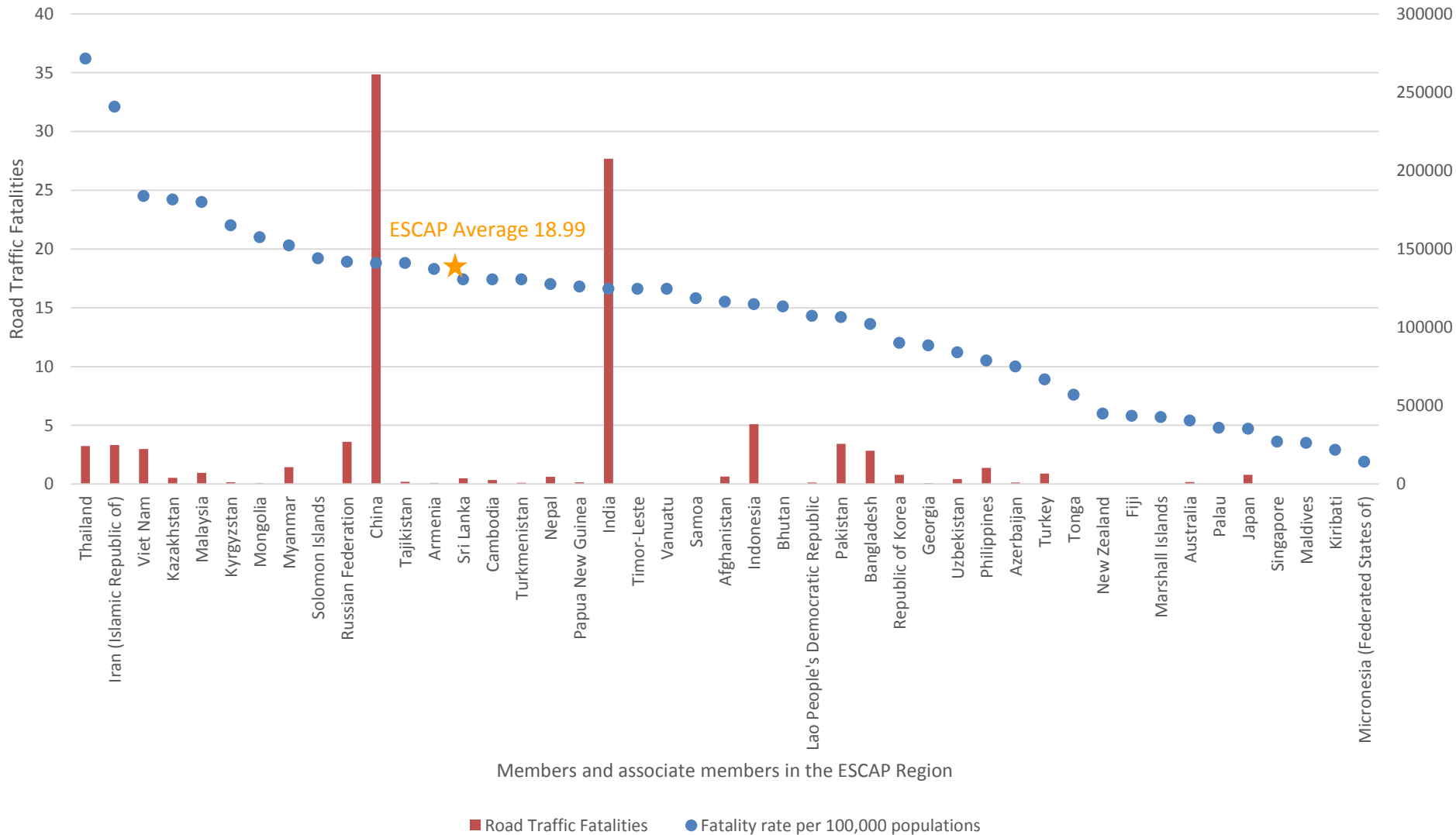
The change in road traffic fatalities between 2010 and 2013

Countries with a reduction (per cent)				Countries without reduction (per cent)			
Palau	-66.67	Republic of Korea	-12.57	Micronesia (F.S.)	no change	Mongolia	21.59
Kiribati	-50	India	-10.16	Samoa	no change	Philippines	22.12
New Zealand	-31.66	Japan	-9.87	Malaysia	0.62	Bangladesh	23.29
Marshall Islands	-25	Indonesia	-9.79	Russian Federation	1.72	Tajikistan	24.04
Georgia	-24.96	Australia	-8.14	Viet Nam	3.55	Sri Lanka	29.33
Singapore	-23.94	Thailand	-7.89	Uzbekistan	4.28	Tonga	33.33
Afghanistan	-23.76	Fiji	-5.56	Vanuatu	7.69	Solomon Islands	36.71
Turkey	-23.65	China	-5.3	Cambodia	8.39	Papua New Guinea	38.12
Lao PDR	-23.3	Armenia	-2.15	Kazakhstan	13.35	Myanmar	50.61
Azerbaijan	-21.55	Nepal	-1.55	Bhutan	18.75	Maldives	100
Pakistan	-14.44	Iran (Islamic Rep. of)	-1.3	Kyrgyzstan	19.37	Cook Islands	150
Timor-Leste	-14.16						
ESCAP Average				-5.60			

Road Safety Situation

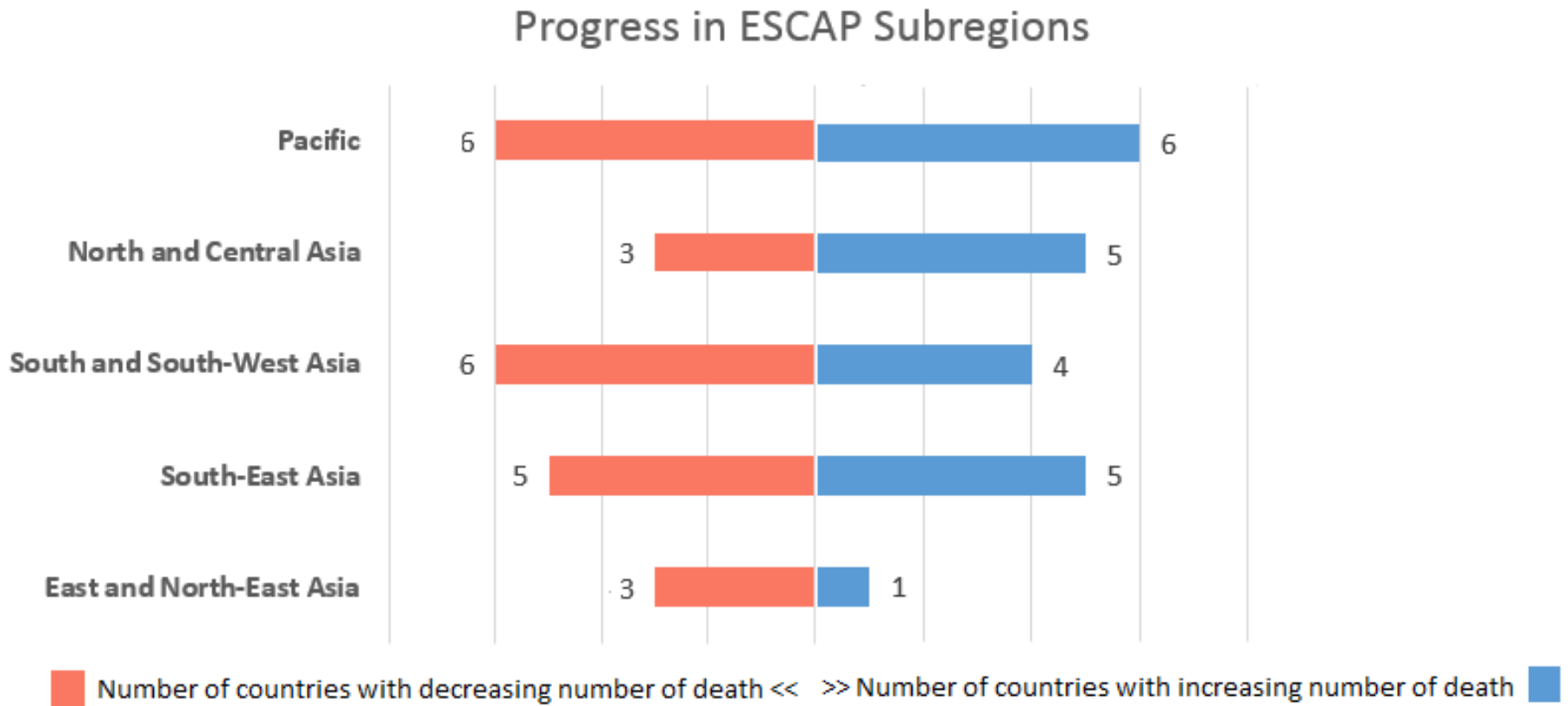
Road Safety Situation in Asia-Pacific

Road Traffic Fatalities and Fatality Rate in the ESCAP region, 2013



Road Safety Situation

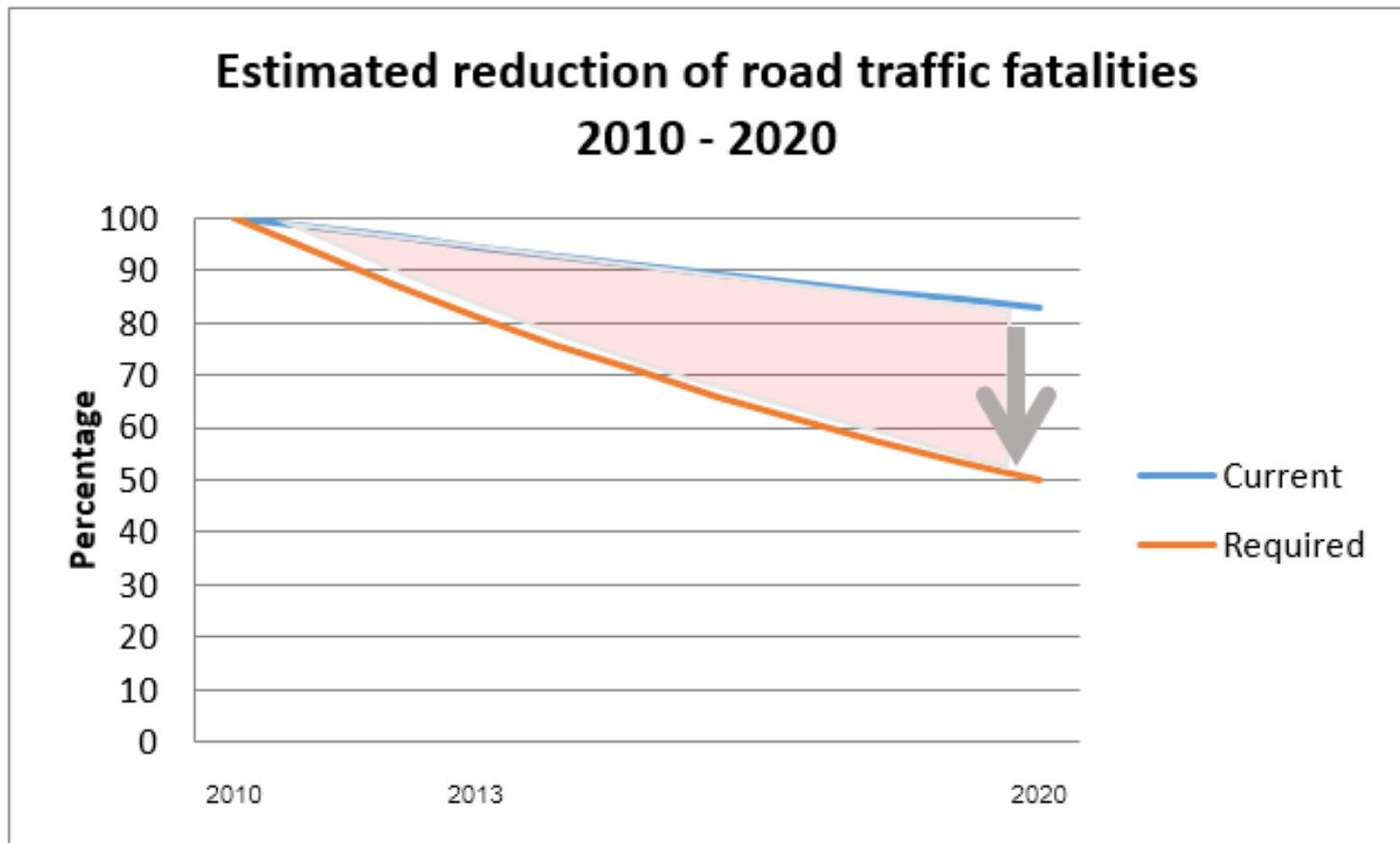
Road Safety Situation in Asia-Pacific



In ESCAP region, 23 countries have reduced their road fatalities, showing that improvement is possible

Road Safety Situation

Road Safety Situation in Asia-Pacific



Road Safety Situation

Some of the recent initiatives

Brunei Darussalam: Organization of a two-day cycling clinic for the public to encourage a dialogue on road safety and cycling as an alternative mode of transportation (2015)

Myanmar: "Making Myanmar's Roads Safer: Changing Behavior through Cartoons", an innovative campaign to improve education about road safety (2015)

Philippines: 150 units of breathalyzers will be put in place in enforcing drink driving law (2015)

Republic of Korea: The opening of Children's Traffic Safety Park in Seoul (2014)

Road Safety Situation

Some of the recent initiatives

Singapore: Demerit-Free Driver Decal initiative coordinated by Singapore's Traffic Police, Road Safety Council, and Shells Singapore (2015)

Installation of 20 new digital speed enforcement cameras by Traffic Police (2015)

Tajikistan: Installation of video surveillance and registration systems for monitoring road traffic (2013)

Viet Nam: Accession and implementation of UN road safety conventions (2014)

Road Safety Situation

UNESCAP Activities

National Workshops

Development of national strategy with measurable goals, targets and timeframe – conducted in Cambodia, Mongolia, Uzbekistan, Tajikistan, Philippines, Azerbaijan, Lao PDR, and Sri Lanka

Harmonization of road traffic rules, road signs and signals – conducted in Sri Lanka and Viet Nam

Regional Meetings

Bangkok (2010, 2011)

Seoul (2013, 2016 – ***Renewing Regional Road Safety Goals and Targets***)

Kathmandu (2015) under the theme “Safe, Climate Adaptive, Disaster Resilient Transport for Sustainable Development”

Projects

UNDA Strengthening National Road Safety Management Capacities

With KOTSA – Black spots project

With KEC – Technical standards on the road safety facilities for AH



Th@nk you

www.unescap.org/our-work/transport

Info.: escap-ttd@un.org