Standards-based Data Exchange with .Stat Suite

Regional Workshops on Implementing Data Integration in Asia and the Pacific

November-December 2020

@Dayyan_UN

Dayyan Shayani, UNESCAP
Statistics Division

Summary

SDMX

.Stat Suite

What is SDMX?

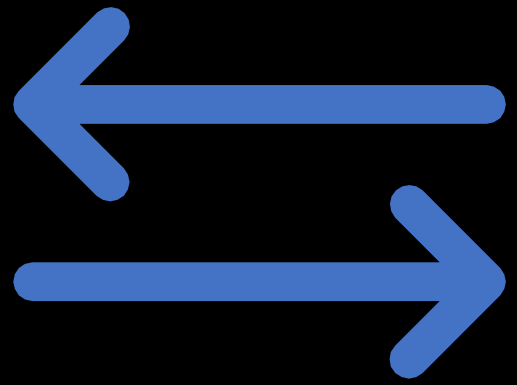

Statistical Data and Metadata eXchange

ISO standard designed to **describe statistical data and metadata**, normalize their exchange, and improve their efficient sharing across organizations



SDMX harmonizes statistical data and metadata content and structure across and within domains

SDMX supports many statistical activities and the processes



Data collection and validation



Data reporting and data mapping



Data dissemination



Structural metadata repository



Linked reference metadata reporting and dissemination

New in SDMX 3.0

(to be released in 2021)



Improved support for microdata exchange



Standardization of geospatial data exchange



Improved reference metadata



https://sdmx.org



https://registry.sdmx.org

What is .Stat Suite?

The .Stat Suite is a platform for the efficient production and dissemination of high-quality statistical data.

- Standard-based
- Componentized
- Open-source

What is .Stat Suite?

- **Data Lifecycle Manager:** interface for uploading SDMX structures and data
- **Data Explorer:** powerful data dissemination interface with search and visualization
- **API:** SDMX application programming interface that publishes structure and data to the web. It supports various formats (JSON, XML, CSV)

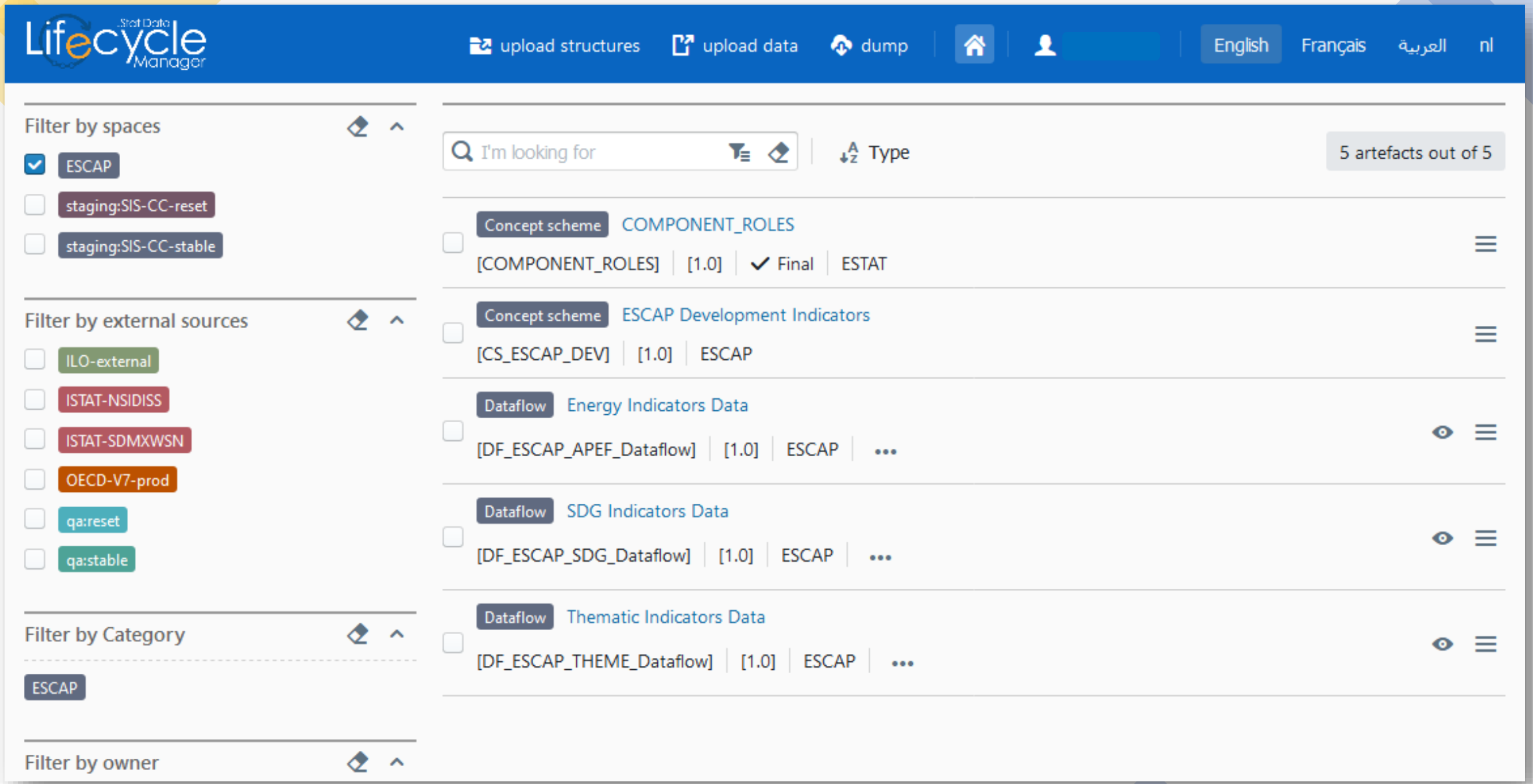
Lifecycle Manager
upload structures
upload data
dump
English
Français
العربية
nl
Filter by spaces
ESCAP
staging:SIS-CC-reset
staging:SIS-CC-stable
Filter by external sources
ILO-external
ISTAT-NSIDISS
ISTAT-SDMXWSN
OECD-V7-prod
qa:reset
qa:stable
Filter by Category
ESCAP
Filter by owner
I'm looking for
Type
5 artefacts out of 5
Concept scheme
COMPONENT_ROLES
[COMPONENT_ROLES]
[1.0]
Final
ESTAT
Concept scheme
ESCAP Development Indicators
[CS_ESCAP_DEV]
[1.0]
ESCAP
Dataflow
Energy Indicators Data
[DF_ESCAP_APEF_Dataflow]
[1.0]
ESCAP
Dataflow
SDG Indicators Data
[DF_ESCAP_SDG_Dataflow]
[1.0]
ESCAP
Dataflow
Thematic Indicators Data
[DF_ESCAP_THEME_Dataflow]
[1.0]
ESCAP

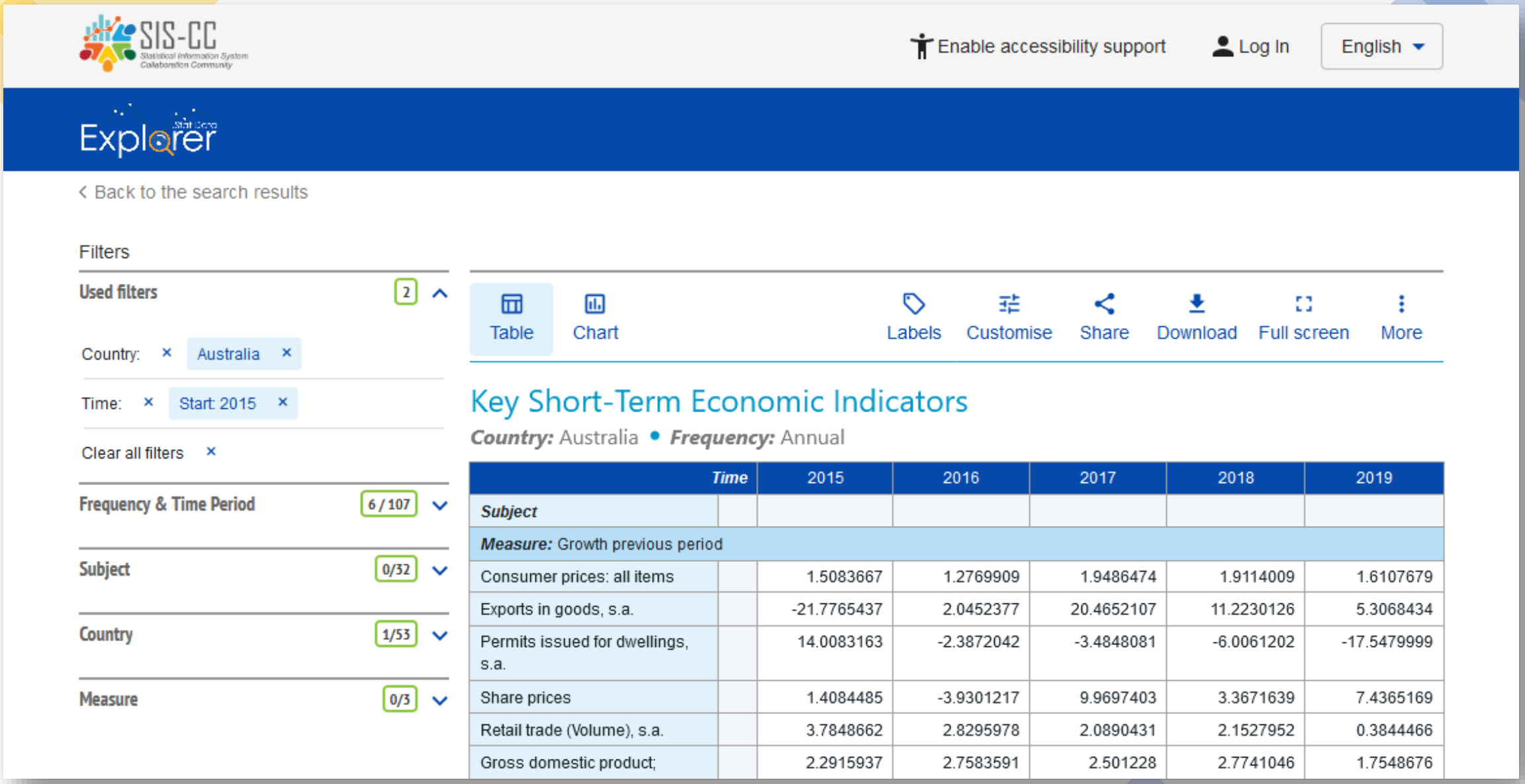
SIS-CC
Statistical Information System Collaboration Community
Enable accessibility support
Log In
English
Explorer
Back to the search results
Filters
Used filters
2
Country: Australia
Time: Start: 2015
Clear all filters
Frequency & Time Period
6 / 107
Subject
0/32
Country
1/53
Measure
0/3
Table
Chart
Labels
Customise
Share
Download
Full screen
More
Key Short-Term Economic Indicators
Country: Australia • Frequency: Annual
Time
2015
2016
2017
2018
2019
Subject
Measure: Growth previous period
Consumer prices: all items 1.5083667 1.2769909 1.9486474 1.9114009 1.6107679
Exports in goods, s.a. -21.7765437 2.0452377 20.4652107 11.2230126 5.3068434
Permits issued for dwellings, s.a. 14.0083163 -2.3872042 -3.4848081 -6.0061202 -17.5479999
Share prices 1.4084485 -3.9301217 9.9697403 3.3671639 7.4365169
Retail trade (Volume), s.a. 3.7848662 2.8295978 2.0890431 2.1527952 0.3844466
Gross domestic product; 2.2915937 2.7583591 2.501228 2.7741046 1.7548676

With SDMX and .Stat Suite, international organizations and national statistics systems can create a federation of data ecosystems

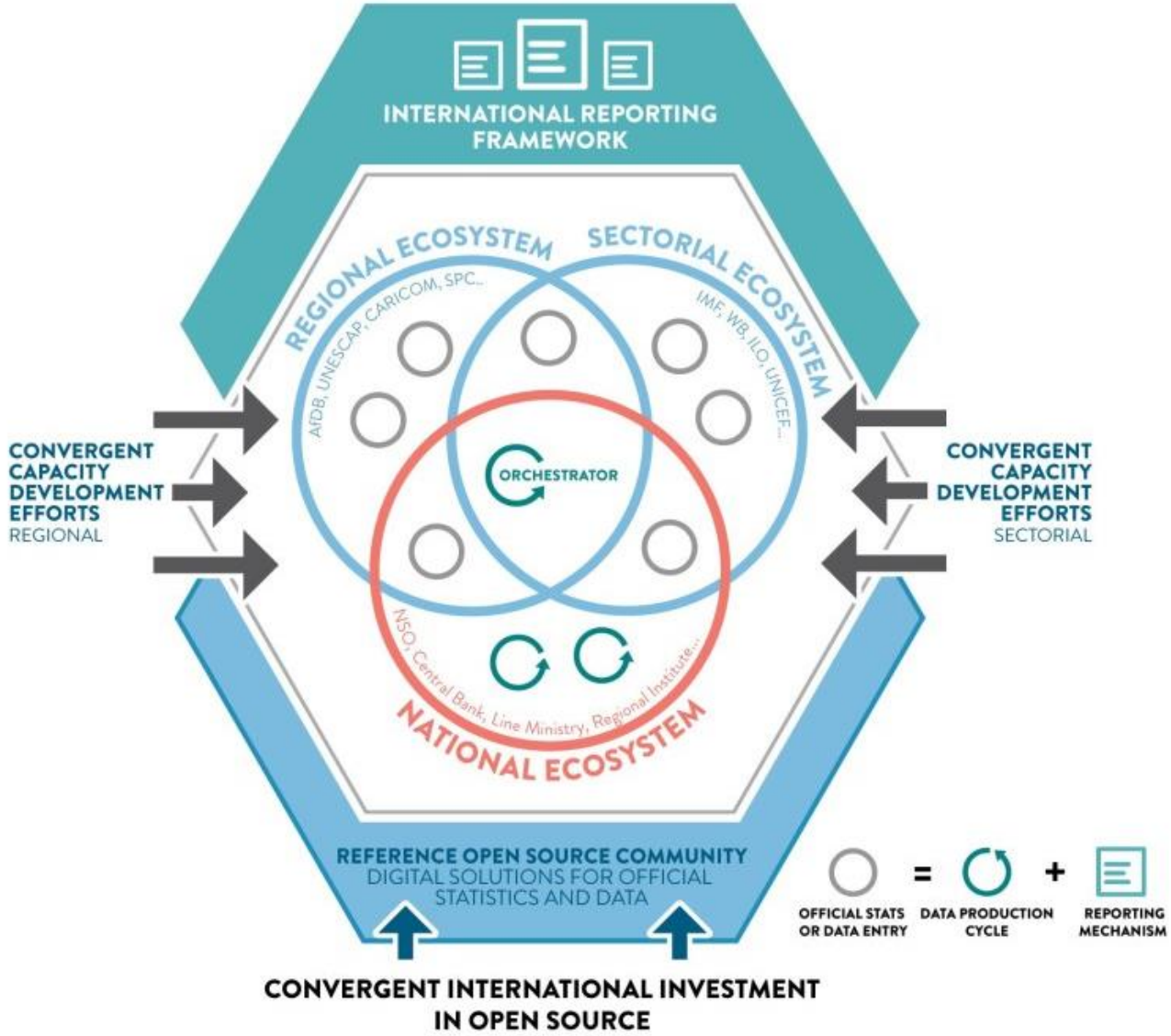



Q&A

THANK YOU

SDG GATEWAY
Asia Pacific

https://data.unescap.org/