

# **WTO Environmental Database**

**TRAINING COURSE ON “ENVIRONMENTAL GOODS AND SERVICES  
NEGOTIATIONS”**

2-3 March 2017, at United Nations Conference Centre, Bangkok, Thailand

**Aik Hoe LIM**

**Director, Trade and Environment Division**

**WTO**

# ENVIRONMENTAL DATABASE

## MANDATE AND SCOPE

- ☞ CTE Report (1996) with recommendation to enhance the transparency of trade-related environmental measures which are notified by WTO Members (CTE work program item 4).
  - ☞ EDB reports covering data from 1997-2013.
- ☞ Covers information on:
  - ☞ Environment-related measures **notified** under WTO Agreements (based on transparency obligations in each agreement);
  - ☞ Environment-related provisions included in the **notification** of preferential or Regional Trade Agreements (RTAs);
  - ☞ Environment-related measures mentioned in **Trade Policy Reviews**.
- ☞ WTO Secretariat (TED) annually prepares the EDB by searching through all notifications and TPRs published in a given year.



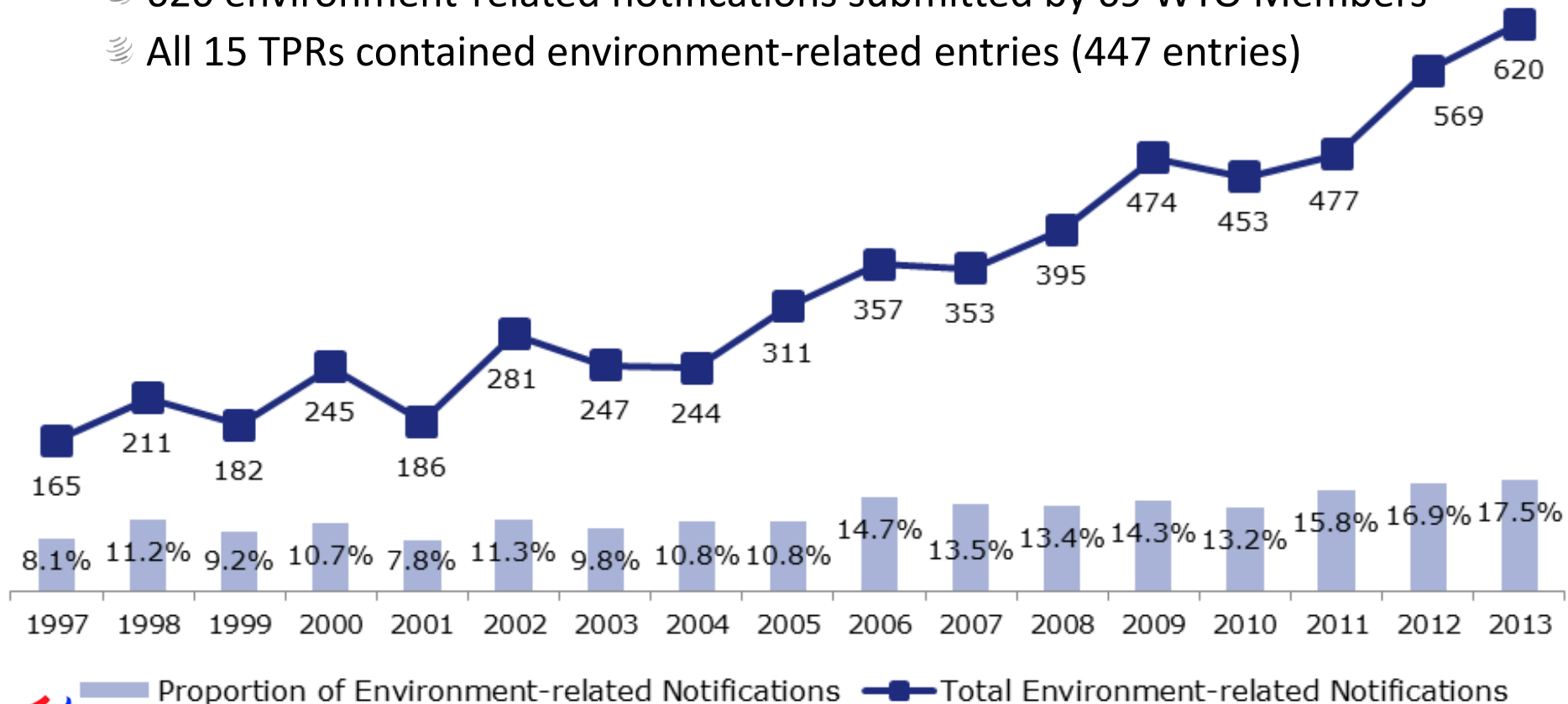
# ENVIRONMENTAL DATABASE

## SOME FIGURES FOR 2013

☞ 3,545 notifications and the 15 TPRs circulated in 2013:

☞ 620 environment-related notifications submitted by 69 WTO Members

☞ All 15 TPRs contained environment-related entries (447 entries)



# ENVIRONMENTAL DATABASE

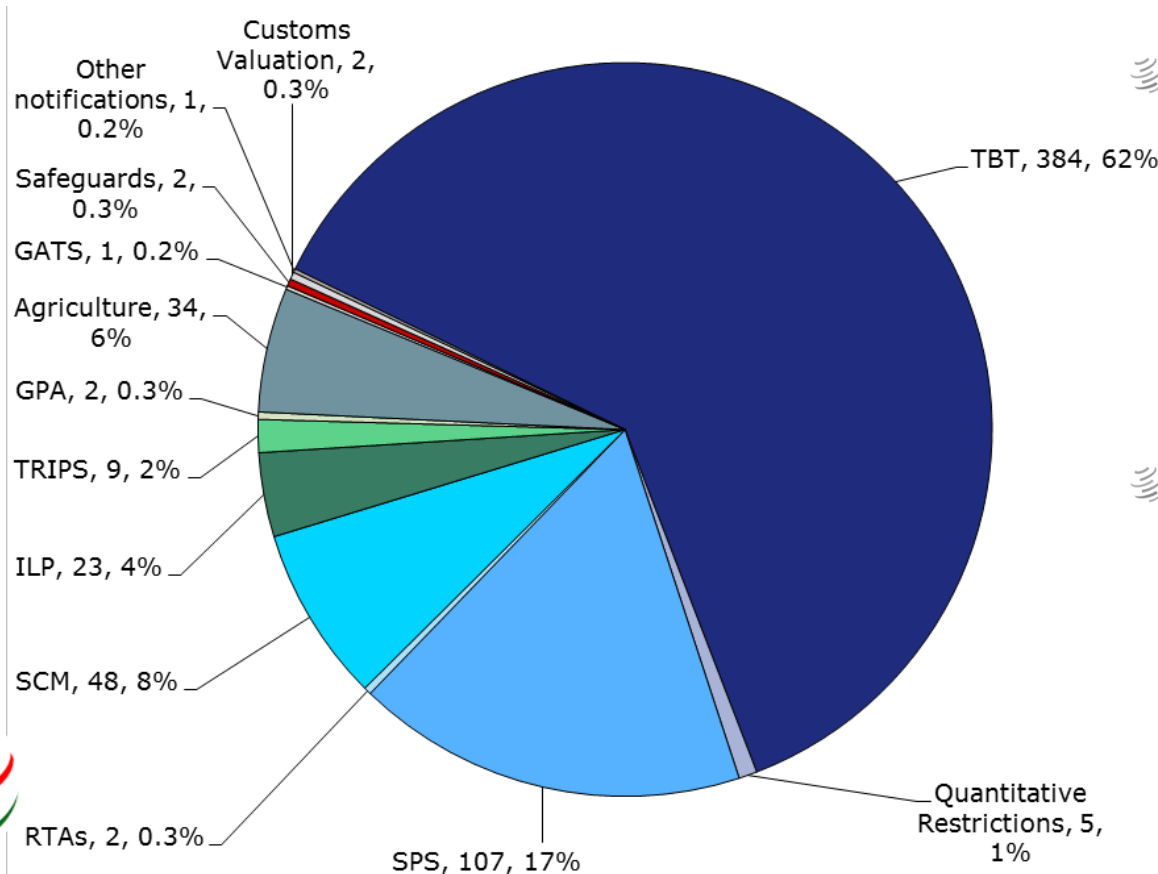
## SOME FIGURES FOR 2013

☞ TBT (384) and SPS (107) Agreements have the highest number of environment-related notifications.

☞ Around 1 in every 4 TBT notifications in 2013 was environment-related

☞ In 2013, 1197 environment-related measures were identified and included in the EDB.

☞ Often a single notification may have several environment-related measures (e.g. notifications under the SCM agreement).

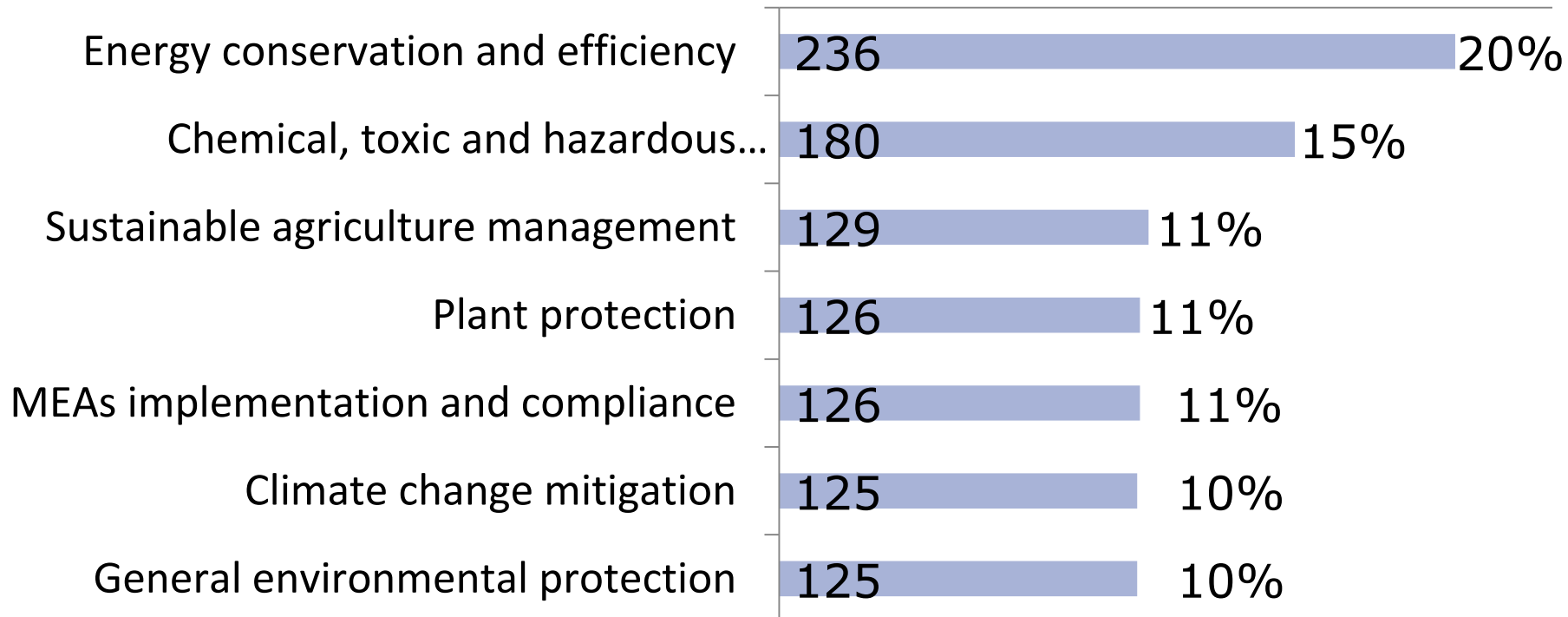


# ENVIRONMENTAL DATABASE

## SOME FIGURES FOR 2013

- ☰ The database enables users to search through information according to specific criteria, for instance by Member, Agreement, type of measure, product, or environmental objective.

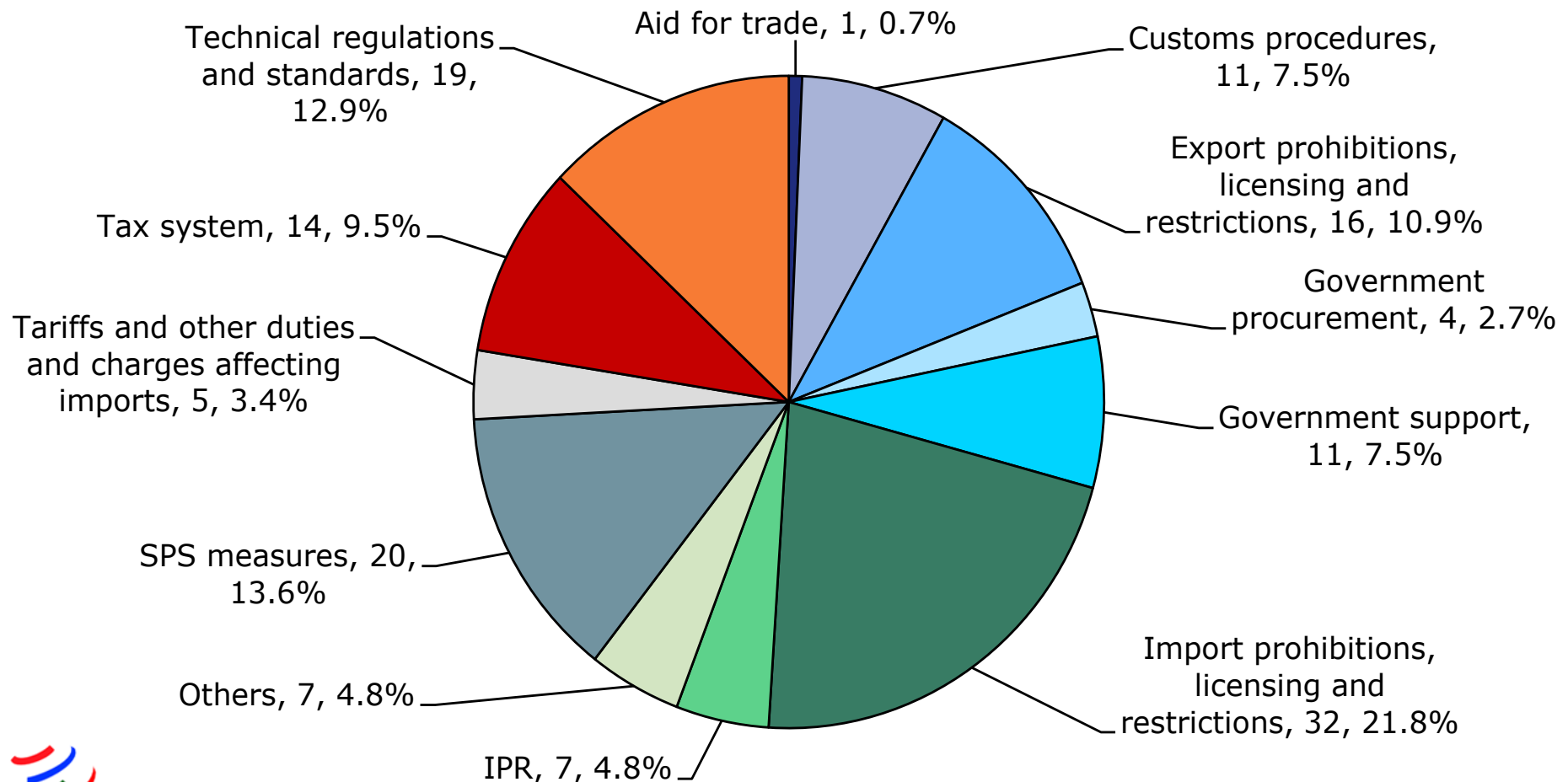
### Types of Environment-related Objectives in Measures



# ENVIRONMENTAL DATABASE

## SOME FIGURES FOR 2013

### Type of Environment-related Measures Mentioned in TPRs (2013)





## ENVIRONMENT: ENVIRONMENTAL DATABASE

### Environmental Database

The WTO's environmental database (EDB) contains all environment-related notifications submitted by WTO members as well as environmental measures and policies mentioned in the Trade Policy Reviews (TPRs) of WTO members. The database is updated on an annual basis.

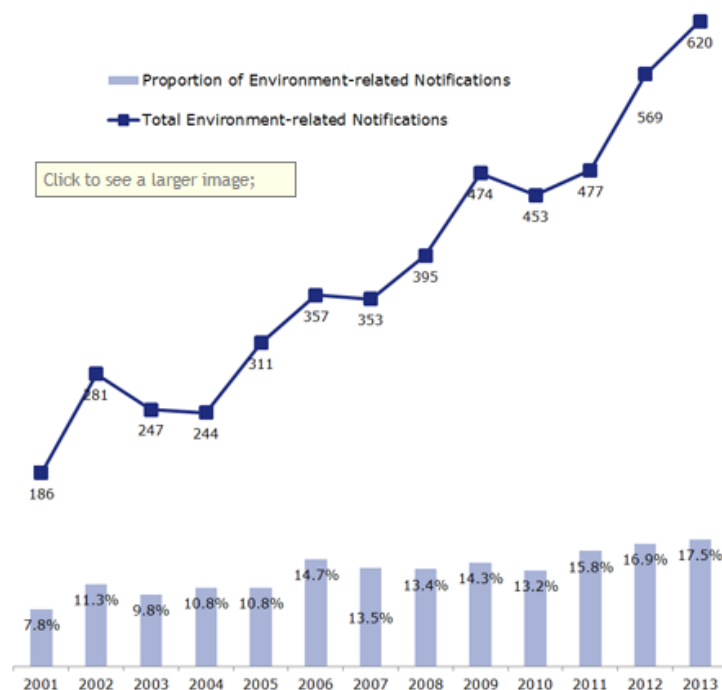
#### EDB Disclaimer

The environmental database has been prepared under the WTO Secretariat's own responsibility and is without prejudice to the positions of WTO members or to their rights and obligations under the WTO.

#### Other resources

- [Glossary](#)
- [WTO Docs Online](#)
- [I-TIP](#)
- [TBT-IMS](#)
- [SPS-IMS](#)

#### Environment-related notifications



The environmental database consists of two parts since 2009: (i) a report presenting an overall analysis of environment-related notifications and environmental measures mentioned in TPRs; and (ii) an Excel table providing the underlying data used for the analysis.

The Excel table allows the data to be sorted by WTO agreement, WTO member, type of measure, product or environmental objective and for relevant tables and

#### Notifications

To improve the transparency of WTO's members' trade measures, members are required to report their measures in the form of notifications to the relevant WTO body.

[More info...](#)

#### Trade Policy Reviews (TPR)

The WTO conducts regular reviews of members' trade policies. For each review, two documents are prepared: a policy statement by the government and a detailed report written independently by the WTO Secretariat.

[More info...](#)

#### EDB User's Guidelines

The electronic database allows users to search according to specific criteria - for instance, by member, agreement, type of measure, product, activity, or environmental objective.

[More info...](#)

# DEMONSTRATION ON HOW TO USE THE EDB

[https://www.wto.org/english/tratop\\_e/envir\\_e/envdb\\_e.htm](https://www.wto.org/english/tratop_e/envir_e/envdb_e.htm)





Member	Number of Measures Notified	Type of Instrument***	Environment Related Objectives ***	Products / Sectors
Thailand	17	<ul style="list-style-type: none"> <li>• Performance/Efficiency Specification <u>65%</u></li> <li>• Technical/Quality Specification <u>71%</u></li> <li>• Conformity Assessment Procedure <u>29%</u></li> </ul>	<ul style="list-style-type: none"> <li>• Energy Conservation and Efficiency <u>70%</u></li> <li>• Climate Change Mitigation <u>65%</u></li> <li>• General Environmental Protection <u>18%</u></li> </ul>	<ul style="list-style-type: none"> <li>• Machinery and Electrical <u>65%</u></li> <li>• Chemical <u>12%</u></li> <li>• Others <u>23%</u></li> </ul>
Cambodia	1	Import licenses/permits/certificates	<ul style="list-style-type: none"> <li>• Animal Protection</li> <li>• Biodiversity and Ecosystem</li> <li>• Environmental Protection from Pests and Diseases</li> <li>• MEAs Implementation and Compliance</li> <li>• Plant Protection</li> </ul>	<ul style="list-style-type: none"> <li>• Animal and Animal Products</li> <li>• Vegetable Products</li> <li>• Wood and Wood Products</li> </ul>
Lao People's Democratic Republic	2	<ul style="list-style-type: none"> <li>• Tax Concessions</li> <li>• Ban/Prohibition; Conformity Assessment Procedure; Handling/Transportation/Storage/Distribution Specification; Movement Control</li> </ul>	<ul style="list-style-type: none"> <li>• General Environmental Protection</li> <li>• Chemical, Toxic and Hazardous Substances Management; Waste Management and Recycling; Soil management</li> </ul>	<ul style="list-style-type: none"> <li>• All Economic Activities</li> <li>• Chemicals; Waste</li> </ul>
Viet Nam	14	<ul style="list-style-type: none"> <li>• Non-Patentability Exception <u>36%</u></li> <li>• Tax Concession <u>29%</u></li> <li>• Technical/Quality Specification <u>21%</u></li> <li>• Others <u>14%</u></li> </ul>	<ul style="list-style-type: none"> <li>• General Environmental Protection <u>64%</u></li> <li>• Air Pollution Reduction <u>43%</u></li> <li>• Sustainable Forestry Management <u>29%</u></li> </ul>	<ul style="list-style-type: none"> <li>• All Economic Activities <u>36%</u></li> <li>• Agriculture <u>21%</u></li> <li>• Others <u>43%</u></li> </ul>

\*Myanmar and Nepal didn't submit notification in 2013.

\*\*Bhutan and Timor-Leste are currently observer governments to the WTO.

\*\*\* The total number may exceed 100 per cent since each measure can have more than one objective or type of instrument. The three most common categories were included.