

UN ESCAP Programme on Trade Facilitation

Tengfei Wang
Economic Affairs Officer
Trade Facilitation Unit
Trade, Investment and Innovation Division
UNESCAP
wangt@un.org

Myanmar Capacity Building Programme
Training Workshop on Trade Facilitation:
Global Agenda and Regional Priorities
Yangon, 12-13 May 2016



Outline

- ❖ General principles on trade facilitation implementation
- ❖ UNESCAP's work on trade facilitation

United Nations Economic and Social Commission for Asia and the Pacific (ESCAP)

Introduction to ESCAP



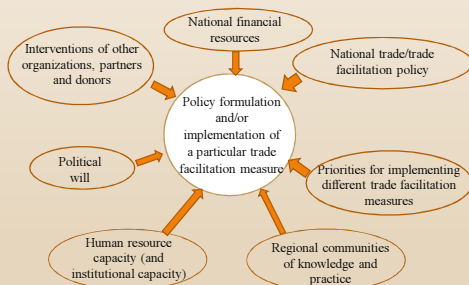
- ❖ Regional development arm of the United Nations for Asia-Pacific region
- ❖ 53 member countries and 9 associate members covering Central, South, Southeast, East and South Pacific countries
- ❖ Areas covered: Trade and Investment, Transport, Macroeconomic Policy, Environment, Emerging Social issues, Information and Communication Technologies...
 - **Trade and Investment: (1) Trade Facilitation; (2) Trade Policy; (3) Investment and Enterprise Development**
 - **A new dimension "Innovation" has been added recently.**



Trade facilitation measures: a non-exhaustive list list..

	Trade facilitation measure (and question No.) in the questionnaire
Transparency	1. Publication of existing import-export regulations on the Internet 2. Stakeholder consultation on new draft regulations prior to their finalization 3. Advance publication/announcement of new regulation before their implementation (e.g. 30 days prior) 4. Advance ruling (on tariff classification) 5. Independent appeal mechanism (for traders to appeal Customs and other relevant trade control agencies' rulings)
Customs IT measures	6. Risk management (as a basis for deciding whether a shipment will or will not be physically inspected) 7. Pre-arrival processing 8. Post-clearance audit 9. Separation of Release from final determination of customs duties, taxes, fees and charges 10. Establishment and publication of average release times 11. Trade facilitation measures for authorized operators 12. Expedited shipments 13. Acceptance of paper or electronic copies of supporting documents required for import, export or transit formalities
Institutional arrangement and cooperation	14. Establishment of a national trade facilitation committee or similar body 15. Cooperation between agencies on the ground at the national level 16. Government agencies delegating controls to Customs authorities 17. Alignment of working days and hours with neighbouring countries at border crossings 18. Alignment of formalities and procedures with neighbouring countries at border crossings 19. Electronic/Automated Customs System established (e.g. AEO/COA)
Paperless trade	20. Internet connection available to Customs and other trade control agencies at border-crossings 21. Electronic Single Window System 22. Electronic submission of Customs declarations 23. Electronic Application and issuance of Trade Licenses 24. Electronic Submission of Sea Cargo Manifests 25. Electronic Application for Customs Refunds 26. Payment of Customs Duties and Fees 27. Electronic Application for Customs Refunds
Cross-border paperless trade	28. Laws and regulations for electronic transactions are in place (e.g. e-commerce law, e-transaction law) 29. Recognized certification authority issuing digital certificates to traders to conduct electronic transactions 30. Engagement of the country in trade-related cross-border electronic data exchange with other countries 31. Certificate of Origin electronically exchanged between your country and other countries 32. Sanitary and Phytosanitary Certificate electronically exchanged between your country and other countries 33. Bills and invoices in your country retrieved/letters of credit electronically without lodging paper-based documents 34. Transit facilitation agreement(s) with neighbouring country(ies)
Transit facilitation	35. Customs Authorities limit the physical inspections of transit goods and use risk assessment 36. Supporting pre-arrival processing for transit facilitation 37. Cooperation between agencies of countries involved in transit

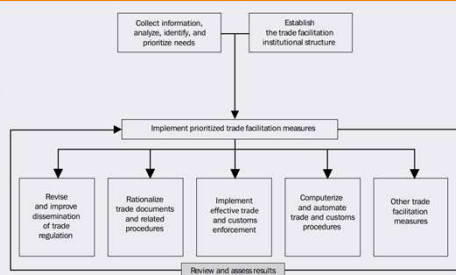
Factors which may have impacts on implementation of trade facilitation measures



Core principles in the implementation of national trade facilitation strategies/measures

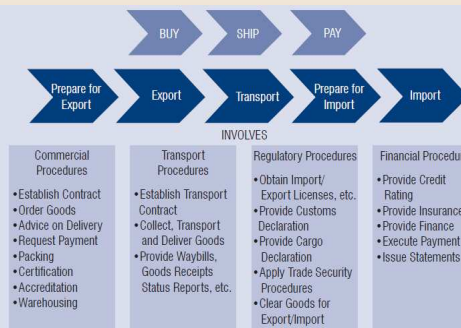
- High-level political commitment
- Public and private consultation and partnership
- Early identification of legislative requirements
- Identification of financial requirements and funds availability
- A systematic and integrated approach
- Pilot and phased implementation
- Transparency
- Built-in training and technical support
- Performance and progress monitoring

A step-by-step Framework for Trade Facilitation



Source: ESCAP 2004.

Trade Facilitation? → Reducing Trade Transaction Costs



Source: United Nations Centre for Trade Facilitation and Electronic Business (UN/CEFACT), 2008.

UNNExT

United Nations Network of Experts for Paperless Trade and Transport in Asia and the Pacific



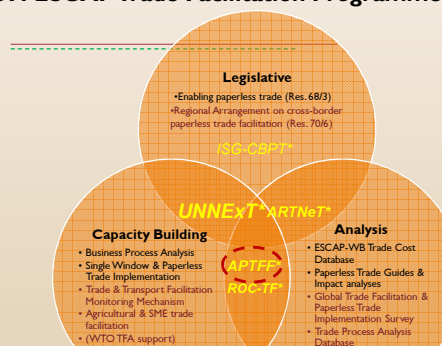
❖ **“community of knowledge and practice to facilitate the implementation of single window and paperless trade in the region”**

- ▶ Tools and guides development activities
- ▶ Advocacy and Technical Training Workshops
- ▶ Knowledge sharing and peer-to-peer support

❖ Secretariat provided by ESCAP, in collaboration with United Nations Economic Commission for Europe (UNECE)

❖ Link: unnex.unescap.org

UN ESCAP Trade Facilitation Programme



*Regional Cooperation platforms and mechanisms: ISG-CBPT: Intergovernmental Steering Group on Cross-Border Paperless Trade; UNNExT: United Nations Network of Experts for Paperless Trade and Transport in Asia and the Pacific; ARTNet: Asia-Pacific Research and Training Network on Trade; APTF: Asia-Pacific Trade Facilitation Forum; ROC-TF: Regional Organizations Cooperation Mechanism for Trade

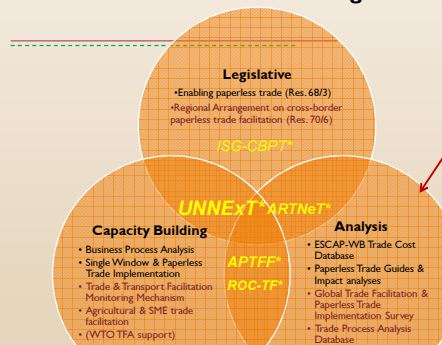
7th Asia-Pacific Trade Facilitation Forum Wuhan, China 20-21 October 2015

“Deepening regional integration through trade facilitation”

- Over 300 participants from 62 countries
- 17 organizations
- Discussions were focused on trade facilitation and paperless trade for SMEs and agricultural sector, WTO Trade Facilitation Agreement (TFA) and cross-border electronic commerce
- A key recommendation of the Forum was the need to prepare and tap opportunities associated with cross-border e-commerce given the potential benefits for SMEs in particular.



UN ESCAP Trade Facilitation Programme




*Regional Cooperation platforms and mechanisms: ISG-CBPT: Intergovernmental Steering Group on Cross-Border Paperless Trade; UNNExT: United Nations Network of Experts for Paperless Trade and Transport in Asia and the Pacific; ARTNet: Asia-Pacific Research and Training Network on Trade; APTF: Asia-Pacific Trade Facilitation Forum; ROC-TF: Regional Organizations Cooperation Mechanism for Trade

UN ESCAP Trade Facilitation Programme

Analysis

- ESCAP-World Bank Trade Cost Database
- Paperless Trade Guides & Impact analyses
- Global Trade Facilitation & Paperless Trade Implementation Survey
- Trade Process Analysis Database



"Without data
you're just
another person
with an opinion."

W. Edwards Deming,
Data Scientist

ESCAP-World Bank International Trade Cost Database (updated July 2015)

Intra- and extra-regional comprehensive trade costs in the
Asia-Pacific region (excluding tariff costs), 2008-2013

Region	ASEAN-4	East Asia-3	North and Central Asia - 4	Pacific Islands Developing Economies	SAARC-4	AUS-NZL	EU-3
ASEAN-4	76% (9%)						
East Asia-3	75% (5%)	51% (-5%)					
North and Central Asia - 4	351% (9%)	177% (-7%)	121% (9%)				
Pacific Islands	175% (-11%)	174% (-9%)	368% (34%)	133% (-10%)			
Developing Economies	126% (-11%)	125% (-9%)	282% (34%)	317% (-10%)			
SAARC-4	2% (-0%)	13% (-0%)	73% (2%)	142% (10%)			
AUS-NZL	101% (4%)	89% (-3%)	338% (-5%)	73% (-22%)	142% (-1%)	54% (1%)	
EU-3	108% (2%)	85% (-4%)	152% (-8%)	211% (-6%)	114% (3%)	109% (0%)	43% (-4%)
USA	85% (11%)	63% (-0%)	180% (2%)	163% (-11%)	109% (6%)	100% (4%)	67% (0%)

Source: ESCAP-World Bank Trade Cost Database, updated June 2015. Available from
Trade costs: <http://artnet.unescap.org/databases.html#first>

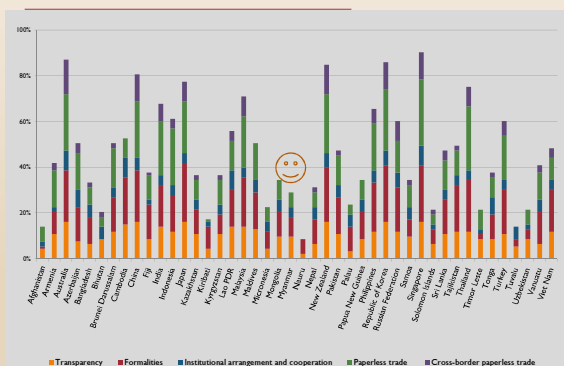
14

UNRC Joint Global Survey on Trade Facilitation and Paperless Trade Implementation 2015

- ▶ **Objective:** to assess the progress made in implementing trade facilitation and paperless trade measures in Asia and the Pacific.
- ✓ **Covers implementation of 38 Trade Facilitation Measures in 119 economies; 44 in Asia-Pacific**
- ▶ **Main components of the survey includes**
 - ✓ key **WTO** related trade facilitation measures
 - ✓ **Paperless** trade measures

<http://unnxt.unescap.org/UNTFSurvey2015.asp>

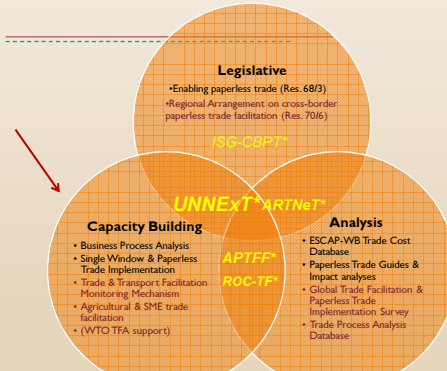
TF and Paperless Trade Implementation in Asia and the Pacific



Global Trade Facilitation Survey report launched at Asia-Pacific Trade Facilitation Forum 2015



UN ESCAP Trade Facilitation Programme



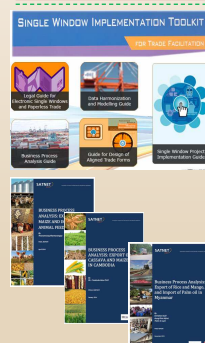
*Regional Cooperation platforms and mechanisms: ISG-CBPT: Intergovernmental Steering Group on Cross-Border Paperless Trade; UNNEXT: United Nations Network of Experts for Paperless Trade and Transport in Asia and the Pacific; ARTNet: Asia-Pacific Research and Training Network on Trade; APTF: Asia-Pacific Trade Facilitation Forum; ROC-TF: Regional Organizations Cooperation Mechanism for Trade

UN ESCAP Trade Facilitation Programme

Capacity Building

- Business Process Analysis
- Single Window & Paperless Trade Implementation
- Trade & Transport Facilitation Monitoring Mechanism
- Agricultural & SME trade facilitation
- WTO TFA implementation support

UNNExT Tools, Guidelines and Studies



- Integrated and sustainable Trade and transport facilitation performance monitoring mechanism: BPA+
 - <http://www.unescap.org/tid/unnex/Tools/bpa+.pdf>
 - Developed in cooperation with ADB

New: UNNExT Training Guide on paperless transit and UNNExT Guide on Trade Facilitation for SMEs

- Business Process Analysis: **Export of Cassava and Maize in Cambodia**
- Business Process Analysis: **Export of Maize and Import of Animal Feed in Lao PDR**
- Business Process Analysis for **Export of Rice and Mango, and Import of Palm oil in Myanmar**
http://unnex.unescap.org/tools/business_process.asp

Capacity Building Activities and Resources



Publication: *Information Management in Agrifood Chains: towards and Integrated Paperless Framework for Agrifood Trade Facilitation*

This UNNExT publication, jointly produced by ESCAP, FAO and UNECE, outlines a framework for integrated agrifood information management to facilitate the trade of agricultural goods. It looks how policymakers may utilize and integrate paperless systems for agrifood trade to, for example, issue electronic sanitary and phytosanitary (SPS) certificates as well as to establish food traceability systems. Available here: <http://unnex.unescap.org/pub/agrguide15.pdf>




Video Case Studies on Trade Facilitation for Perishable Goods. Including studies from Thailand, Japan and Thailand. Available here: <http://www.unescap.org/our-work/trade-investment/trade-facilitation/wto-tfa/article-7.9>



UNNExT Briefs:
 Electronic Traceability of Agriculture Products in India: the Case of GrapeNet, Brief No. 15
 Electronic Traceability of Aquaculture Products: the Case of TraceVerified in Viet Nam, Brief No. 16

Available here: <http://unnex.unescap.org/pub/brief.asp>

UN ESCAP Trade Facilitation Programme



UN ESCAP Trade Facilitation Programme

Legislative

- Enabling paperless trade (Res. 68/3)
- Regional Arrangement on cross-border paperless trade facilitation (Res. 70/6)

The second meeting of the Interim Intergovernmental Steering Group on Cross-Border Paperless Trade Facilitation held in Bangkok on 23-25 March 2016, with the participation of 31 ESCAP member States, finalized the text of the Framework Agreement on Facilitation of Cross-border Paperless Trade in Asia and the Pacific



Summary

- ❖ ESCAP has been working on different areas of trade facilitation, especially in the areas of promoting inter-governmental cooperation, research and analysis and capacity building.
- ❖ UNNExT is a very useful and relevant regional community of experts in trade facilitation, and you are all encouraged to join it.