



# Monitoring the state of statistical operations under the COVID-19 Pandemic in the Asia-Pacific region

---

## Highlights from a global COVID-19 survey of National Statistical Offices

This report presents a summary of the Asia-Pacific results of the second round of a global survey on the impacts of the COVID-19 pandemic on statistical operations of National Statistical Offices launched on 7 July 2020. The global survey was carried out under the aegis of United Nations Department of Economic and Social Affairs Statistics Division (UNSD), in partnership with World Bank's Development Data Group and in coordination with the UN Regional Commissions (<https://unstats.un.org/unsd/covid19-response/covid19-nso-survey-report-2.pdf>).

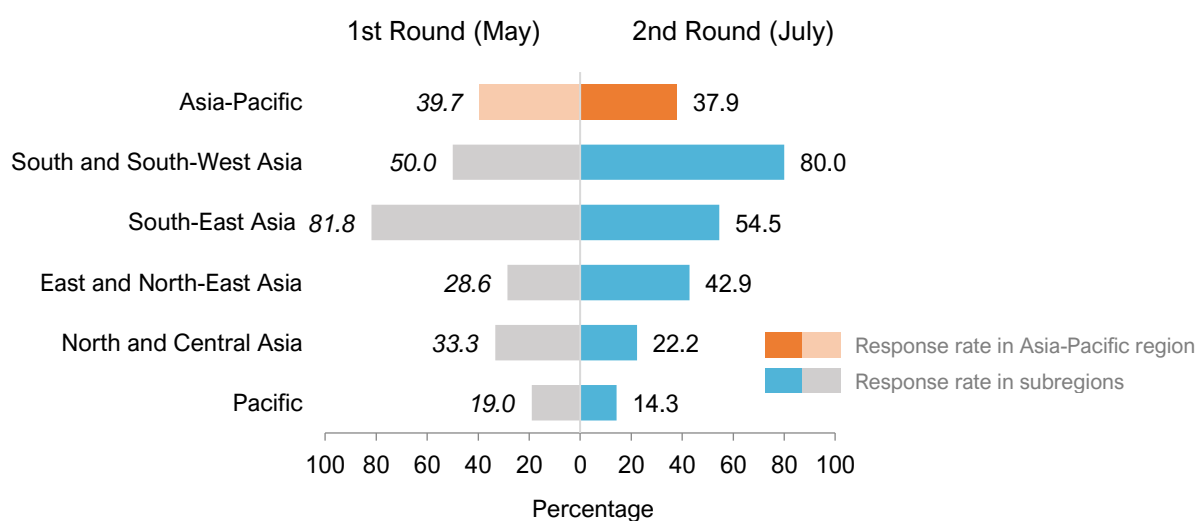
Asia-Pacific highlights include:

- Evidence of a commencement or re-commencement of face-to-face data collection.
- Continued impact on compilation of essential monthly and quarterly series including price statistics (such as CPI), national accounts and household sector statistics.
- National Statistical Offices serving on government crisis response groups or national level advisory groups.
- COVID-19 related data collection efforts being led by institutions other than the National Statistical Office and results of such data collection efforts not being used by the majority of National Statistical Offices.
- The opening (fully or partially) of all National Statistical Offices in Asia and the Pacific, but the majority of staff are being instructed to work from home. Adequate ICT equipment or infrastructure is the main barrier to staff face working from home.
- NSOs in Asia-Pacific continue receiving assistance international development partners. Additional assistance with equipment and infrastructure is greatly needed.

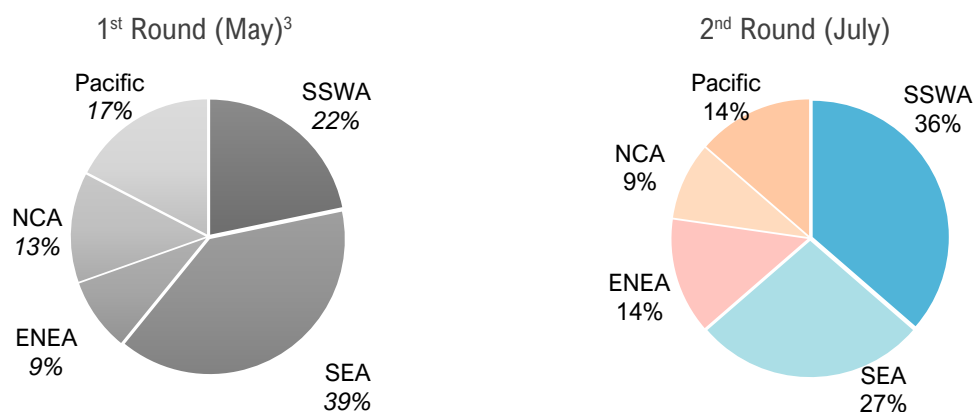
# Survey response rate in Asia-Pacific region

The web-based survey was emailed to 218 National Statistical Offices worldwide in the first round of a global survey of the impact of COVID-19 on statistical operations in May 2020. The second round of the survey in July was sent to 195 NSOs. Ninety-three NSOs have participated in both rounds.<sup>1</sup>

Only 23 and 22 responses came from Asia-Pacific countries in the first and second rounds, respectively. A higher percentage of National Statistical Offices in South and South-West Asia responded to the survey compared with the Pacific or North and Central Asia.<sup>2</sup>



## ● Proportion of response rate by subregion



<sup>1</sup> Monitoring the State of Statistical Operations under the COVID-19 Pandemic: <https://unstats.un.org/unsd/covid19-response/covid19-nso-survey-report-2.pdf>, August 2020.

<sup>2</sup> The figures in this report are based on data from NSOs in the Asia-Pacific region that responded to each question as a percentage of all NSOs in the Asia-Pacific region. The denominator for each graph may vary slightly due to non-response for individual questions.

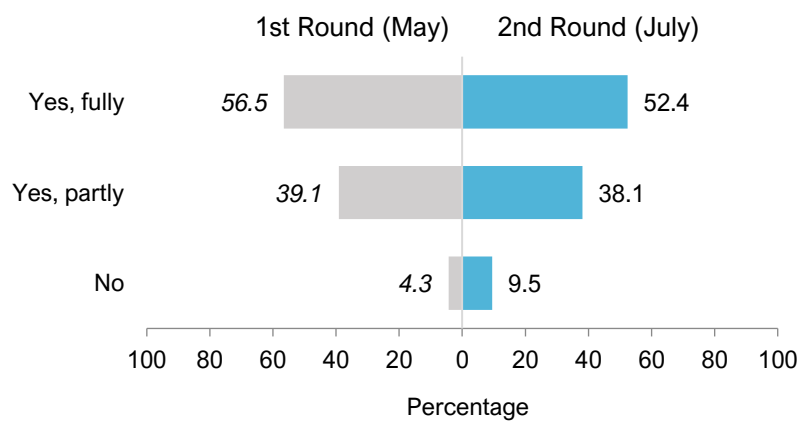
<sup>3</sup> Monitoring the state of statistical operations under the COVID-19 Pandemic in the Asia-Pacific region: Highlights from a global COVID-19 survey of National Statistical Offices: [https://www.unescap.org/sites/default/files/Statistical\\_operations\\_under\\_COVID-19\\_in\\_the\\_Asia-Pacific\\_region.pdf](https://www.unescap.org/sites/default/files/Statistical_operations_under_COVID-19_in_the_Asia-Pacific_region.pdf), July 2020



# Key findings

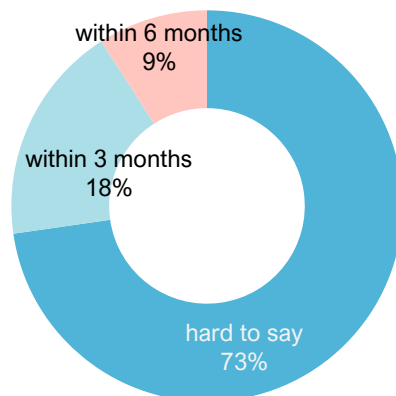
More NSOs in Asia-Pacific commenced or resumed face-to-face data collection in July compared with May but most have still completely stopped face-to-face data collection.

● Stopped face-to-face data collection



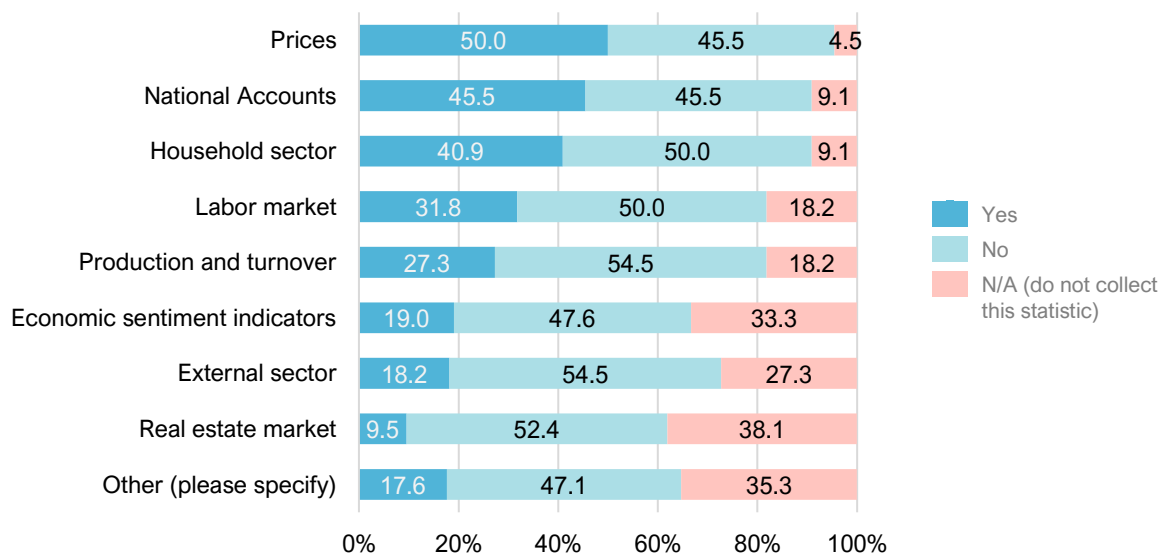
Approximately 75% of NSOs in Asia-Pacific were not able to indicate an estimated timeline for the full resumption of face-to-face interviews.

● When do you expect to be able to resume face-to-face interviews in full?



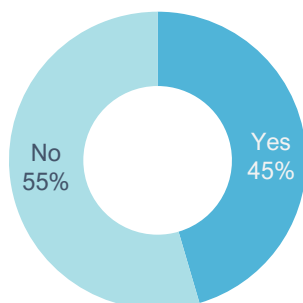
Production of short-term statistics continues to be affected. The top three are prices followed by national accounts and household sector statistics.

- Proportion of countries where the current COVID-19 pandemic is affecting NSO's ability to produce essential monthly/quarterly statistics, by type of statistics

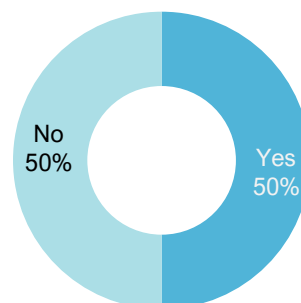


More than half of the NSOs in Asia-Pacific are not serving on a government crisis response group or advisory committee at the national level. 50 percent are implementing surveys on COVID-19 and its impacts.

- Has your office been called to serve on a government crisis response group or advisory committee at the national level due to COVID-19?

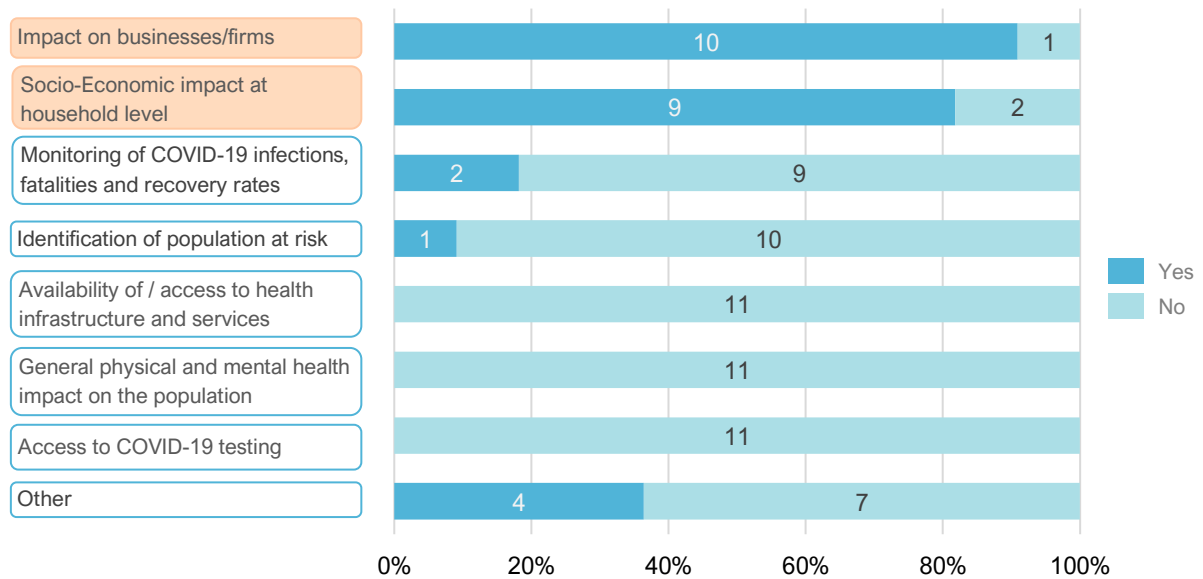


- Is your office currently implementing any survey on COVID-19 and its impacts?



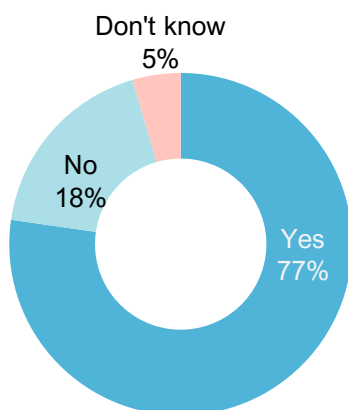
The impact on businesses/firms is the most popular focus of COVID-19 surveys in Asia-Pacific followed by socio-economic impacts at household level.

● What is the focus of the survey on COVID-19 and its impacts?

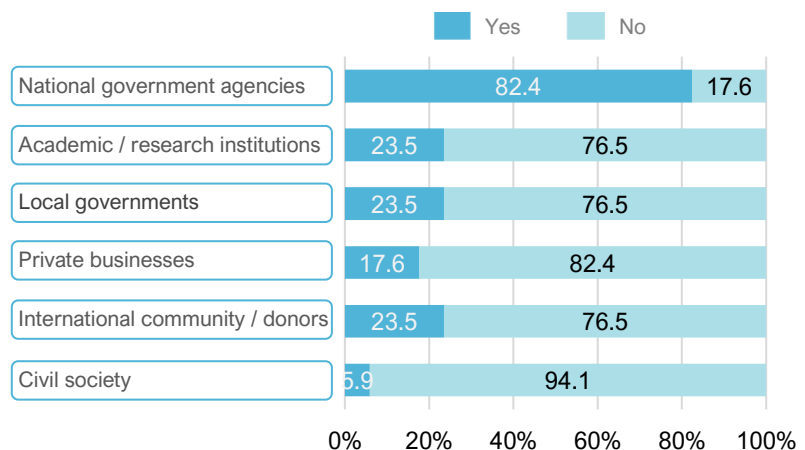


In Asia-Pacific, over 75% of NSOs report institutions other than the NSO are leading COVID-19 related data collection efforts.

● Is there any other COVID-19 related data collection efforts in your country being led by institutions other than your office?

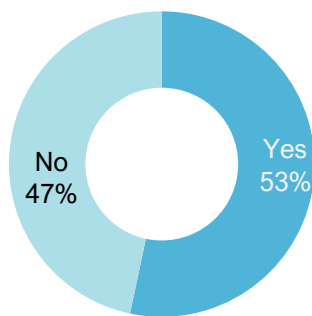


● Who is leading other COVID-19 related data collection efforts?

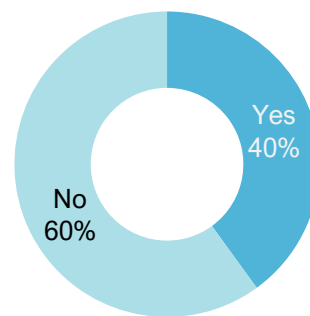


Although NSOs were aware of COVID-19 data collection activities being undertaken outside of their offices, only 53 percent indicated they were involved in the data collection and less than half indicated they would use the results for their own reporting purposes.

● Is your office involved in any of these data collection efforts?

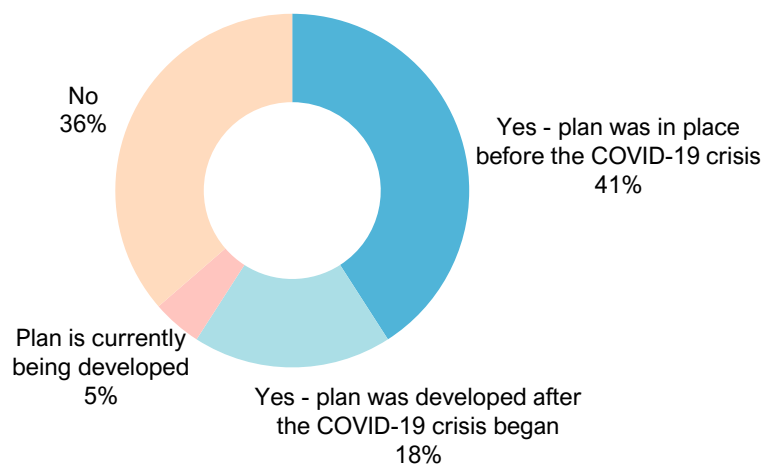


● Are you using or planning to use the results of any of these other COVID-19 related data collection efforts for your reporting purposes?



Over 40% of NSOs in Asia-Pacific had a crisis management plan in place before the COVID-19 crisis.

● Does your office have a crisis management plan?



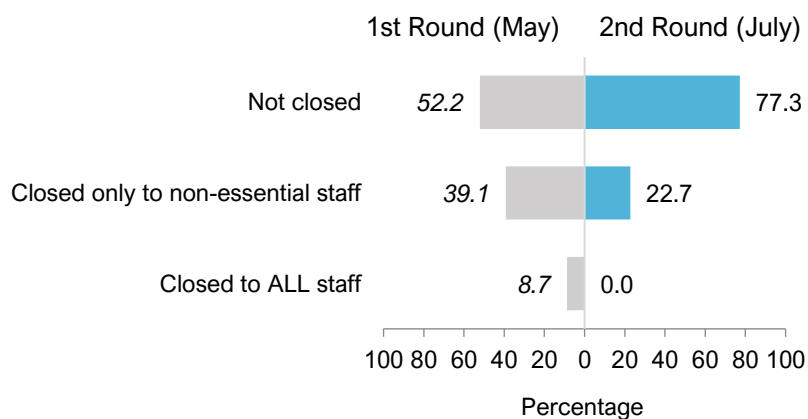
---

## There were no NSOs in Asia-Pacific fully closed in July 2020.

---

In July, 77.3 percent of NSO premises were fully open, while 22.7 percent allowed only essential staff to access the premises. This is an increase from May 2020, when only 52.2 percent of the office premises were fully open with 8.7 percent closed to all staff.

● Is your main office currently closed?

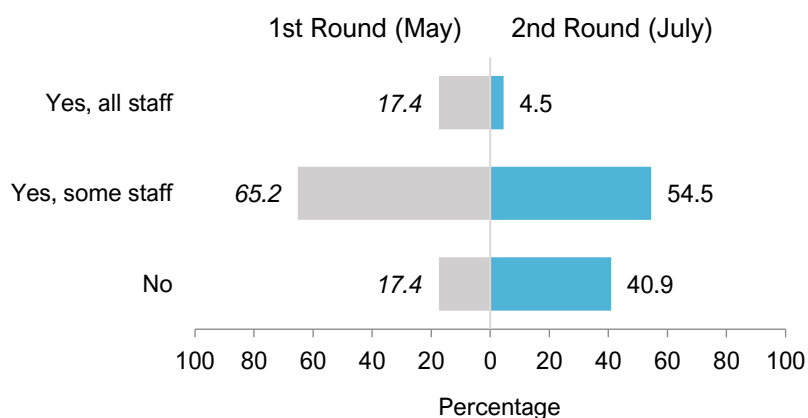


---

## While many offices have gradually reopened, more than half of NSO staff in Asia-Pacific have been instructed to work from home.

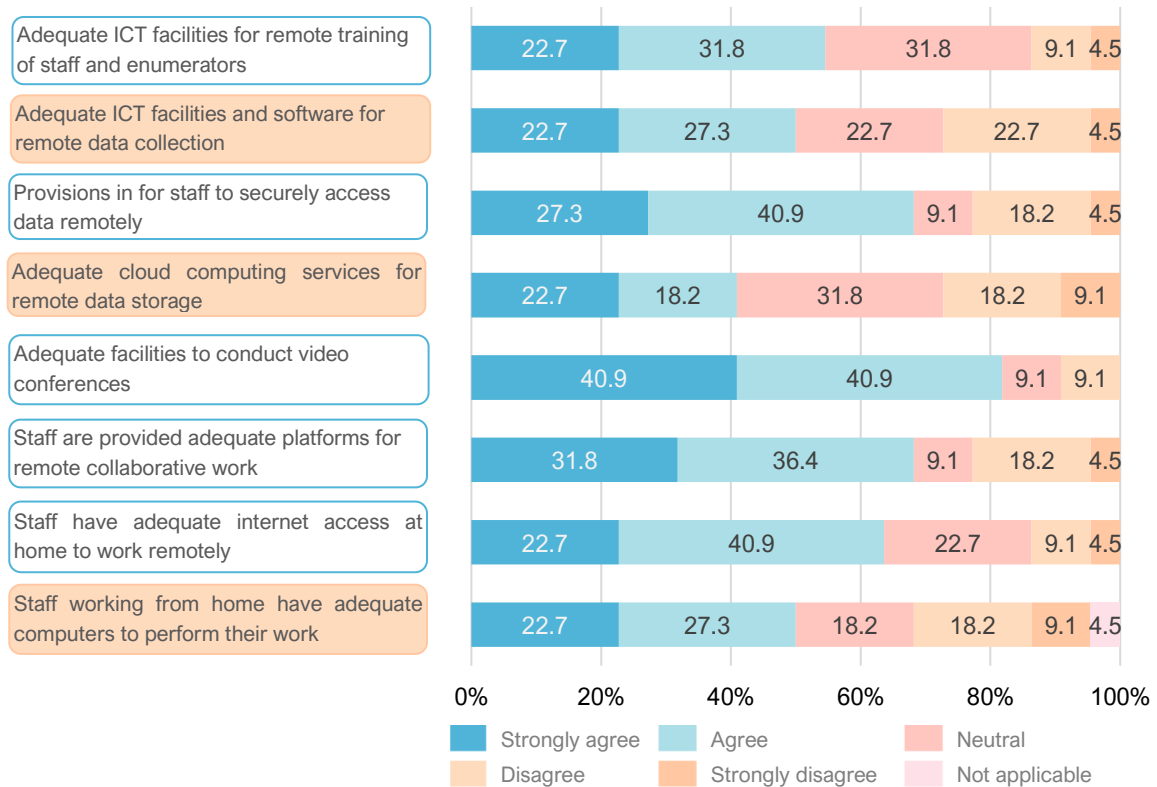
---

● Is staff instructed to work from home?



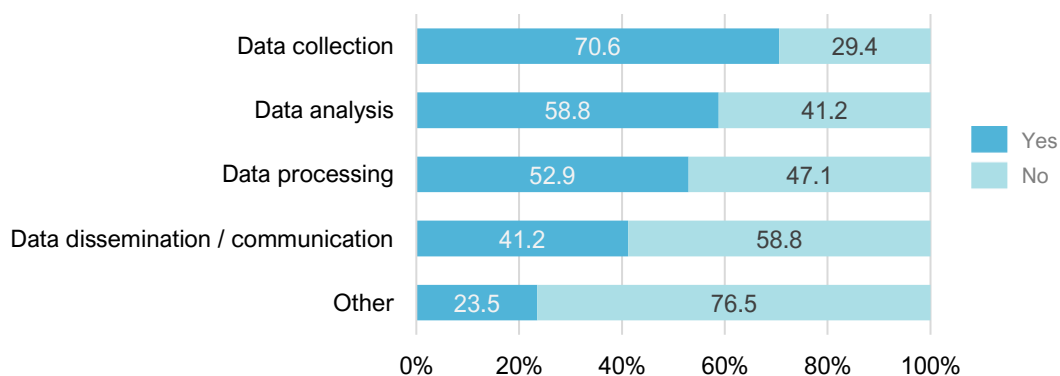
## Inadequate ICT equipment or infrastructure is the main constraint for working from home.

### ICT readiness during the COVID-19 pandemic



## The most popular remote trainings which were attended by NSO staff in Asia-Pacific during the COVID-19 crisis were about data collection followed by data analysis and data processing.

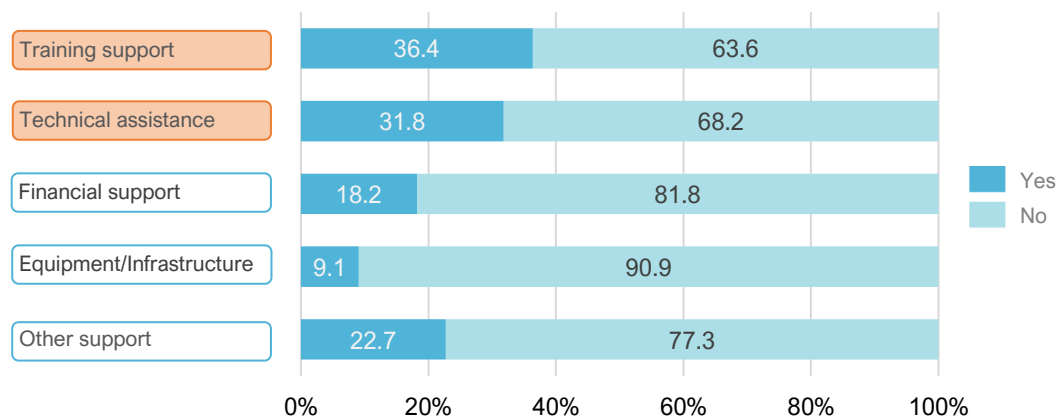
### Did NSO staff participate in remote trainings amidst the COVID-19 crisis covering any of the following topics?





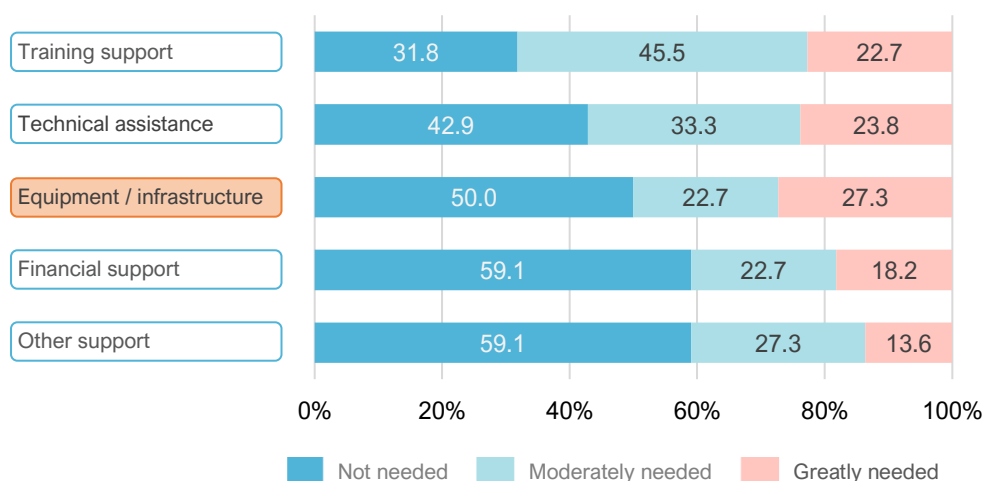
## NSOs in Asia-Pacific continue receiving support from international organizations or partners, mainly on trainings and technical assistance.

- Proportion of countries where NSO is currently receiving support from international organizations/partners to face the challenges posed by the COVID-19 pandemic?



## Equipment and infrastructure support is greatly needed by NSOs in Asia-Pacific.

- Are you in need of additional support to face the challenges posed by the COVID-19 pandemic?



Cover page graphic design:

- iStock-927335486 – Credit: bestbrk



