UNHCR Regional Trends 2022
Forcibly Displaced and Stateless Persons

Regional Bureau for Asia and the Pacific

UNHCR
The UN Refugee Agency

Regional Overview

UNHCR
The UN Refugee Agency

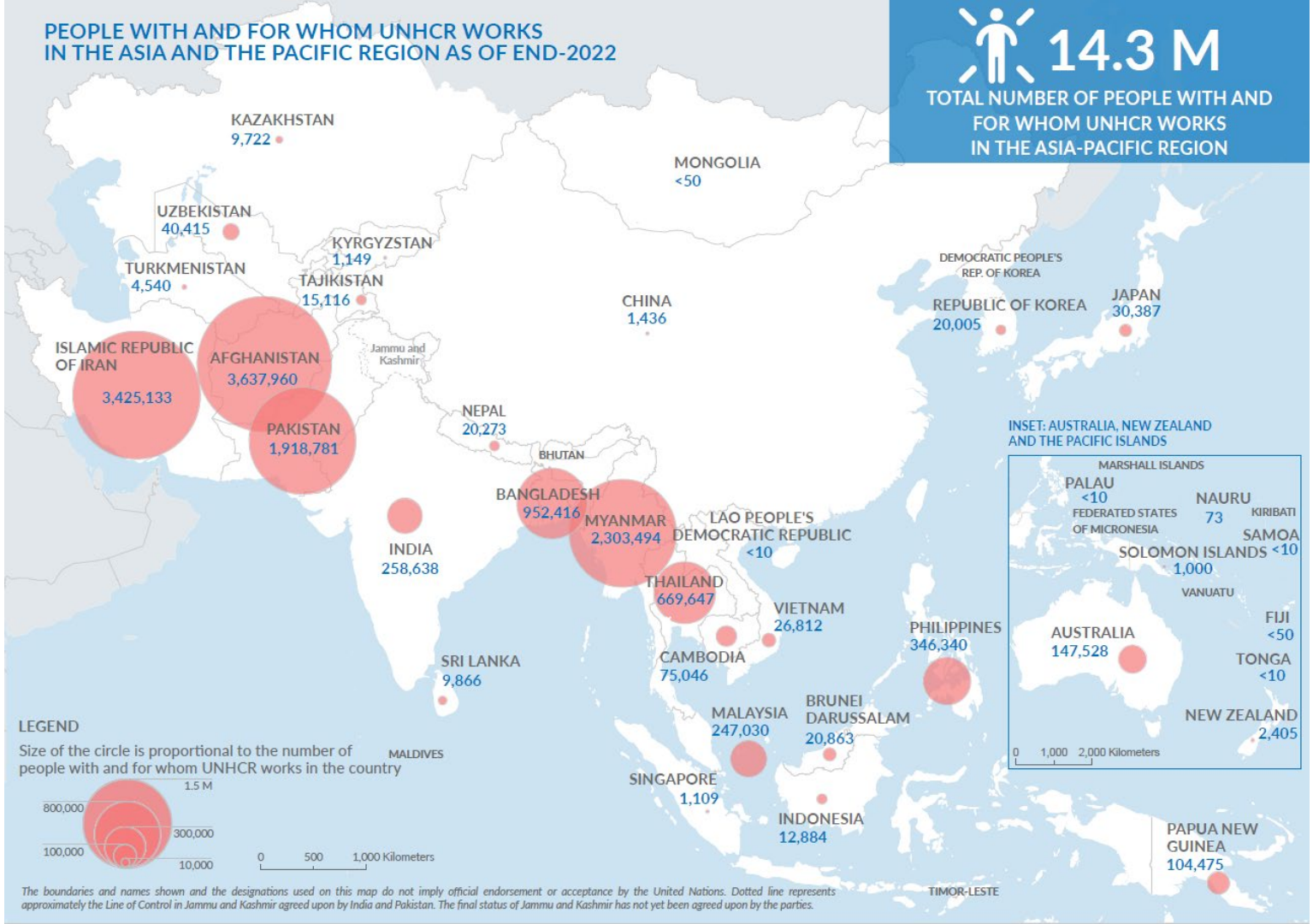
PEOPLE WITH AND FOR WHOM UNHCR WORKS
IN THE ASIA AND THE PACIFIC REGION AS OF END-2022
14.3 M
TOTAL NUMBER OF PEOPLE WITH AND
FOR WHOM UNHCR WORKS
IN THE ASIA-PACIFIC REGION
KAZAKHSTAN
9,722
MONGOLIA
<50
UZBEKISTAN
40,415
KYRGYZSTAN
1,149
TURKMENISTAN
4,540
TAJIKISTAN
15,116
CHINA
1,436
DEMOCRATIC PEOPLE'S
REP. OF KOREA
REPUBLIC OF KOREA
20,005
JAPAN
30,387
ISLAMIC REPUBLIC
OF IRAN
3,425,133
AFGHANISTAN
3,637,960
Jammu and
Kashmir
PAKISTAN
1,918,781
NEPAL
20,273
BHUTAN
BANGLADESH
952,416
MYANMAR
2,303,494
INDIA
258,638
LAO PEOPLE'S
DEMOCRATIC REPUBLIC
<10
THAILAND
669,647
VIETNAM
26,812
CAMBODIA
75,046
PHILIPPINES
346,340
SRI LANKA
9,866
MALAYSIA
247,030
BRUNEI
DARUSSALAM
20,863
SINGAPORE
1,109
INDONESIA
12,884
PAPUA NEW
GUINEA
104,475
TIMOR-LESTE
INSET: AUSTRALIA, NEW ZEALAND
AND THE PACIFIC ISLANDS
MARSHALL ISLANDS
PALAU
<10
FEDERATED STATES
OF MICRONESIA
NAURU
73
KIRIBATI
SAMOA
SOLOMON ISLANDS
1,000
<10
VANUATU
FIJI
<50
AUSTRALIA
147,528
TONGA
<10
NEW ZEALAND
2,405
0 1,000 2,000 Kilometers
LEGEND
Size of the circle is proportional to the number of
people with and for whom UNHCR works in the country
MALDIVES
1.5 M
800,000
300,000
100,000
10,000
0 500 1,000 Kilometers
The boundaries and names shown and the designations used on this map do not imply official endorsement or acceptance by the United Nations. Dotted line represents approximately the Line of Control in Jammu and Kashmir agreed upon by India and Pakistan. The final status of Jammu and Kashmir has not yet been agreed upon by the parties.

Over the last decade, the overall trends in the region show a steady increase since 2013 with a spike in 2022

People with and for whom UNHCR works in Asia Pacific | 2013 - 2022

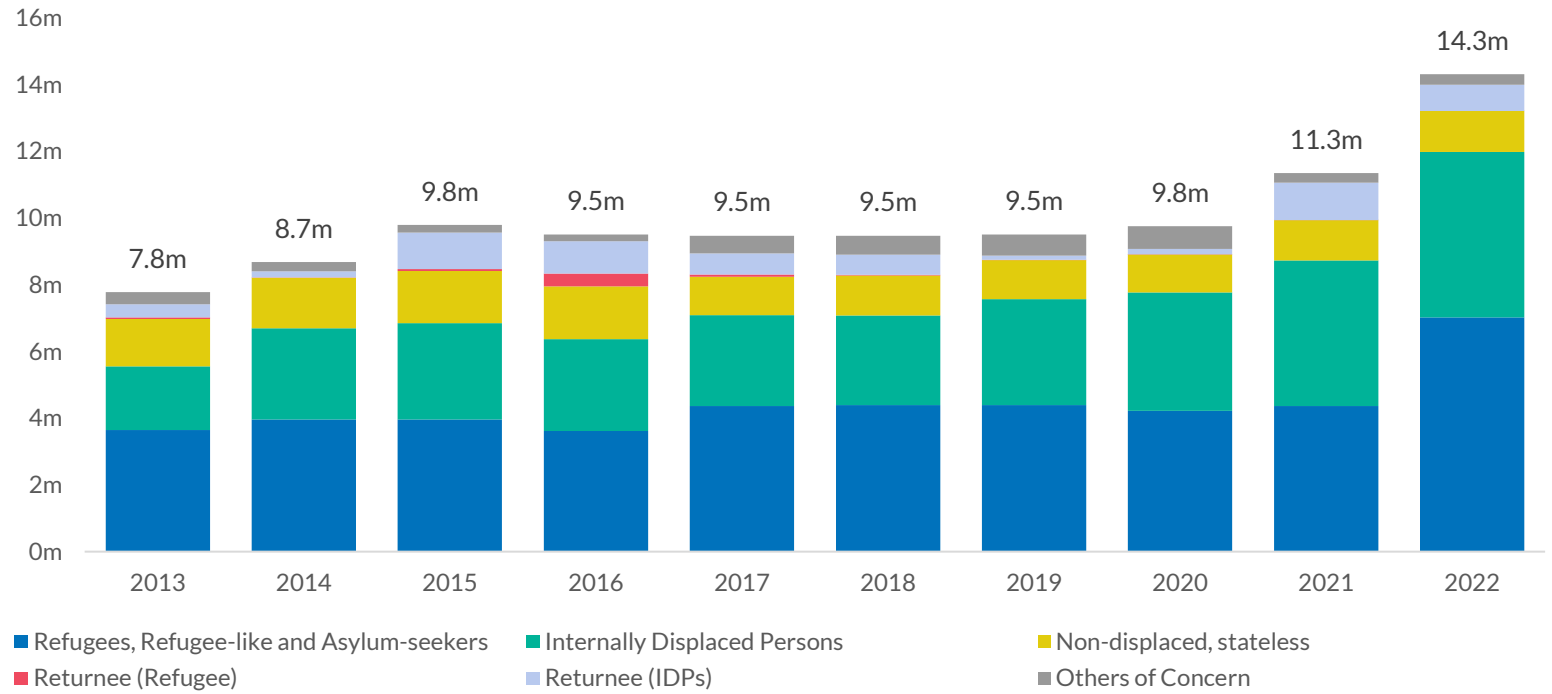

UNHCR
The UN Refugee Agency

The region hosts 13% (14.3 million out of 112.6 million) of the global total population UNHCR protects and/or assists

Population Groups in Asia Pacific | 2021- 2022

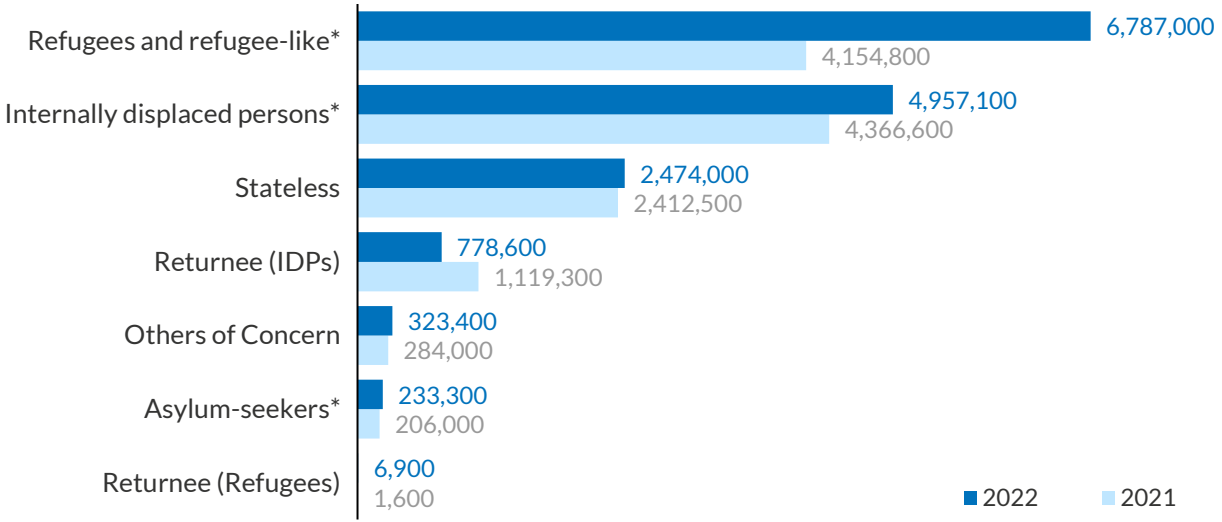

7M

Refugees, including people in refugee-like situations, and asylum seekers in the region

18%

Of the population category globally

2.5M

Stateless persons in the region

56%

Of the population category globally

*Stateless persons have been included in both stateless and their respective displacement categories

UNHCR
The UN Refugee Agency

Demographics of people with and for whom UNHCR works in Asia-Pacific

Demographic composition of the people with and for whom UNHCR works in the region | 2022

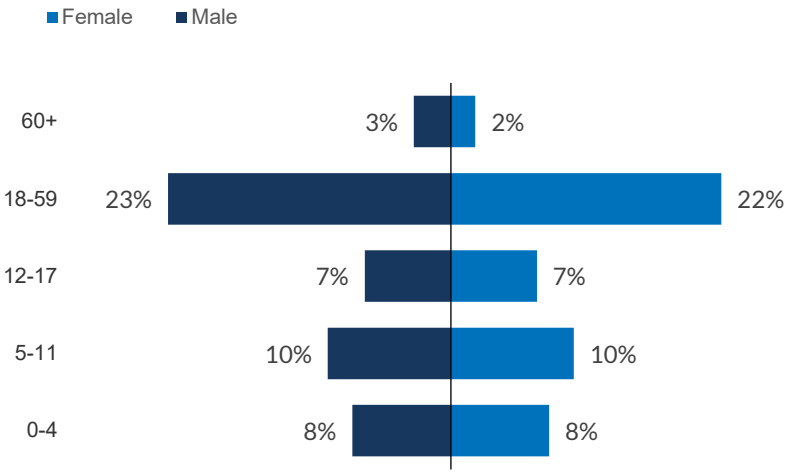

74% are women and children

Percentage of children | 2022

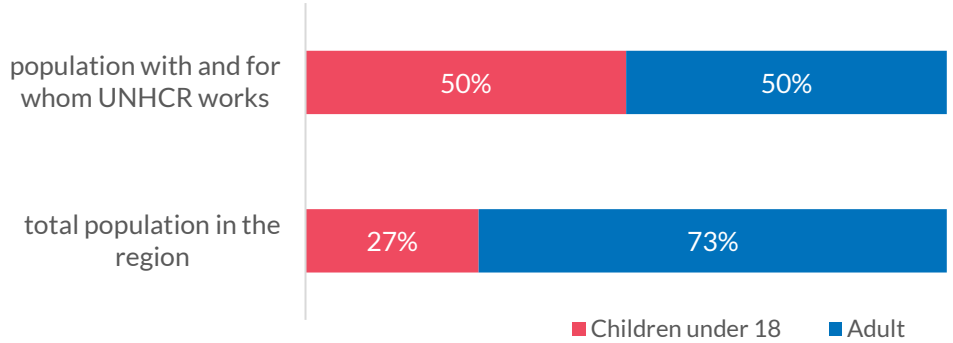

UNHCR
The UN Refugee Agency

Refugees and People in Refugee-Like Situations

UNHCR
The UN Refugee Agency

Afghanistan (3rd) and Myanmar (6th) are among the top 10 countries of origin for refugees globally

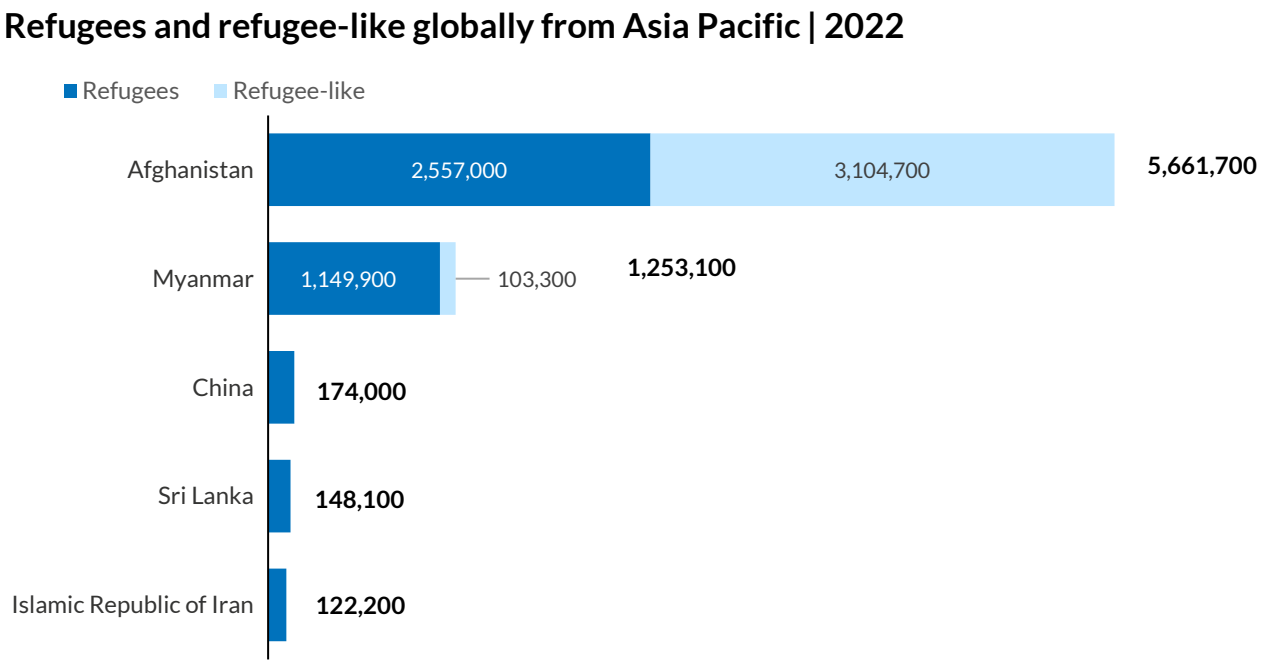

UNHCR
The UN Refugee Agency

Sustainable Development Goals indicator 10.7.4: The proportion of a country's population who become refugees (including people in refugee-like situations)

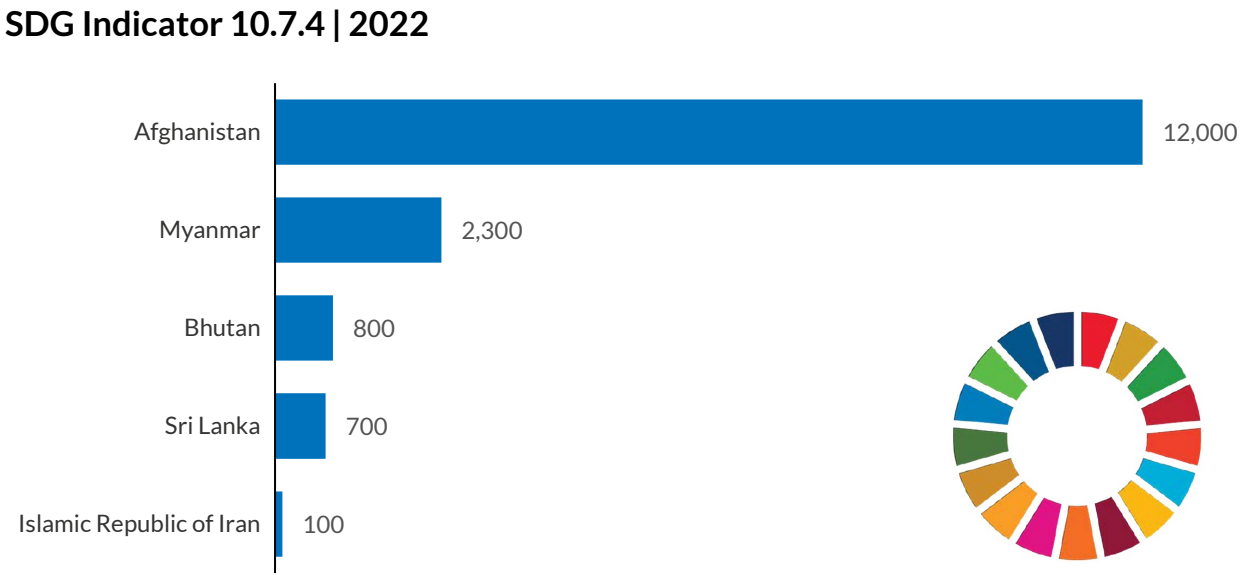

UNHCR
The UN Refugee Agency

Iran (2nd) and Pakistan (5th) are among the top 5 countries of asylum for refugees (including people in refugee-like situations) globally

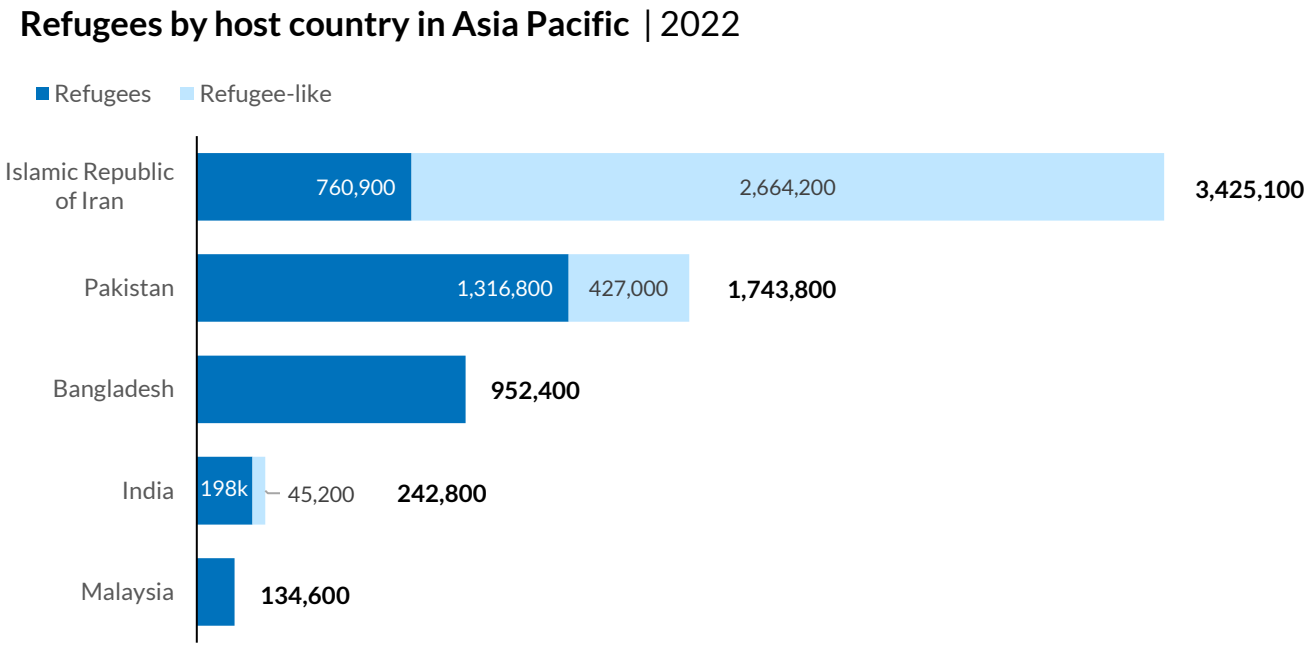

UNHCR
The UN Refugee Agency

Global Compact on Refugees (GCR) complementary indicator: The number of refugees per 1,000 de facto inhabitants

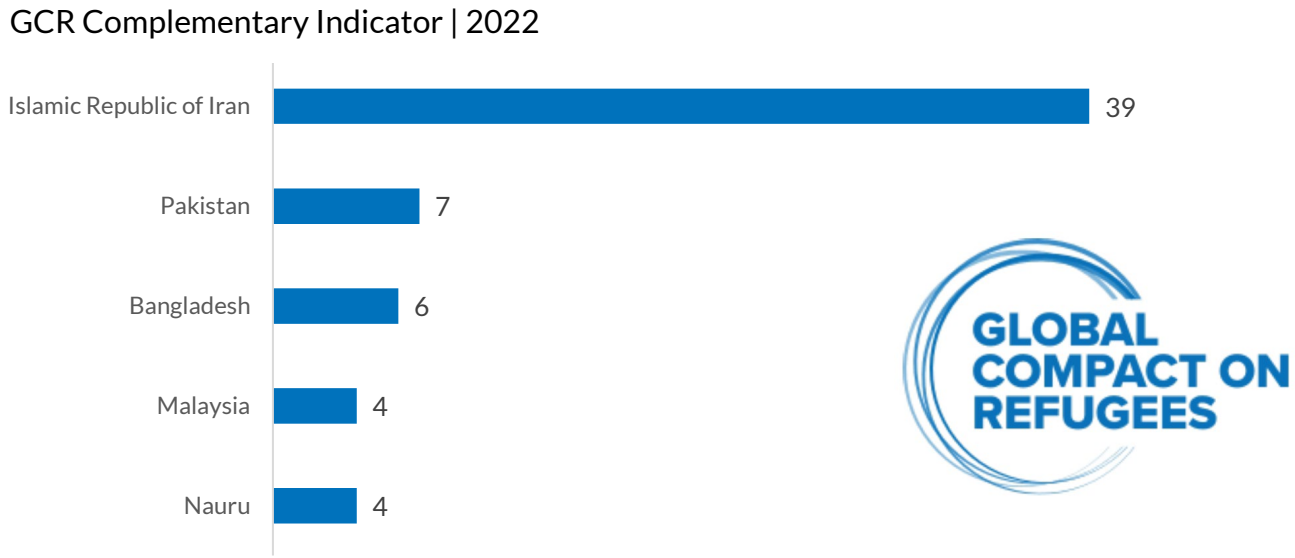

The Republic of Nauru is an independent UN member state covered by the UNHCR Australia Multi-Country Representation. Despite the limited number of refugees hosted (47), it ranks at the 5th position in the Asia and the Pacific GCR complementary indicator because of its small population (12,727). Majority of the refugees have been evacuated to Processing Centre in Australia for medical reasons.

Asylum-seekers

UNHCR
The UN Refugee Agency

New Asylum Seekers in 2022: where did they go?

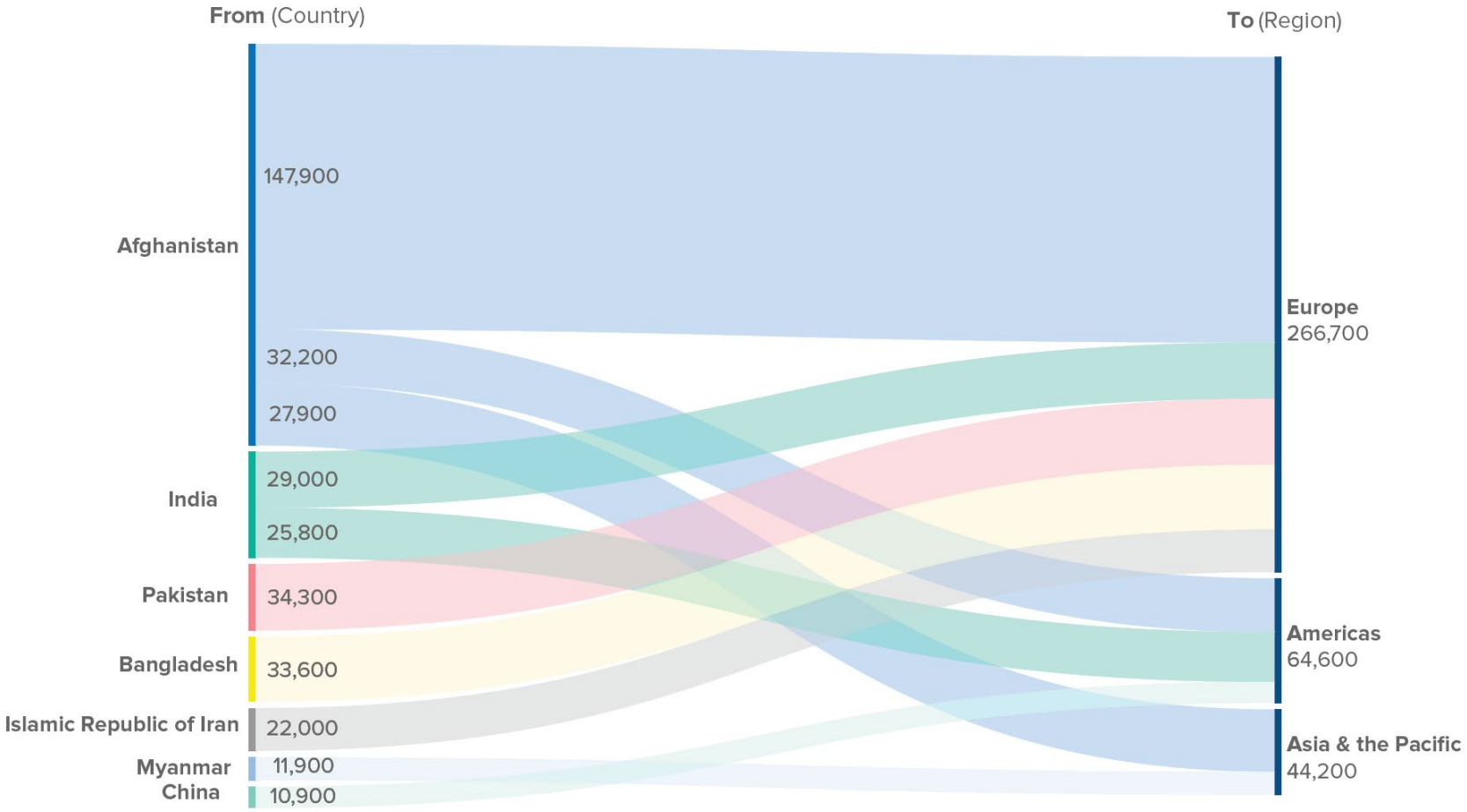

Internally Displaced Persons

UNHCR
The UN Refugee Agency

IDPs account for more than 40 per cent of all forcibly displaced people in the region



The newly displaced IDPs in 2022 are in Myanmar (1,196,400), the Philippines (111,000), Papua New Guinea (66,600) and Afghanistan (32,400).

UNHCR
The UN Refugee Agency

Stateless Persons

UNHCR
The UN Refugee Agency

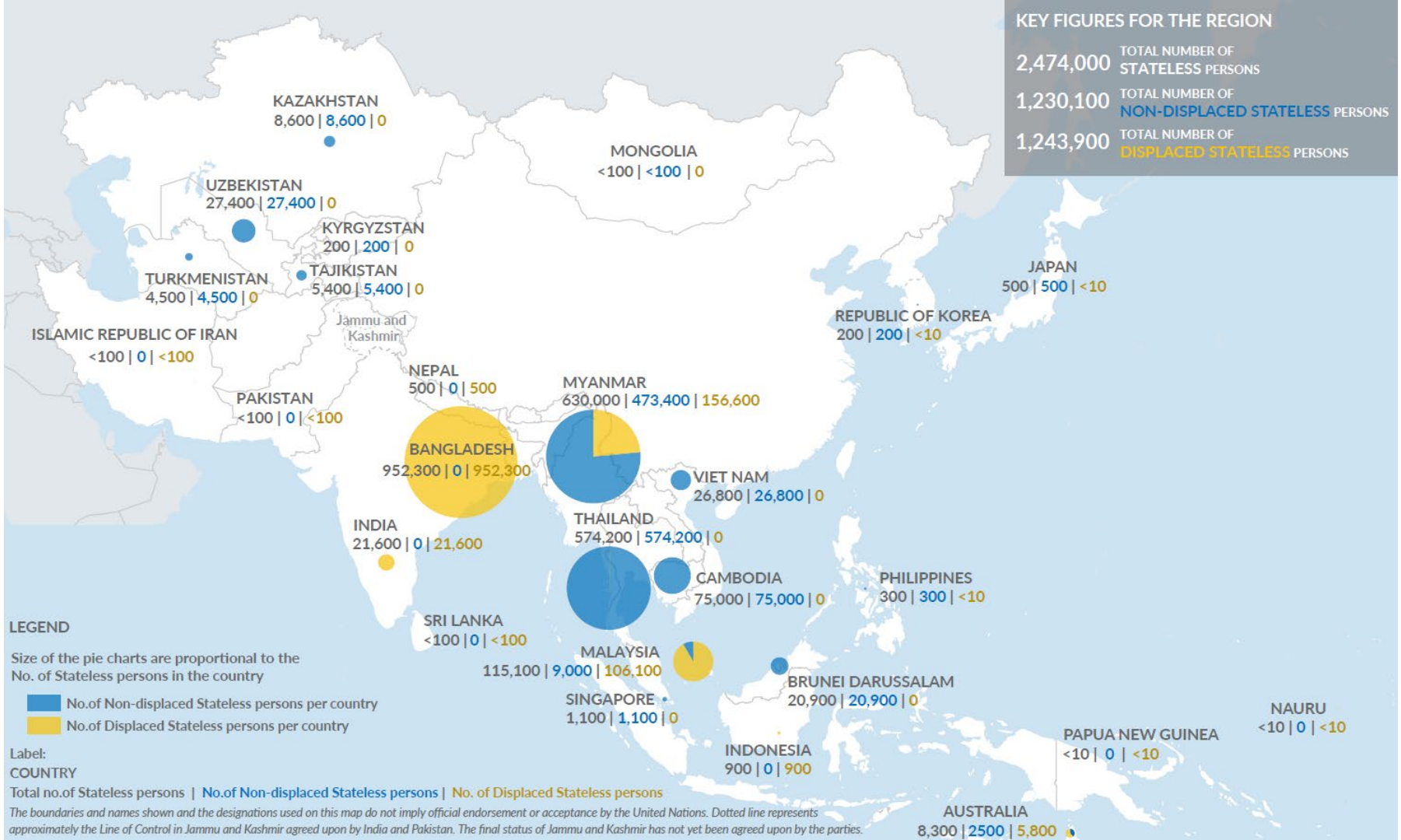
KEY FIGURES FOR THE REGION
2,474,000 TOTAL NUMBER OF STATELESS PERSONS
1,230,100 TOTAL NUMBER OF NON-DISPLACED STATELESS PERSONS
1,243,900 TOTAL NUMBER OF DISPLACED STATELESS PERSONS
KAZAKHSTAN
8,600 | 8,600 | 0
MONGOLIA
<100 | <100 | 0
UZBEKISTAN
27,400 | 27,400 | 0
KYRGYZSTAN
200 | 200 | 0
TURKMENISTAN
4,500 | 4,500 | 0
TAJIKISTAN
5,400 | 5,400 | 0
JAPAN
500 | 500 | <10
Jammu and Kashmir
ISLAMIC REPUBLIC OF IRAN
<100 | 0 | <100
REPUBLIC OF KOREA
200 | 200 | <10
NEPAL
500 | 0 | 500
MYANMAR
630,000 | 473,400 | 156,600
PAKISTAN
<100 | 0 | <100
BANGLADESH
952,300 | 0 | 952,300
VIET NAM
26,800 | 26,800 | 0
INDIA
21,600 | 0 | 21,600
THAILAND
574,200 | 574,200 | 0
CAMBODIA
75,000 | 75,000 | 0
PHILIPPINES
300 | 300 | <10
SRI LANKA
<100 | 0 | <100
MALAYSIA
115,100 | 9,000 | 106,100
BRUNEI DARUSSALAM
20,900 | 20,900 | 0
SINGAPORE
1,100 | 1,100 | 0
NAURU
<10 | 0 | <10
PAPUA NEW GUINEA
<10 | 0 | <10
INDONESIA
900 | 0 | 900
AUSTRALIA
8,300 | 2500 | 5,800
LEGEND
Size of the pie charts are proportional to the No. of Stateless persons in the country
No.of Non-displaced Stateless persons per country
No.of Displaced Stateless persons per country
Label:
COUNTRY
Total no.of Stateless persons | No.of Non-displaced Stateless persons | No. of Displaced Stateless persons
The boundaries and names shown and the designations used on this map do not imply official endorsement or acceptance by the United Nations. Dotted line represents approximately the Line of Control in Jammu and Kashmir agreed upon by India and Pakistan. The final status of Jammu and Kashmir has not yet been agreed upon by the parties.

Afghanistan Situation

UNHCR
The UN Refugee Agency

Global

9.2 MILLION
forcibly displaced Afghans globally

5.7 MILLION
Afghan refugees and people in refugee-like situations

295 THOUSAND
Afghan asylum-seekers around the world

3.25 MILLION
Afghan internally displaced people

Asia-Pacific

8.5 MILLION (92.4%)
forcibly displaced Afghans in Asia and the Pacific

5.2 MILLION
(91.8%)
Afghan refugees and people in refugee-like situations in Asia and the Pacific

51 THOUSAND
(91.8%)
Afghan asylum-seekers in Asia and the Pacific

3.25 MILLION
Afghan internally displaced people

South-West Asia

(Afghanistan, the Islamic Republic of Iran and Pakistan)

8.45 MILLION (91.7%)
forcibly displaced Afghans in South-West Asia

5.16 MILLION
(91%)
Afghan refugees and people in refugee-like situations in South-West Asia

38 THOUSAND
(12.9%)
Afghan asylum-seekers in South-West Asia

3.25 MILLION
Afghan internally displaced people

UNHCR
The UN Refugee Agency

Myanmar Situation

UNHCR
The UN Refugee Agency

Global

2.81 MILLION
forcibly displaced people from Myanmar globally

1.253 MILLION
Refugees and people in refugee-like situations from Myanmar globally

49 THOUSAND
Asylum-seekers from Myanmar around the world

1.5 MILLION
Internally displaced people in Myanmar

Asia-Pacific

2.80 MILLION (99.7%)
forcibly displaced people from Myanmar in Asia and the Pacific

1.25 MILLION
(99.7%)
Refugees and people in refugee-like situations from Myanmar in Asia and the Pacific

44 THOUSAND
(90%)
Asylum-seekers from Myanmar in Asia and the Pacific

1.5 MILLION
Internally displaced people in Myanmar

UNHCR
The UN Refugee Agency

UNHCR Support and Assistance

UNHCR
The UN Refugee Agency

3.3 million forcibly displaced & st ateless people accessed p rotection servi ces

1.5 million forcibly displaced & st ateless chil dren accessed protection servi ces

Protection

1.6 million forcibly displaced & st ateless people received cash assistance

Basic needs

16,200 children 6-59 mo nths admitted for t reatment of moderate acu te malnutrition

3,000 children 6-59 months admitted for treatment of severe acute malnutrition

Nutrition

73% of countries had a multi-channel feedback and response system th at was designed based on consultations with forcibly displaced & st ateless people

Accountability to affected populations

2.9 million forcibly displaced & st ateless people received esse ntial healthcare services

624,400 forcibly displaced & st ateless people received me ntal health and psychosocial support services

189,300 women & girls received s exual and reproductive health servi ces (ante- o r post-n atal care, deli very, contraceptive o r gender-based violence clinical services)

Health

UNHCR
The UN Refugee Agency

Inclusion of Forcibly Displaced and Stateless People in National Systems

[International Recommendations on Refugee Statistics (IRRS)]

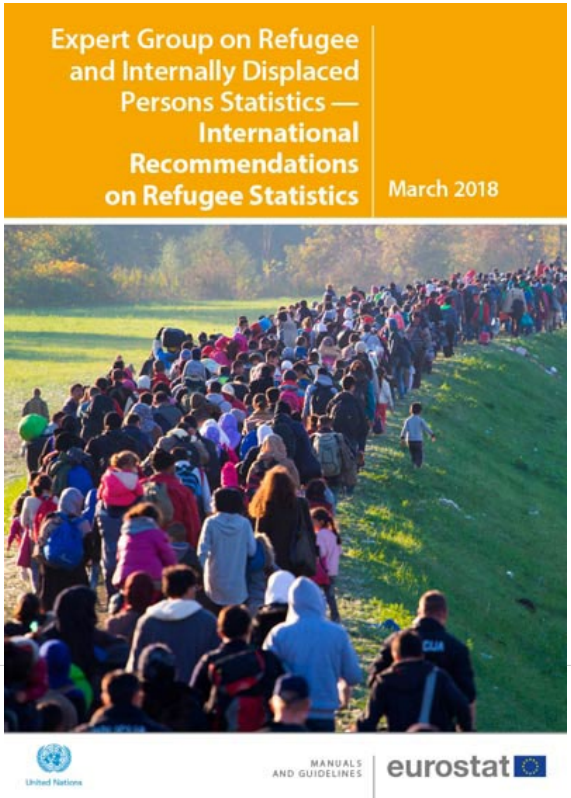

[International Recommendations on Internally Displaced Persons Statistics (IRIS)]

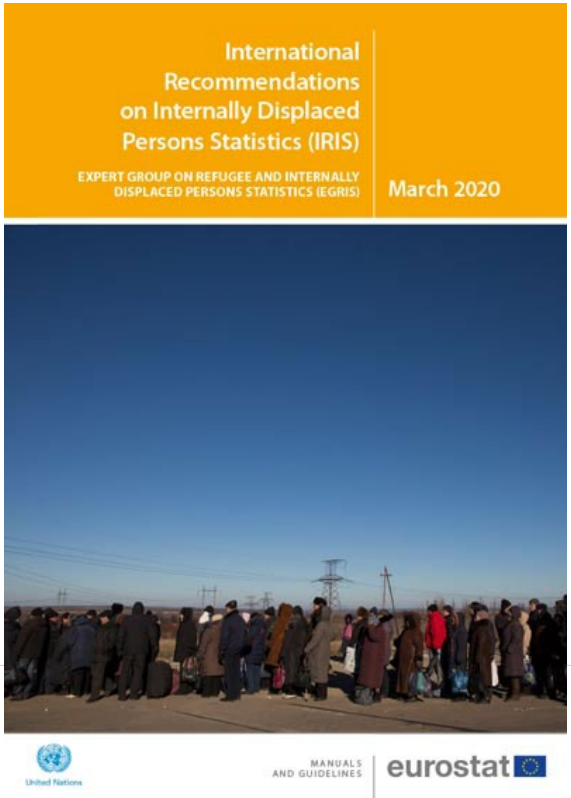

[International Recommendations on Statelessness Statistics (IROSS)]

Endorsed at the 54th session of the United Nations Statistical Commission in 2023



UNHCR
The UN Refugee Agency

For more details

https://data.unhcr.org/en/documents/details/101659

Chao Huang
Statistics and Data Analysis Officer
huang@unhcr.org

UNHCR
The UN Refugee Agency