

Facilitated Online Course on Next Generation Trade Facilitation in Asia (for ASEAN, CPTA, APTA Member States)

1 June – 30 June 2023

Technical guide on how to take the course

1. How to take this course

The course consists of two parts: self-study on the e-learning platform and the interactive live sessions.

A. Self-study part

The e-learning course is available on the [ESCAP Community Platform](#). Please read the instructions below to access the platform. You will be able to access all the course materials on the platform including:

Video lectures: You need to watch the 10 module videos lectures on the ESCAP Community Platform.

Quizzes: You will find the links to the 4 quizzes on the platform. You can attempt the quizzes as many times as you need. You need to answer 75% of questions correctly at each quiz get your certificate.

B. Live sessions

After the self-study of the course materials, there will be **3 back-to-back live sessions on 6 June 2023**. **You will receive the link and instruction to attend the live sessions by email in advance.** The live sessions provide deeper and broader discussions with invited experts. You are encouraged to send written questions before the live sessions by email to runqiu.du@un.org.

C. Certificate

After passing the quizzes and completing other requirements (e.g., course evaluation survey), a free electronic certificate from ESCAP will be issued to the participants within 30 days.

2. How to access the e-learning platform

The e-learning course is available on the ESCAP Community platform, you will need to register to access to the course. Take the following steps to access to the course.

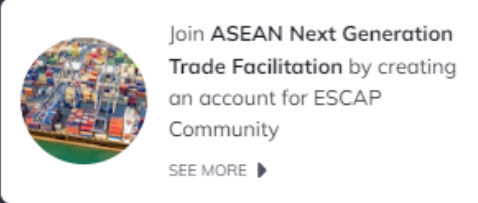
1. Open your browser. Go to:

https://community.unescap.org/share/mpiaAJ8oaQUesFUQ?utm_source=manual

2. Register your First Name and Last Name and then click on “Next” on the top left corner. You can also press the enter key on your keyboard.
3. If you cannot access the following page, please try opening in a different browser (Chrome, Firefox, Safari etc.).
4. Register your email address and create a password, then click on the next button or the enter key on your keyboard.

1. ENTER YOUR FIRST NAME AND LAST NAME

2. REGISTER YOUR EMAIL ADDRESS AND A PASSWORD



Join ASEAN Next Generation Trade Facilitation by creating an account for ESCAP Community

SEE MORE ▶


ESCAP COMMUNITY





Create Account

Create Account

Already a Member? [Sign In](#)

5. You are now registered, and you have access to the e-learning course webpage. You will also receive an e-mail at the e-mail address you registered with the link to the e-learning course **(if you cannot find the email, please check your Junk/Spam or Other box)**.
6. You are now able to begin the e-learning course.
7. Click on the “Overview page” to have a look at the content of the e-learning course.
8. To begin the course, click on the Module 1 page.



+ Create

Feed

Discovery

Members

Events

General

Home 2:10


Courses

ASEAN Next Generation Trade Facilitation

Trade and sustainable development

SEE MORE

Groups



ASEAN Next Generation Trade Facilitation

ESCAP-ASEAN Course on Next Generation Trade Facilitation


+ Create

Table of Contents

Feed

Members

Chat




LET'S GET STARTED!

Online Course on Next Generation Trade Facilitation in ASEAN

Continue

Welcome, Nichapat 🎉

Explore this checklist to get started in ESCAP Community. Click a list item to begin.



Welcome! Getting Started and Te...

0%

View List

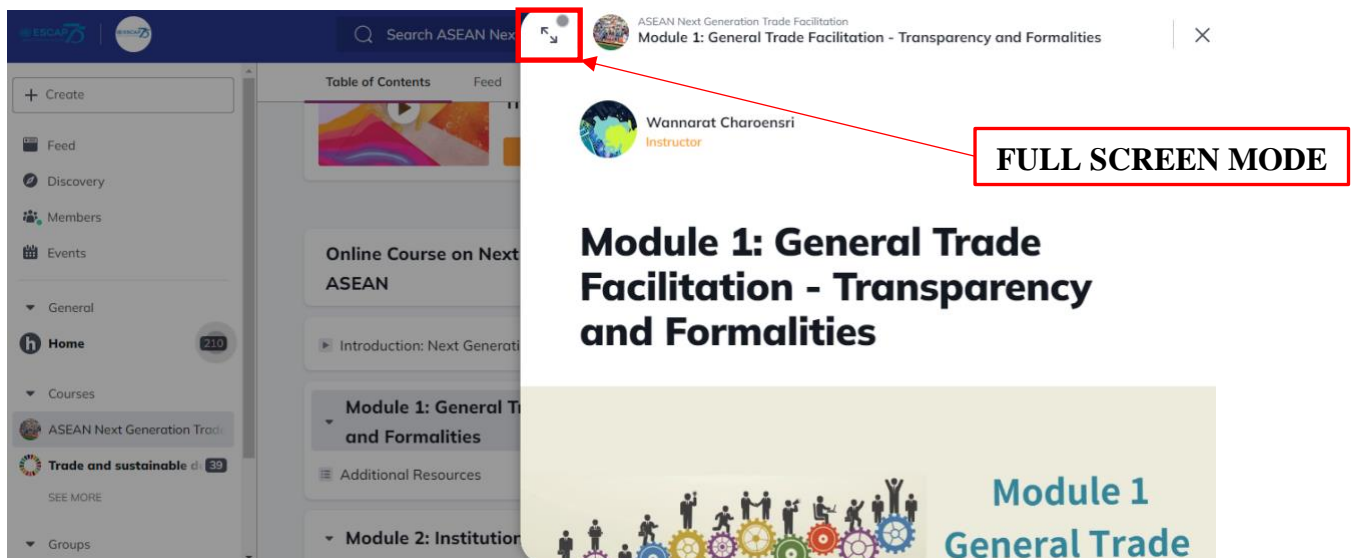
Online Course on Next Generation Trade Facilitation in ASEAN

▶ Introduction: Next Generation Trade Facilitation

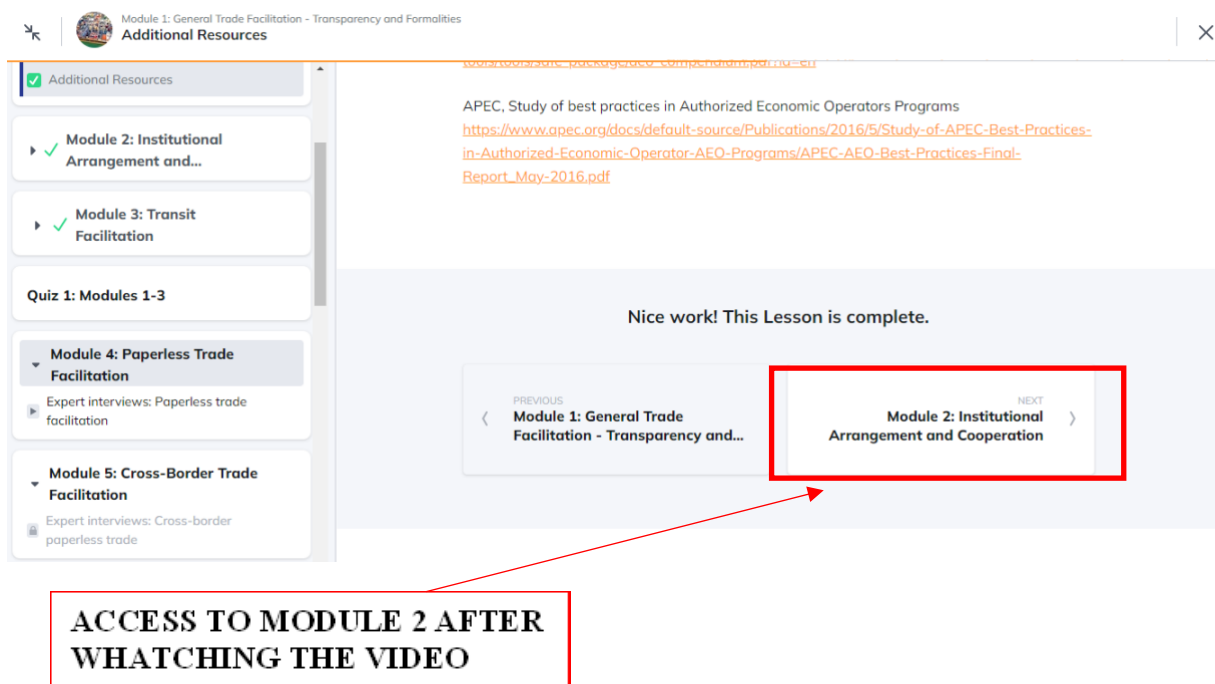
OVERVIEW PAGE

MODULE 1 PAGE: TO BEGIN THE COURSE

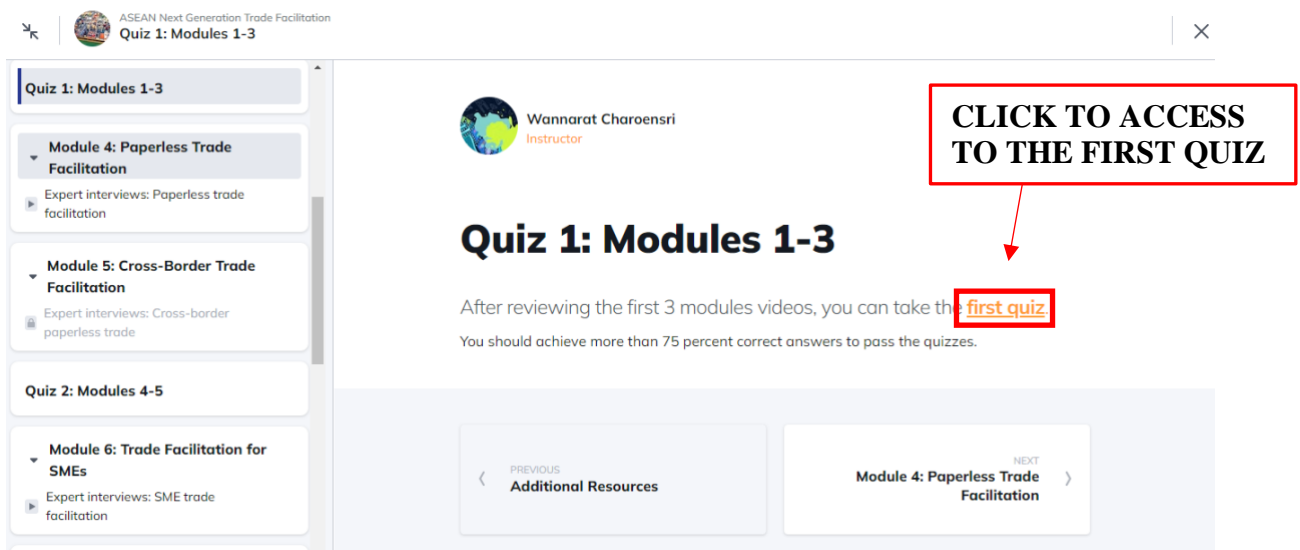
9. We recommend clicking on the full-screen mode for a more comfortable reading.



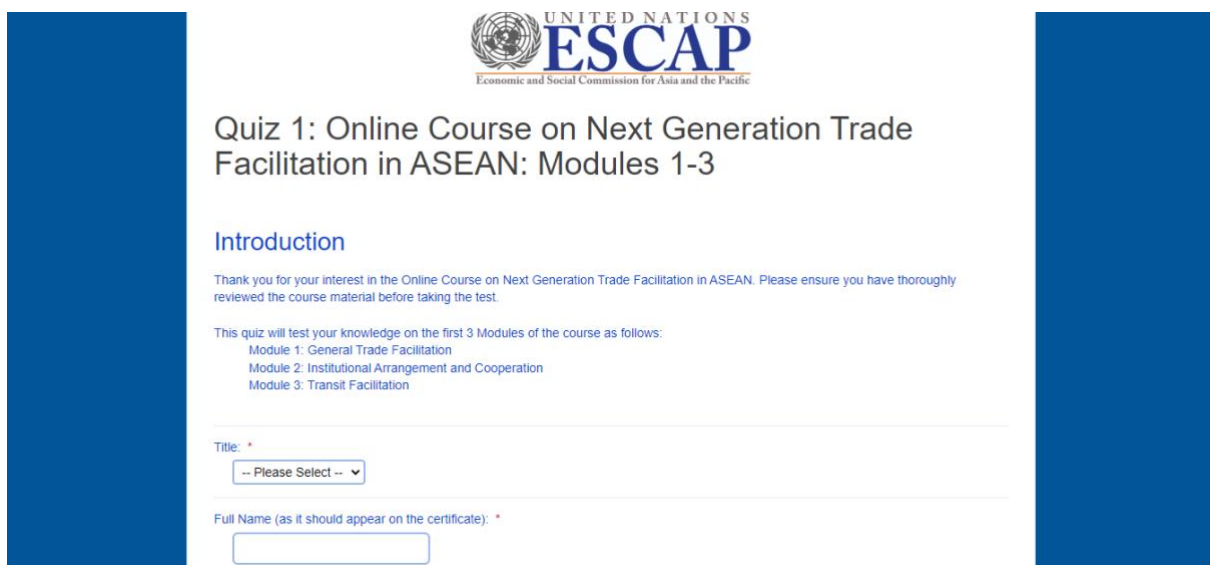
10. Now watch the video of Module 1. You may need to watch the video until the end to unlock the following Modules. You can access the following Modules on the left of the webpage or also at the bottom of the page.



11. Once you have completed Module 1-3, you can take Quiz 1. Click on the link to take Quiz 1.



12. You will access the Quiz Platform. Fill the fields with your information then click on “Next” at the bottom of the page. You are now able to answer the quiz. (See below an example)



3. Administrative matters

Pace: You may allocate 3-6 hours for self-learning, and 4 hours for live sessions. We kindly suggest that you go through all modules on the platform before attending the live sessions.

Live Sessions: Meeting links and instruction to attend the live sessions will be sent to you by email in advance. Participants are encouraged to send written questions before the live sessions via email to runqiu.du@un.org.

Certificate: A certificate will be issued electronically to participants having successfully completed all course activities within 30 days.

Contact: For assistance about the course, please contact runqiu.du@un.org.