

Demographic Dividend with a Gender Dimension in Asia and the Pacific – Project achievements and lessons learned

Session 1: Demographic Dividend with a Gender Dimension

Regional Expert Forum

Harnessing intergenerational benefits of demographic change in Asia and the Pacific:


Engaging all groups from youth to older persons

09:00 – 16:00 (Bangkok) 22 June 2022

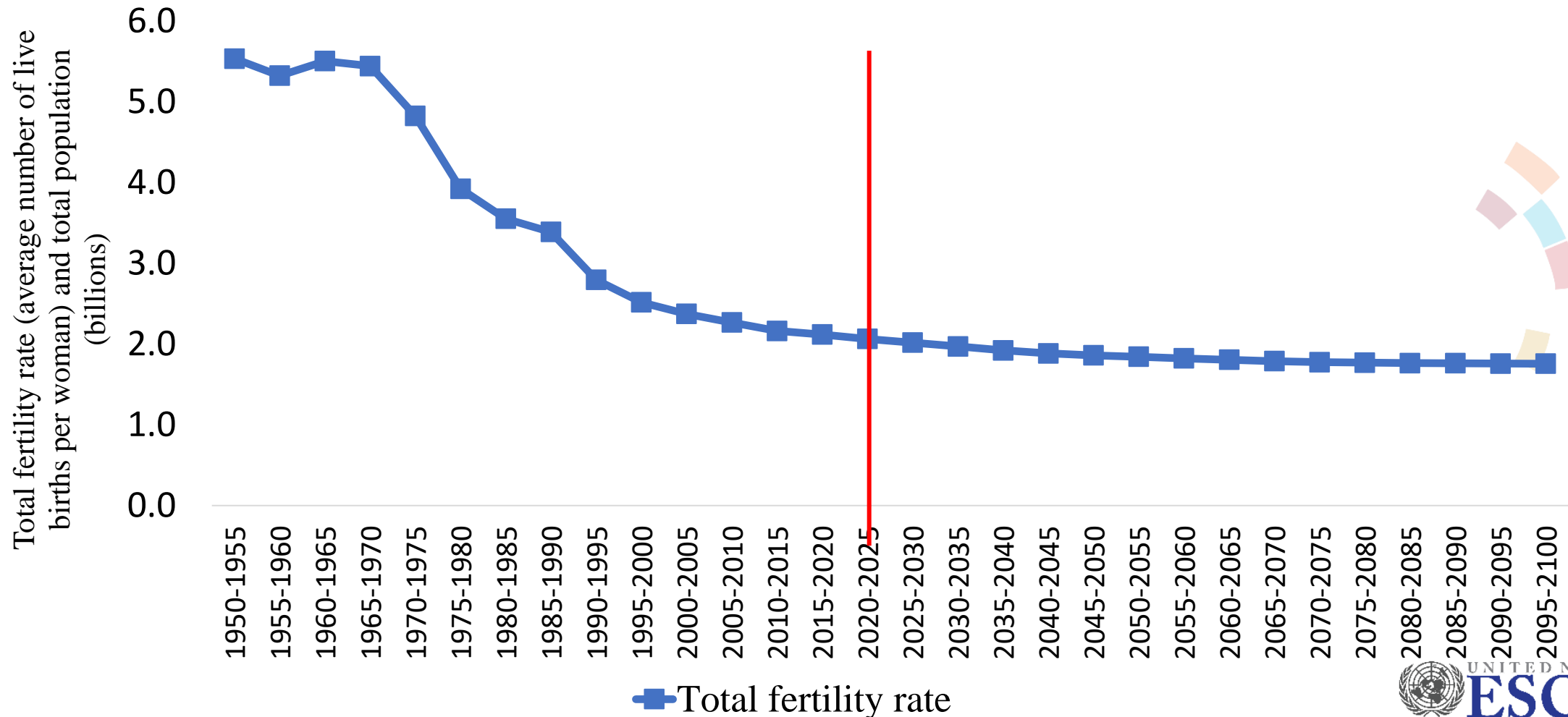
Mr. Hakim Horton, Research Assistant, Sustainable Demographic Transition Section, Social Development Division, ESCAP

Mr. Marco Roncarati, Social Affairs Officer, Sustainable Demographic Transition Section, Social Development Division, ESCAP

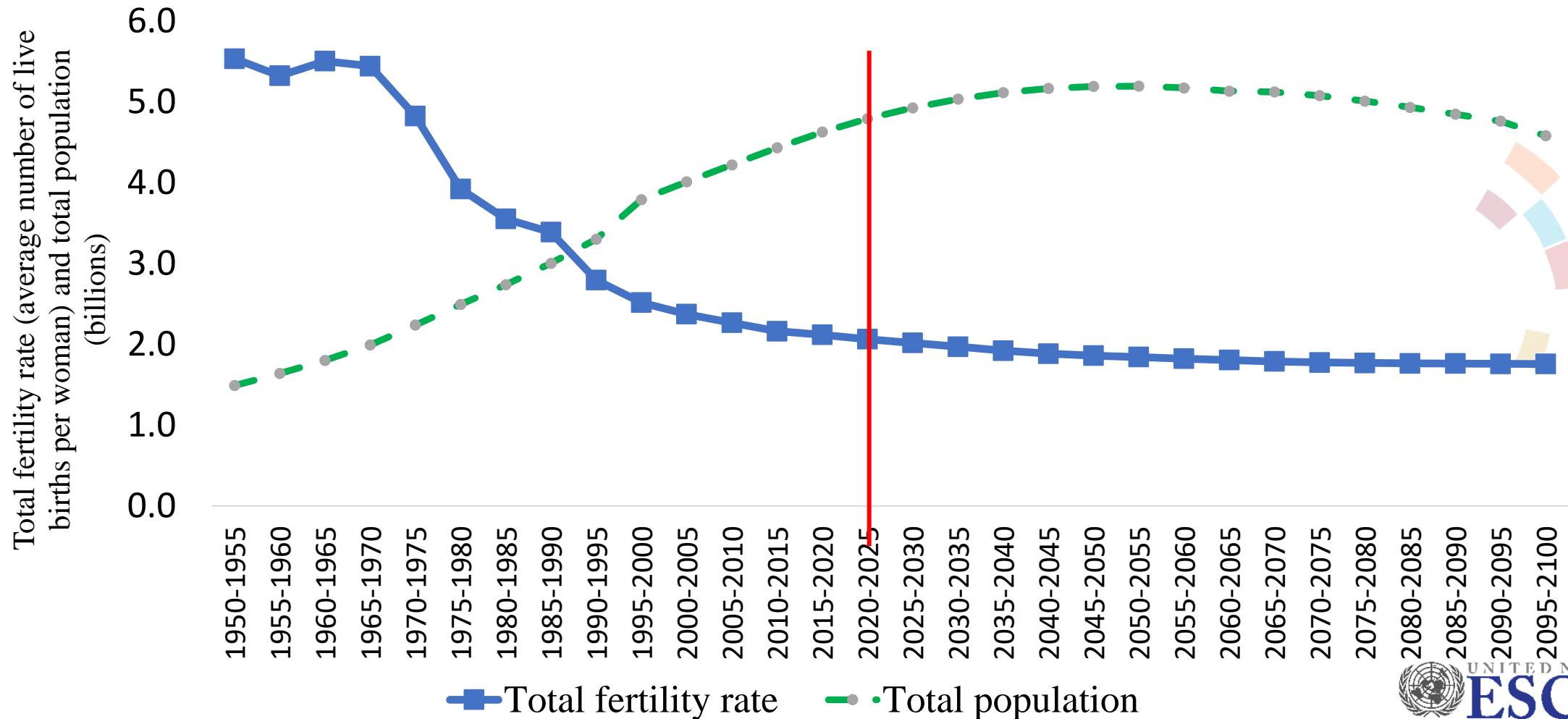
The demographic transition in Asia and the Pacific 1950–2100



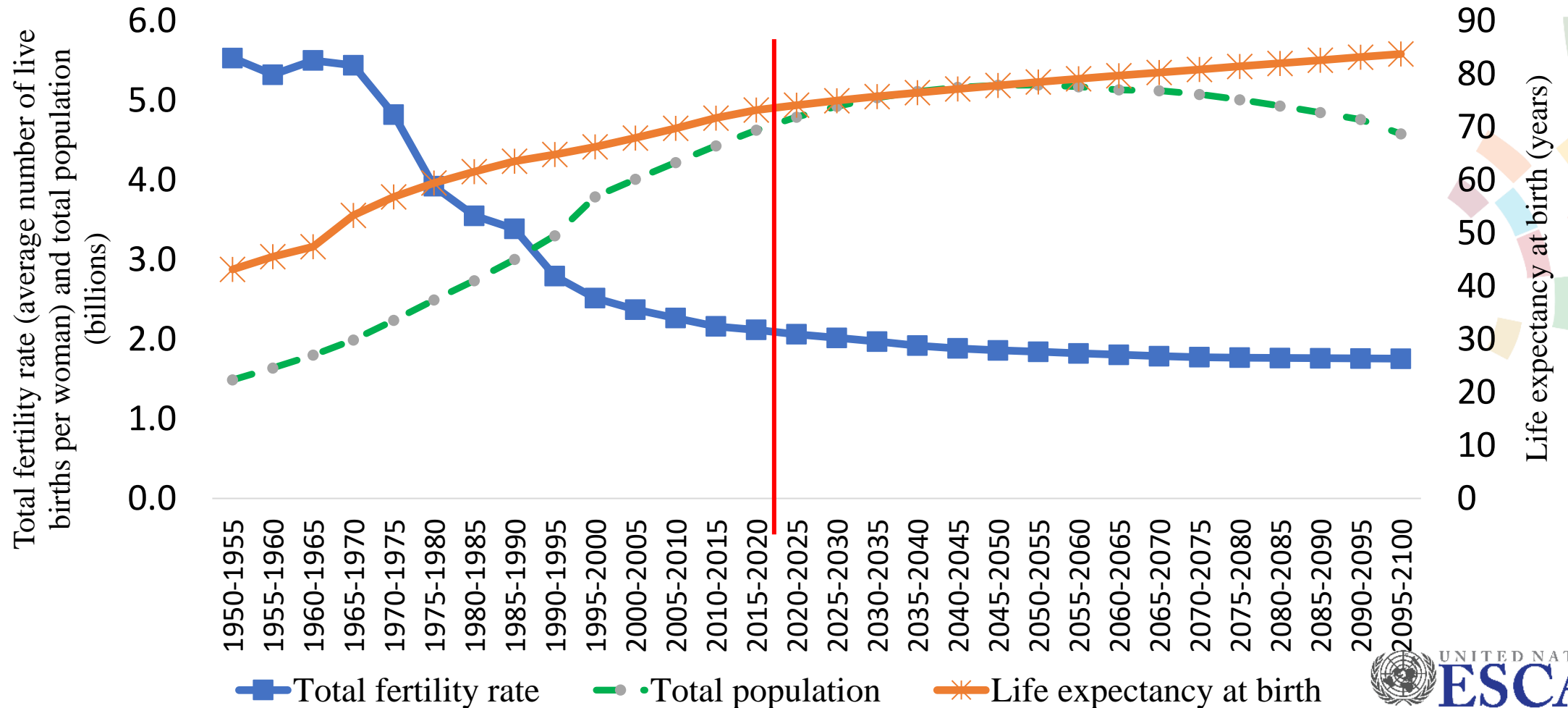
The demographic transition in Asia and the Pacific 1950–2100



The demographic transition in Asia and the Pacific 1950–2100



The demographic transition in Asia and the Pacific 1950–2100



Demographic Dividend with a Gender Dimension: Entry points for Implementation of Sustainable Development Goals in Africa and Asia and the Pacific



Project partners: ECA and ESCAP + UNFPA

Project duration: January 2018 – June 2022

Project aim: to support member States to simultaneously reach gender equality and harness the demographic dividend

Project outputs:

- Knowledge products
- Statistical tools for policy monitoring and evaluation
- Virtual and physical platforms for policy dialogue within/between regions





<http://yptoolbox.unescapsdd.org/>

This meeting serves to conclude the Asia-Pacific part of the project

- Meetings, trainings and consultations
- Working papers and policy papers (for target and good practice countries)
- Videos (2 done, 4 to come)
- Good practices (15 in the past year, 60 since the project start)
- Indicator Framework to Assess Progress on Harnessing the Demographic Dividend with a Gender Dimension in Asia and the Pacific
- Letters of Agreement

The five pillars or domains

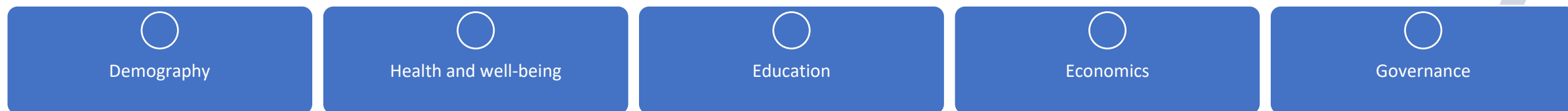


Indicator Framework Purpose

- Build policymaker capacity
- Demonstrate ways to collect and analyse data
- Define relevant indicators
- Classify and contextualize indicators
- Present statistical dashboard to support regular monitoring of demographic situation
- Showcase relevant resources and good practices
- Propose way forwards, including necessary steps



Indicator Framework – Gender and Demographic Dividend



- 1. Population by sex and five-year age groups.
- 2. Population growth rate
- 3. Dependency ratio
- 4. Total fertility rate
- 5. Adolescent fertility
- 6. Proportion of women aged 20-24 years who were married or in a union before age 15 and before age 18
- 7. Sex ratio at birth

- 8. Life expectancy at birth (by sex)
- 9. Proportion of women of reproductive age (aged 15-49 years) who have their needs for family planning satisfied with modern methods
- 10. Maternal mortality ratio
- 11. Antenatal care coverage
- 12. Proportion of births attended by skilled health personnel
- 13. Proportion of ever-partnered women and girls aged 15 years and older subjected to physical, sexual or psychological violence by a current or former intimate partner in the previous 12 months, by form of violence and by age.
- 14. Unmet need for family planning
- 15. Contraceptive prevalence rate

- 16. Youth literacy rate of persons (15-24 years), by sex
- 17. Out-of-school rate for youth of upper secondary school age, by sex
- 18. Gender parity index of the gross enrolment ratios in tertiary education
- 19. Educational attainment of the population aged 25 and older, by sex
- 20. Share of female science, technology, engineering and mathematics (STEM) graduates at tertiary level

- 21. Proportion of population living below the national poverty line, by sex and age
- 22. Proportion of employed who are contributing family workers, by sex
- 23. Length of maternity leave
- 24. Proportion of informal employment in non-agriculture, by sex
- 25. Labour force participation rate for persons aged 15-24 and 15+, by sex
- 26. Unemployment rate, by sex, age and persons with disabilities
- 27. Average hourly earnings of female and male employees, by occupation, age and persons with disabilities
- 28. Percentage distribution of employed population by sector, each sex
- 29. Proportion of adults (15+) with an account at a bank or other financial institution
- 30. Volume of remittances (USD) as a proportion of total GDP.
- 31. Proportion of manufacturing to GDP (World Development Indicators).
- 32. Proportion of working poor (men/women) – from ILOSSTAT
- 33. Migrant stock by age and sex (country of origin and destination)
- 34. Active contributors to an old age contributory scheme as a percent of the working age population by sex (%)
- 35. Number of victims of human trafficking per 100,000 population, by sex, age and form of exploitation

- 36. Proportion of households with access to mass media (radio, television, internet), by sex of household head
- 37. Proportion of seats held by women in (a) national parliaments and (b) local governments
- 38. Women's share of government ministerial positions
- 39. Proportion of women in managerial positions

Lessons 1: Partnerships and synergies

- ESCAP Regional Consultations on using the indicator framework
- UNFPA LoAs: Synergy to facilitate coordination
- Central and local Governments, and other stakeholders
- Good communication



Lessons 2: Sharing of knowledge and ensuring responsiveness

- Online resources:
 - Videos, Youth Policy Toolbox, good practices, online meetings webinars
- Internet access and digitalization
- Tailoring approaches to specific national and subnational needs:
 - Gender considerations
 - Disability perspectives



Lessons 3: Intergenerational issues and life-course approaches

- Investments in human capital and lifelong learning
- Social protection
- Experience and wisdom from older persons
- Youth supporting older persons with technology
- Focus on establishing caring societies



Source: tirachardz

THANK YOU

Follow us



www.unescap.org



unescap



unitednationsescap



united-nations-escap



unescap



unescap





ESCAP



MOVING FORWARD TOGETHER