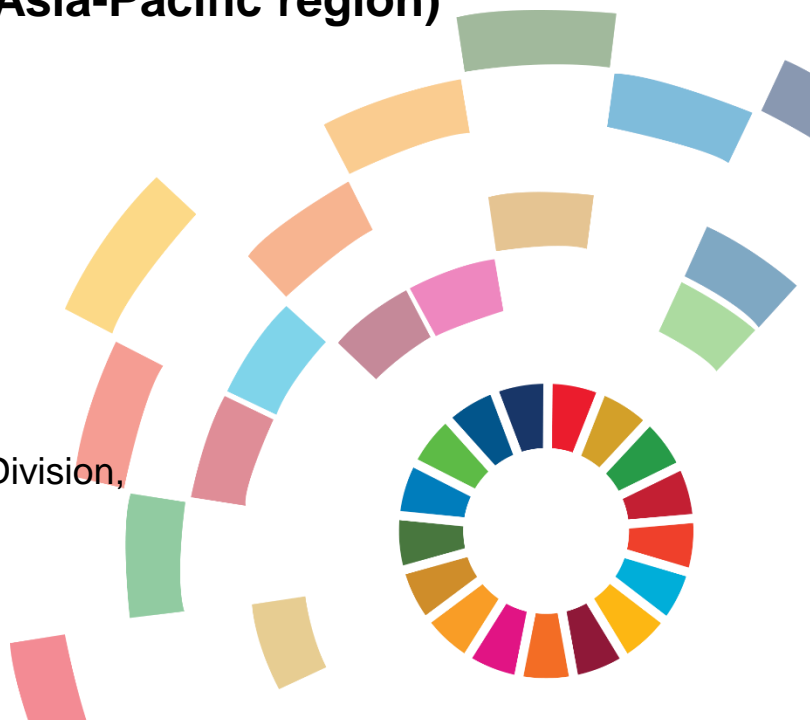


Overview of Global UN TF Survey Results (including Asia-Pacific region)

Yann Duval
Director, a.i.,
Trade, Investment and Innovation Division,
United Nations ESCAP





Survey Scope

50+ trade facilitation (TF) measures

140+ countries

1
WTO TFA-related measures

+

2
Digital TF: paperless trade &
cross-border paperless trade

+

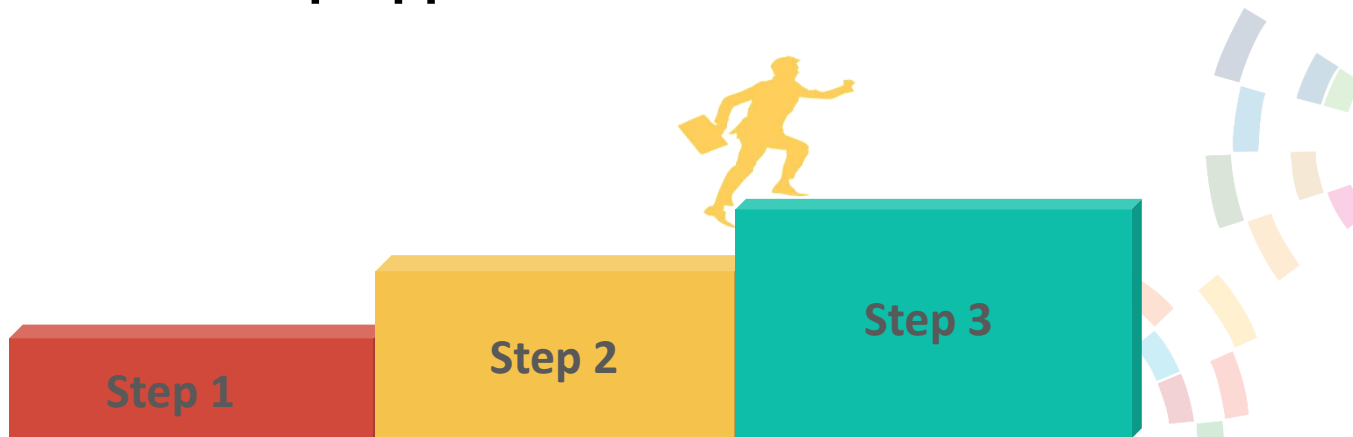
3
Sustainable TF: for SMEs, for
Agriculture, for women, trade finance

+

4
**Trade facilitation during crisis
and pandemic**



A Three-step Approach for Data Collection



Open data collection

Experts and other interested parties invited to fill the questionnaire or update the pre-filled questionnaire

Cross-checking and verification

UNRCs internally verified the data by cross-checking answers from the experts, desk research, further interviews with respondents and informants.

Final validation by countries

UNRCs sent the preliminary results to countries for final validation.

Key outcome of step 2:

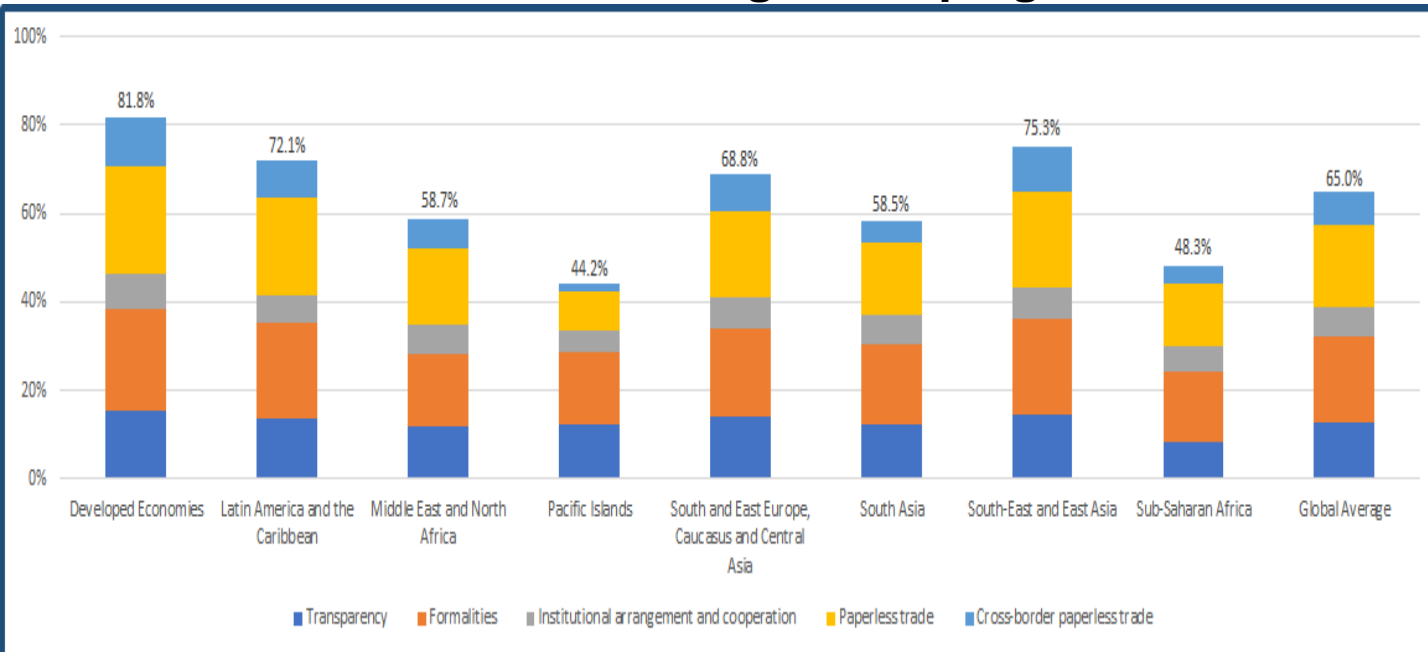
A set of national dataset for each country surveyed



Implementation of Trade Facilitation

Global average stands 65%

Southeast and East Asia leading developing countries

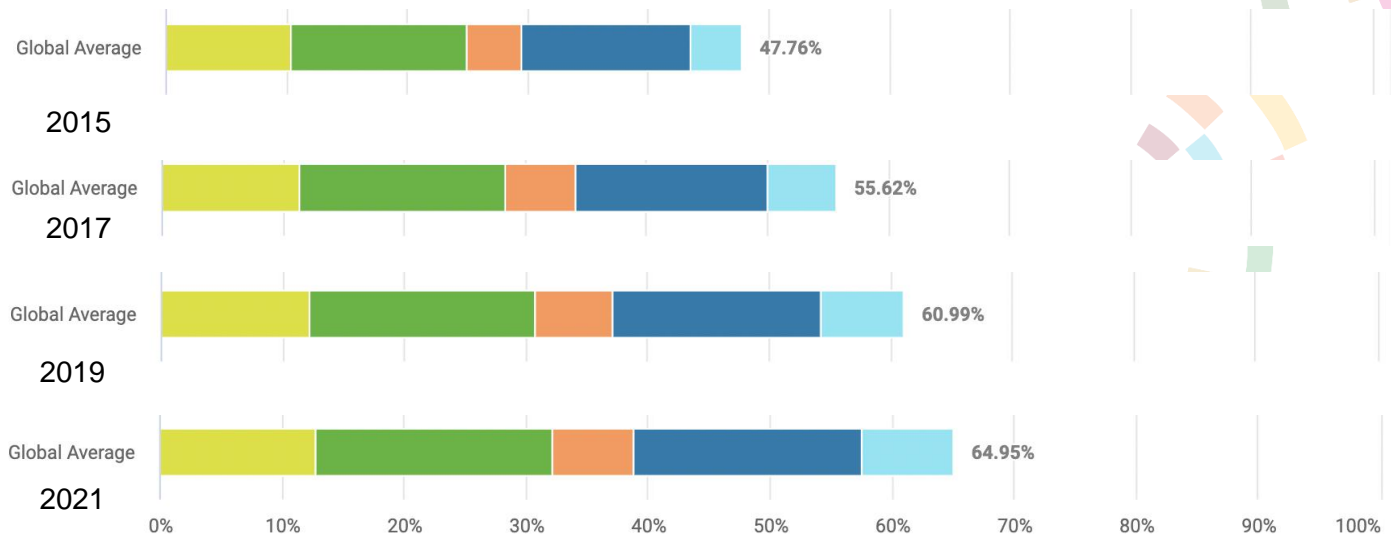


Source: UN Global Survey on Digital and Sustainable Trade Facilitation (2021)

Note: UNRCs are still receiving feedback from some member countries on data validation. Therefore, the results may be further – probably slightly – revised in the final report to be issued in the coming months.

[UNTFSURVEY.ORG](https://untfsurvey.org)

Global trend 2015-2021

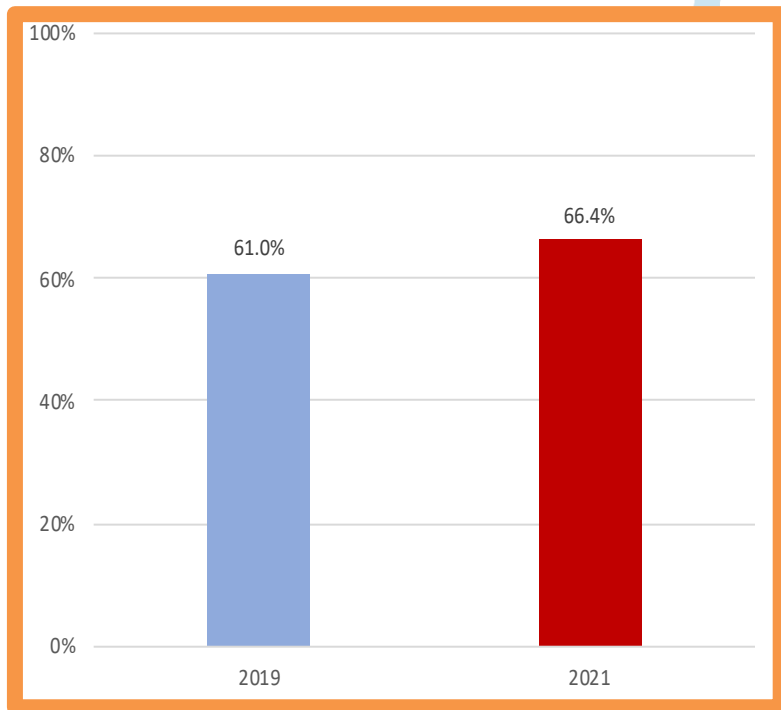


Implementation of TF: Progress 2019-2021

(128 countries covered in both 2019/2021 Surveys)



Despite supply chain disruptions during COVID-19, implementation at global level increased by over 5 percent over the last two years.



Source: UN Global Survey on Digital and Sustainable Trade Facilitation (2021)

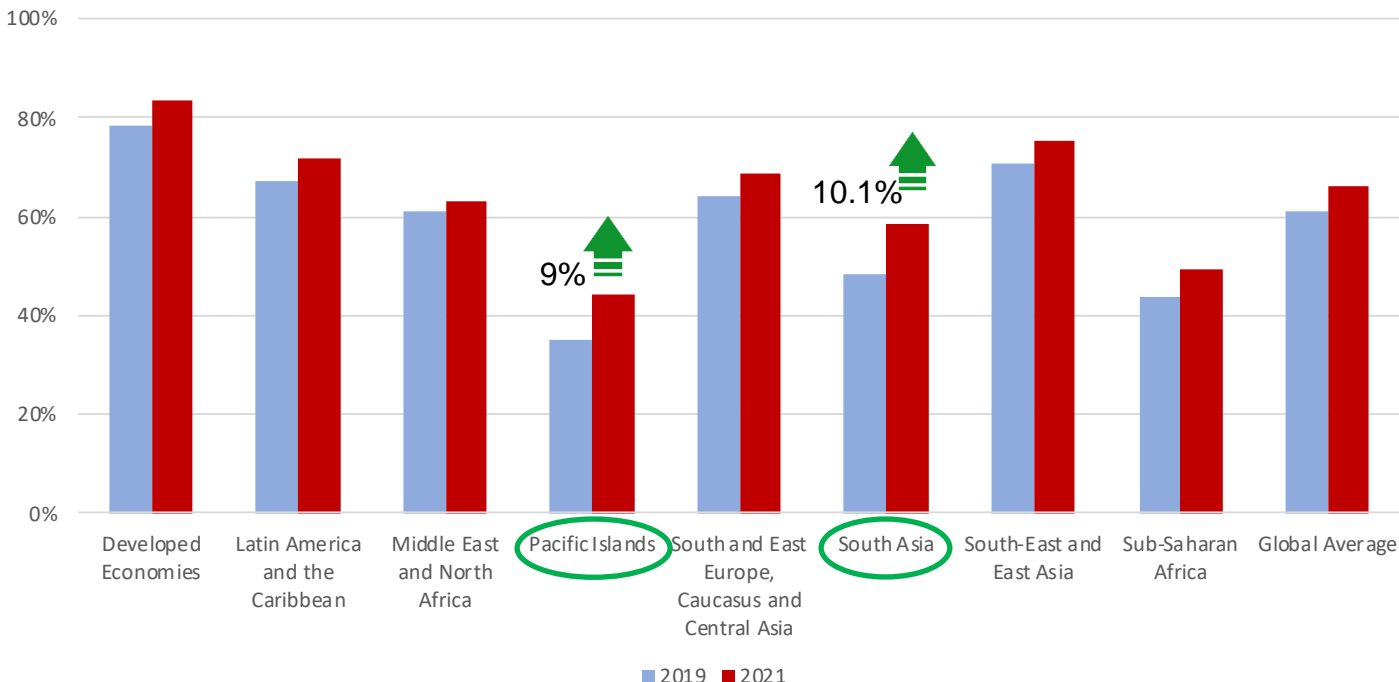
Note: UNRCs are still receiving feedback from some member countries on data validation. Therefore, the results may be further – probably slightly – revised in the final report to be issued in the coming months.

[UNTFSURVEY.ORG](https://untfsurvey.org)

Progress of Global Implementation (by region)

All regions has made progress since 2019

Most progress observed in South Asia and Pacific Islands



Source: UN Global Survey on Digital and Sustainable Trade Facilitation (2021)

Note: UNRCs are still receiving feedback from some member countries on data validation. Therefore, the results may be further – probably slightly – revised in the final report to be issued in the coming months.

UNTF SURVEY.ORG

Trade Facilitation Implementation in Countries with Special Needs (LDCs, LLDCs, SIDSs)

Significantly lower than global implementation rate (65%)

LDCs
49%

LLDCs
57%

SIDSs
52%



Source: UN Global Survey on Digital and Sustainable Trade Facilitation (2021)

Note: UNRCs are still receiving feedback from some member countries on data validation. Therefore, the results may be further – probably slightly – revised in the final report to be issued in the coming months.

[UNTFSURVEY.ORG](https://untfsurvey.org)

Implementation of Different Groups of TF Measures

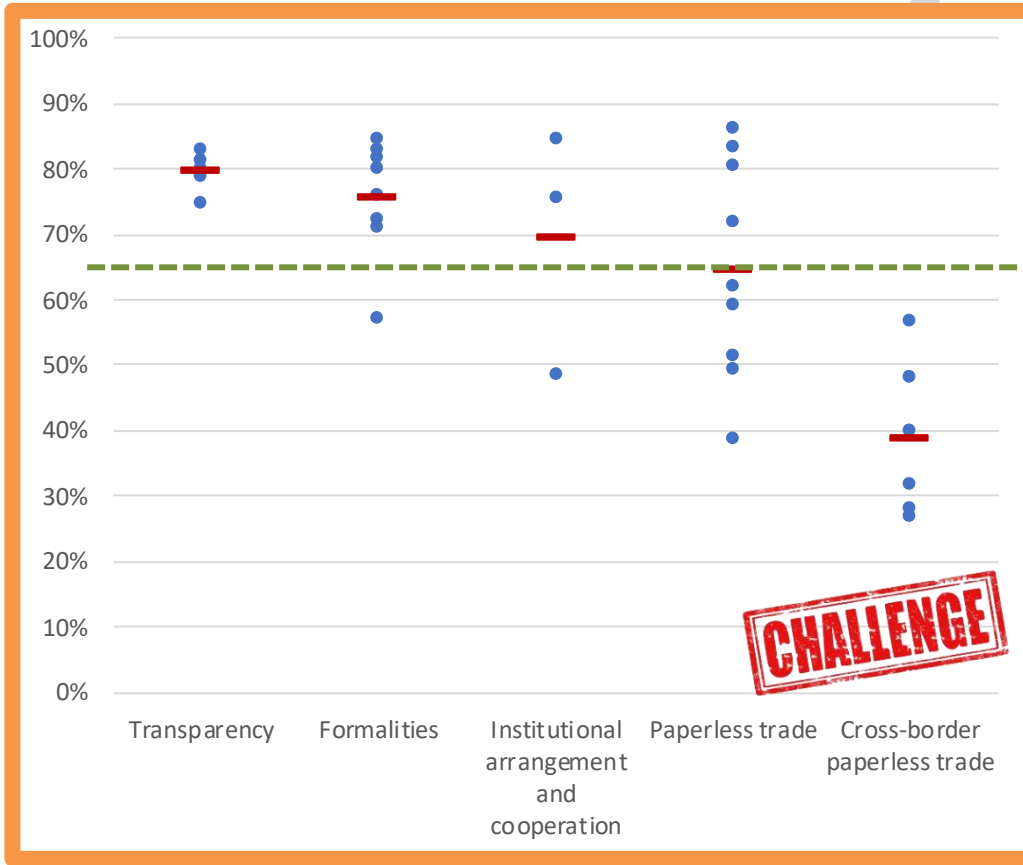
“General & Digital TF measures”

“Paperless trade” implementation rates vary greatly depending on the individual measures

“Cross-border paperless trade” is still a challenge (< 40%)

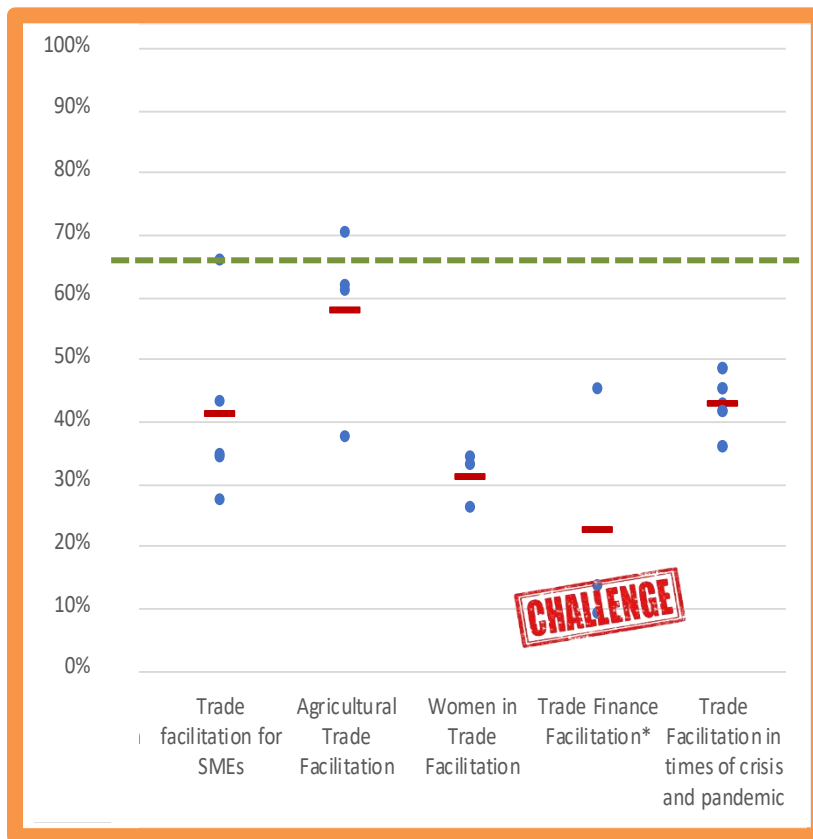
Source: UN Global Survey on Digital and Sustainable Trade Facilitation (2021)

Note: UNRCs are still receiving feedback from some member countries on data validation. Therefore, the results may be further – probably slightly – revised in the final report to be issued in the coming months.



Implementation of “Sustainable and Resilient TF measures”

Implementation of TF
measures for special
and disadvantaged
groups (SME & Women)
remains low



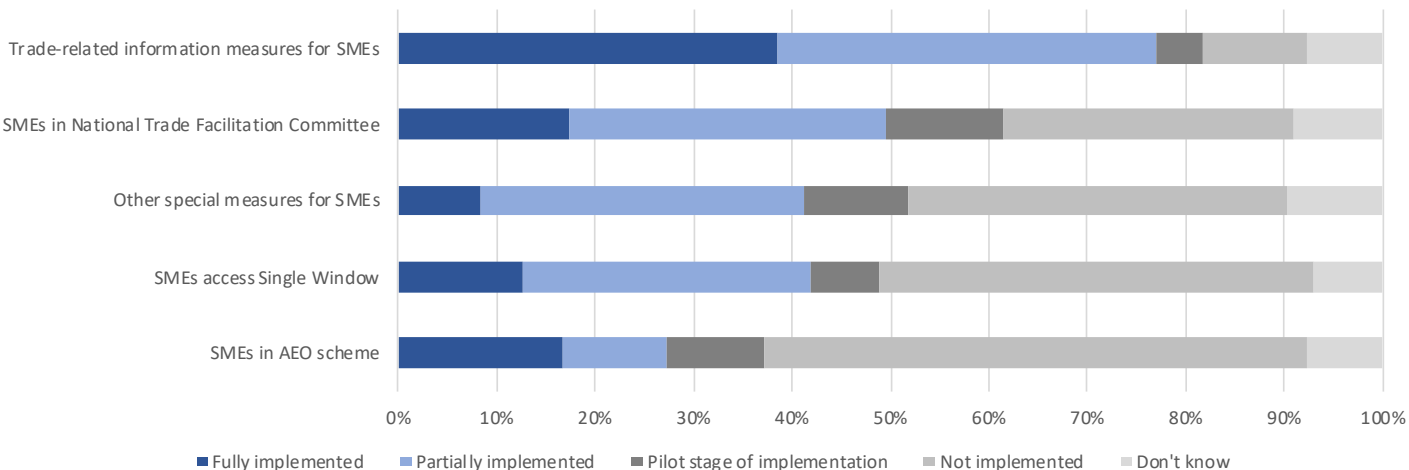
Source: UN Global Survey on Digital and Sustainable Trade Facilitation (2021)

Note: UNRCs are still receiving feedback from some member countries on data validation. Therefore, the results may be further – probably slightly – revised in the final report to be issued in the coming months.

UNTF SURVEY.ORG

Trade facilitation for SMEs

Measures that specifically target SMEs to overcome the challenges they face in trade such as facilities for SMEs access to Single Window and SMEs access to AEO scheme are carried out on a limited basis.



Source: UN Global Survey on Digital and Sustainable Trade Facilitation (2021)

Note: UNTRCs are still receiving feedback from some member countries on data validation. Therefore, the results may be further – probably slightly – revised in the final report to be issued in the coming months.

UNTF SURVEY.ORG

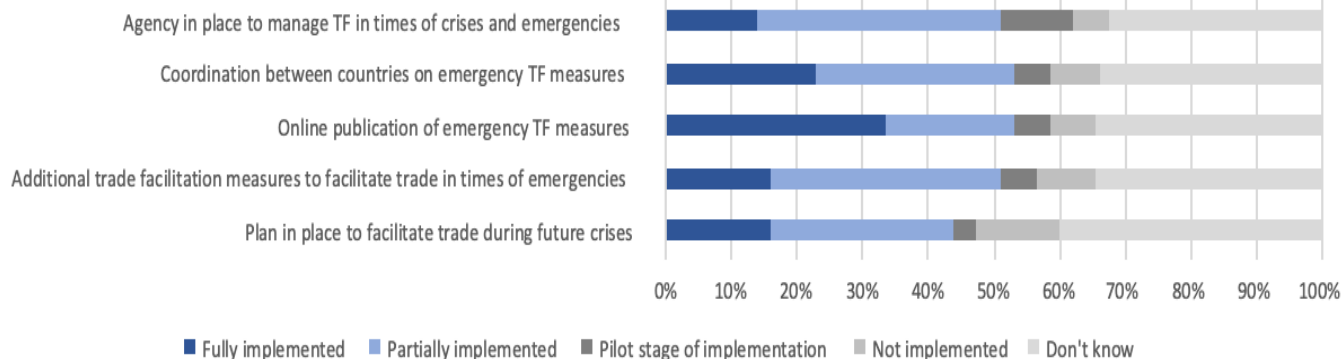


Resilient TF measures: TF in times of crisis

Work is needed on making trade procedures more resilient:

Only 14% of countries have established or clearly assigned an agency to manage TF in times of emergencies and

Only 16% of countries have confirmed long term preparedness for future crises.



Source: UN Global Survey on Digital and Sustainable Trade Facilitation (2021)

Note: UNTRCs are still receiving feedback from some member countries on data validation. Therefore, the results may be further – probably slightly – revised in the final report to be issued in the coming months.

Least Implemented TF Measures across Groups of Measures

Category	Least Implemented Measures
Transparency	Advance ruling on tariff classification and origin of imported goods
Formalities	Establishment and publication of average release times
Institutional arrangement and cooperation	Government agencies delegating border controls to Customs authorities
Paperless trade	Electronic Application for Customs Refunds
Cross-border paperless trade	Paperless collection of payment from a documentary letter of credit
Transit facilitation	Transit facilitation agreement(s)
Trade facilitation in SME policy framework	SMEs in AEO scheme
Trade facilitation and agriculture trade	Electronic application and issuance of SPS certificates
Women in trade facilitation	Trade facilitation policy/strategy incorporates special consideration of female traders
Trade finance facilitation	Single window facilitates traders access to finance
Trade Facilitation in times of crisis and pandemic	Plan in place to facilitate trade during future crises

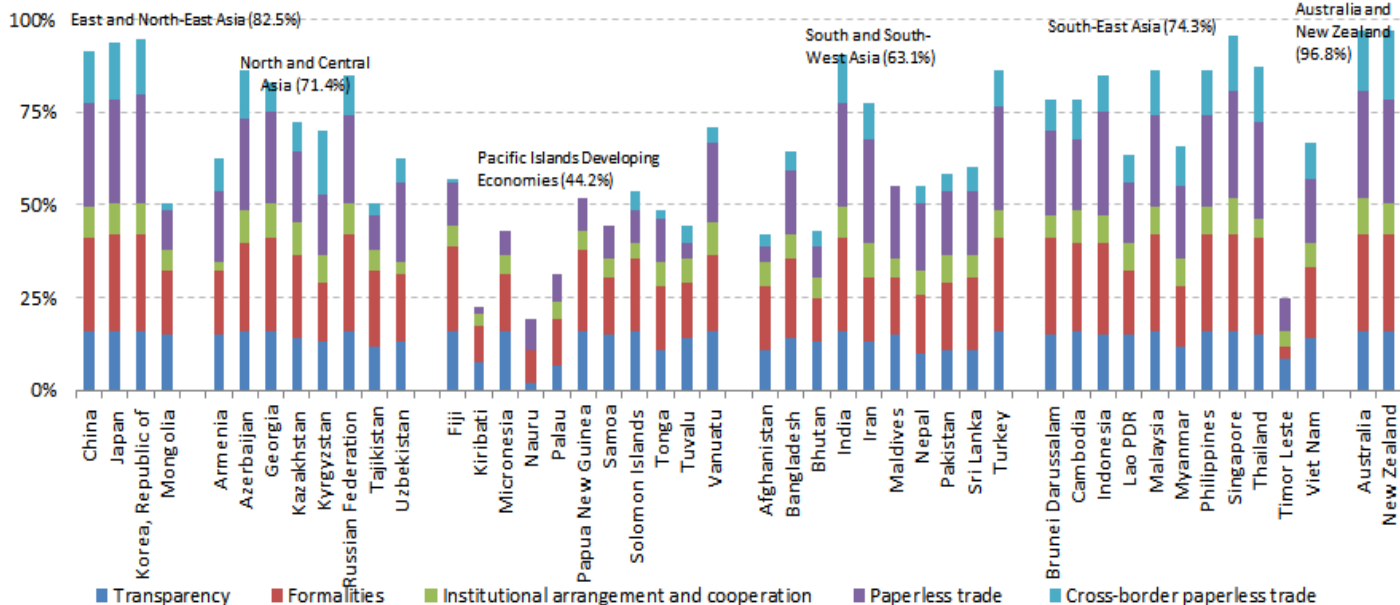


Source: UN Global Survey on Digital and Sustainable Trade Facilitation (2021)

Note: UNTRCs are still receiving feedback from some member countries on data validation. Therefore, the results may be further – probably slightly – revised in the final report to be issued in the coming months.

UNTF SURVEY.ORG

Implementation of Trade Facilitation in Asia-Pacific (46 countries)



Source: UN Global Survey on Digital and Sustainable Trade Facilitation (2021)

Note: ESCAP is still receiving feedback from some member countries on data validation. Therefore, the results may be further – probably slightly – revised in the final report to be issued in the coming months.

UNTF SURVEY.ORG

Implementation of Trade Facilitation in Asia-Pacific



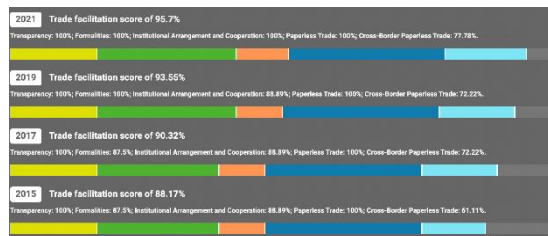
6% increase since 2019 (consistent with global trend)



7 or 13 countries who achieved >90% implementation rate are from Asia-Pacific:

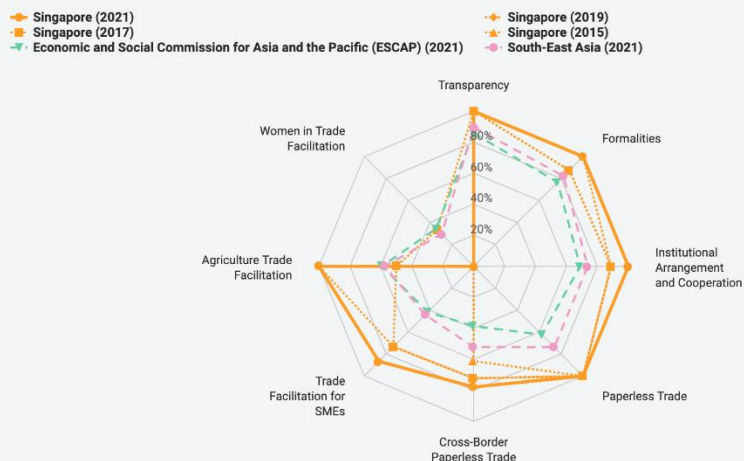


A deeper look at economy data (a snapchat from UNTF website)



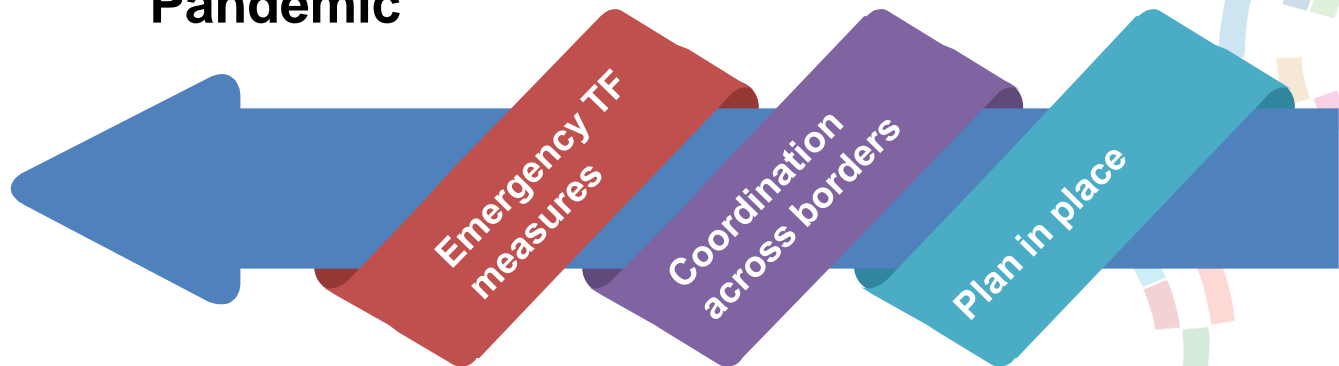
22	Electronic application and issuance of Preferential Certificate of Origin	Fully implemented	Fully implemented	Fully implemented	Fully implemented
23	E-Payment of Customs Duties and Fees	Fully implemented	Fully implemented	Fully implemented	Fully implemented
24	Electronic Application for Customs Refunds	Fully implemented	Fully implemented	Fully implemented	Fully implemented
25	Laws and regulations for electronic transactions	Fully implemented	Fully implemented	Fully implemented	Fully implemented
26	Recognised certification authority	Fully implemented	Fully implemented	Fully implemented	Fully implemented
27	Electronic exchange of Customs Declaration	Planning stage	Planning stage	Planning stage	Partially implemented
28	Electronic exchange of Certificate of Origin	Planning stage	Partially implemented	Partially implemented	Partially implemented

Digital and Sustainable Trade Facilitation





Good Practices – TF in Times of Crisis and Pandemic



01

PHILIPPINES enacted “Clearance of Relief Consignment Entered During State of Calamity” and “Interim Procedures on Provisional Good Declaration” to support expedited clearance during pandemic.

02

INDONESIA: To facilitate international trade during pandemic, Indonesia intend to receive the electronic SPS certificate from all countries and kindly requested for a country to officially inform Indonesia about the implementation of digital documents, supported with access to certificate validation.

03

CHINA Customs has introduced “List of TF measures” during COVID-19 to ensure SOP of TF across Customs Houses in China.



Trade Facilitation & Paperless Trade

Visualize & compare implementation of measures across regions and economies

GET STARTED

UNTFSSURVEY.ORG IS A JOINT INITIATIVE OF THE UN REGIONAL COMMISSIONS

Interactive visualization of Trade Facilitation & Paperless Trade data

Thank you!





Annex: Good Practices – Cross-border paperless trade

EXCHANGE Customs Declaration

By March 2021, Cambodia, Myanmar, Singapore, Malaysia and Thailand have started exchanging the ASEAN Customs Declaration Document (ACDD) to support Customs in the importing country to carry out their risk management.



EXCHANGE E-C/O

In December 2019, all ASEAN Members joined the ASW Live Operation which allowed the granting of preferential tariff treatment based on the ASEAN Trade in Goods Agreement electronic Certificate of Origin (ATIGA e-Form D) exchanged through the ASW.

EXCHANGE E-SPS

ASEAN Member States are working to expand the ASW to support the exchange of electronic Sanitary and Phytosanitary (e-SPS) Certificates. The exchange of e-Phyto Certificate are being tested between Indonesia and Viet Nam.

[UNTFSURVEY.ORG](https://untfsurvey.org)



Good Practices – Trade Facilitation for SMEs

Measures targeting SMEs

INDONESIA DG on Customs and Excise Regulation No. 05/2018 mandates that Customs Authority should be able to identify Import Declaration of SME importers. Customs Authority should facilitate easy procedure and access for SMEs.

SMEs benefit from AEO

REPUBLIC OF KOREA offers expedited AEO authorization examinations to SMEs through multiple procedural preferential provisions, including a “priority audit”. Consultation fees are provided to firms that show lack of personnel and financial resources.

Single Window accessible to SMEs

SINGAPORE established a document Service Center that helps SMEs to access single window more easily. The centers submit documents on behalf of SMEs.

Reduce costs for SMEs

REPUBLIC OF KOREA's International Trade Association has established Rate Discount & Consulting Service (RADIS). It provides logistics support service in conjunction with 22 logistics firms in order to assist SMEs by reducing logistics costs and providing consulting.





Good Practices – Women in Trade Facilitation



TRADE FACILITATION POLICY/STRATEGY INCORPORATES SPECIAL CONSIDERATION OF WOMEN

INDIA National Trade Facilitation Action Plan 2020-2023 Promotes gender inclusiveness in trade: - Conceptualize and develop a “Women in Global Business Program” aimed at capacity building and connectivity; -Provide information and resources monitoring program.



MEASURES TO BENEFIT WOMEN INVOLVED IN TRADE

AUSTRALIA promotes gender diversity in trades. The Tradeswomen Australia Community Foundation supports programs such as “Building Futures: Pathways to Trades” to secure rewarding trade career paths for women in trade.



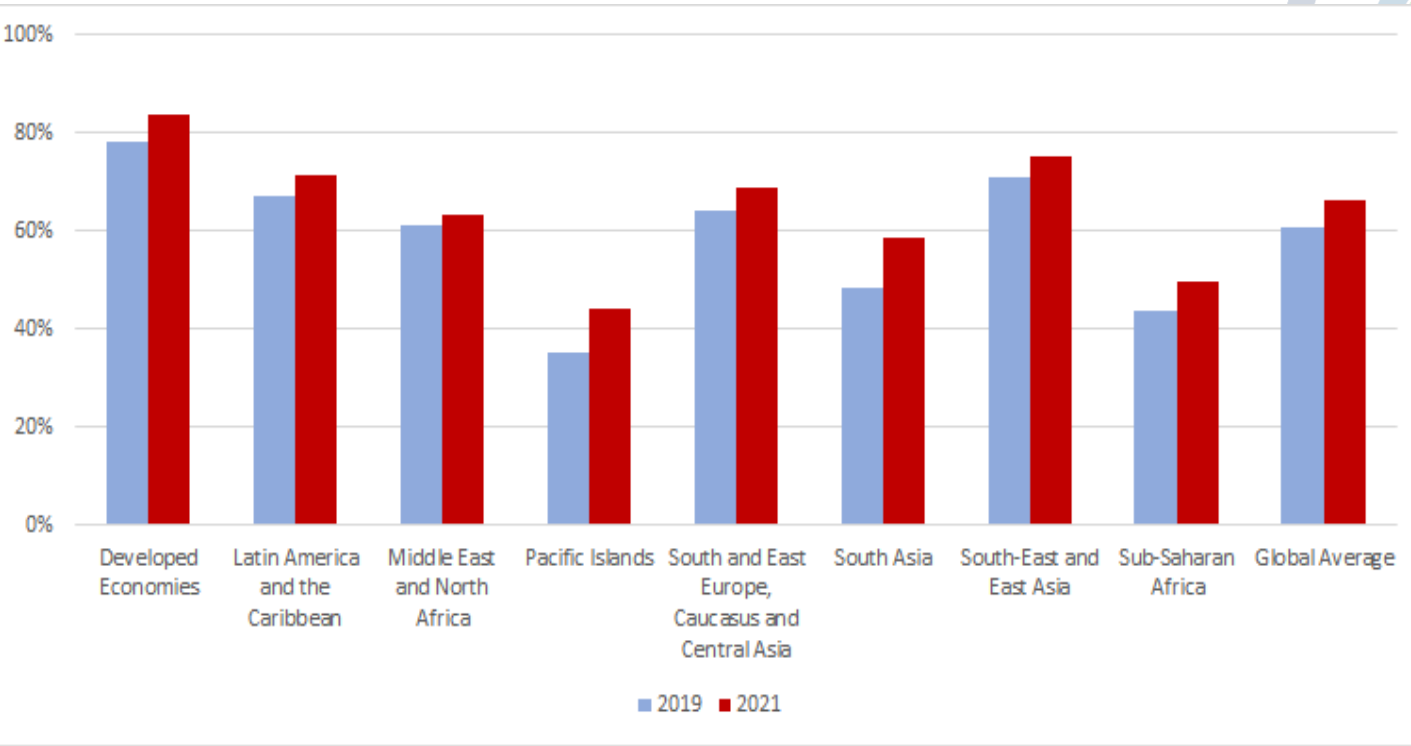
FEMALE MEMBERSHIP IN NTFC

KIRIBATI: National Women’s Organisation namely Aia Mwaea Ainen has representation in the NTFC.



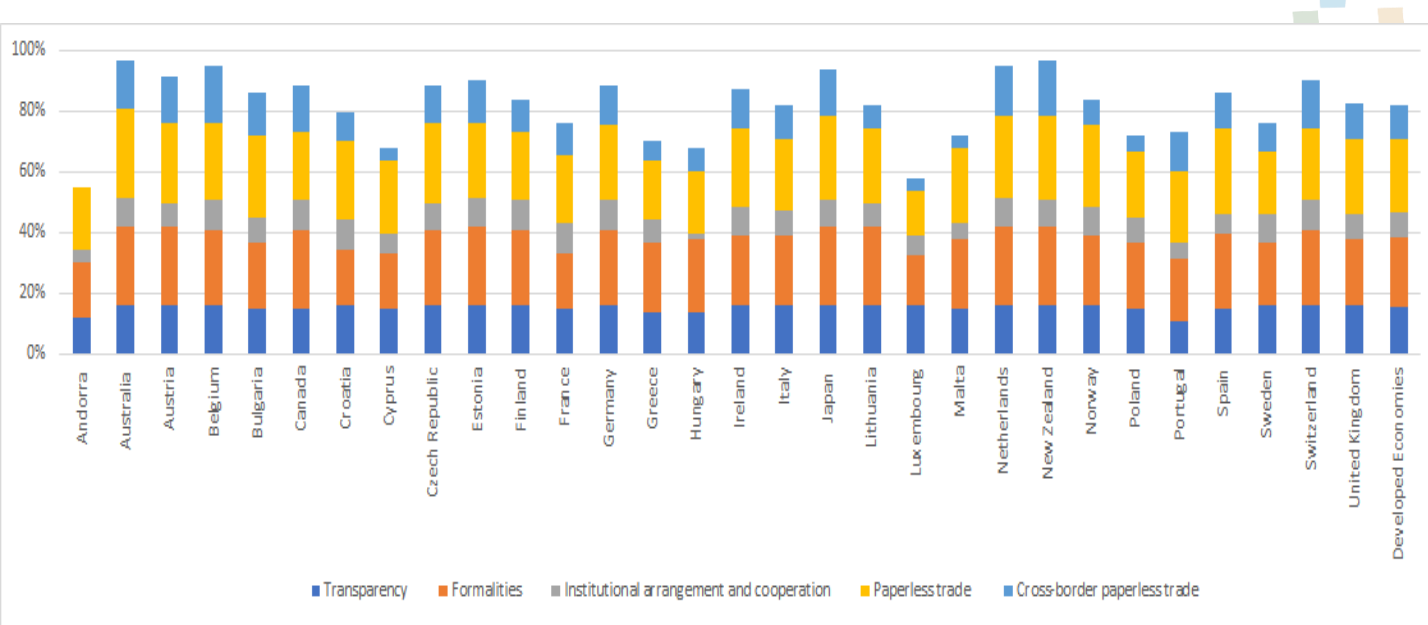
Annex : Progress of Global Implementation

(by region)



Source: UN Global Survey on Digital and Sustainable Trade Facilitation (2021)
Note: UNRCs are still receiving feedback from some member countries on data validation. Therefore, the results may be further – probably slightly – revised in the final report to be issued in the coming months.

Annex: Country Implementation benchmarked with Regional Average (Developed Economies)

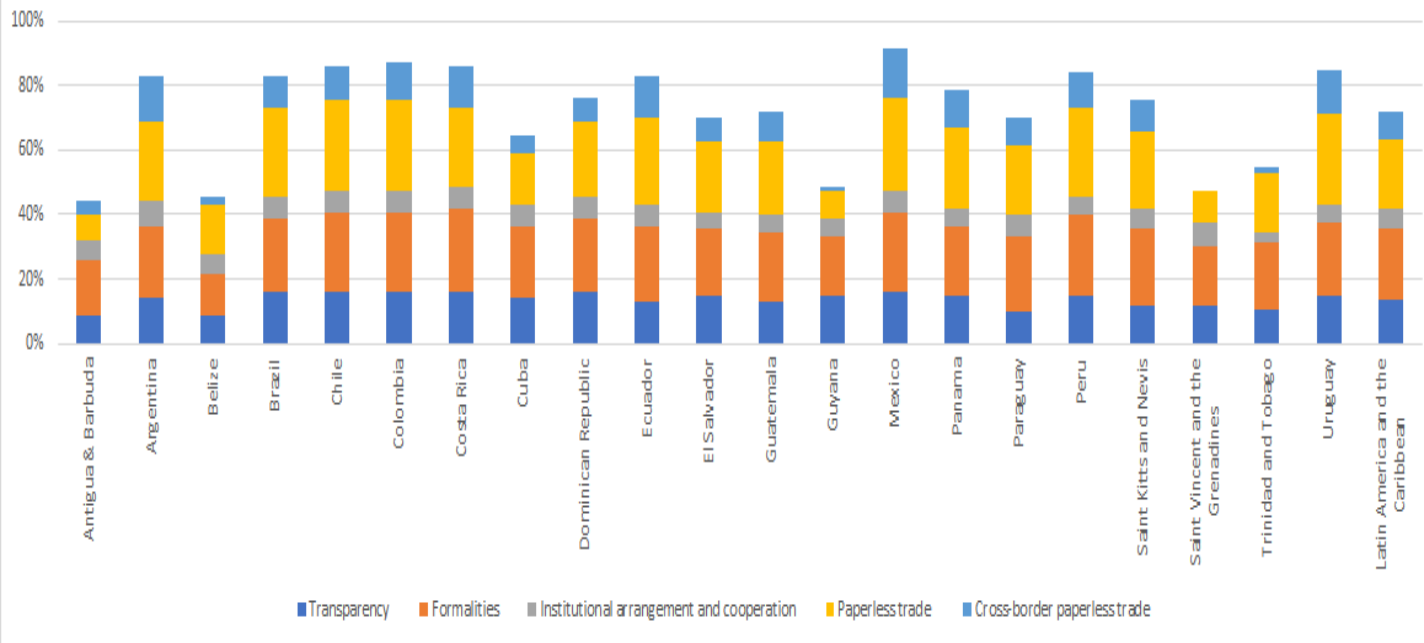


Source: UN Global Survey on Digital and Sustainable Trade Facilitation (2021)

Note: UNTRCs are still receiving feedback from some member countries on data validation. Therefore, the results may be further – probably slightly – revised in the final report to be issued in the coming months.

UNTRFSURVEY.ORG

(Latin America and Caribbean)

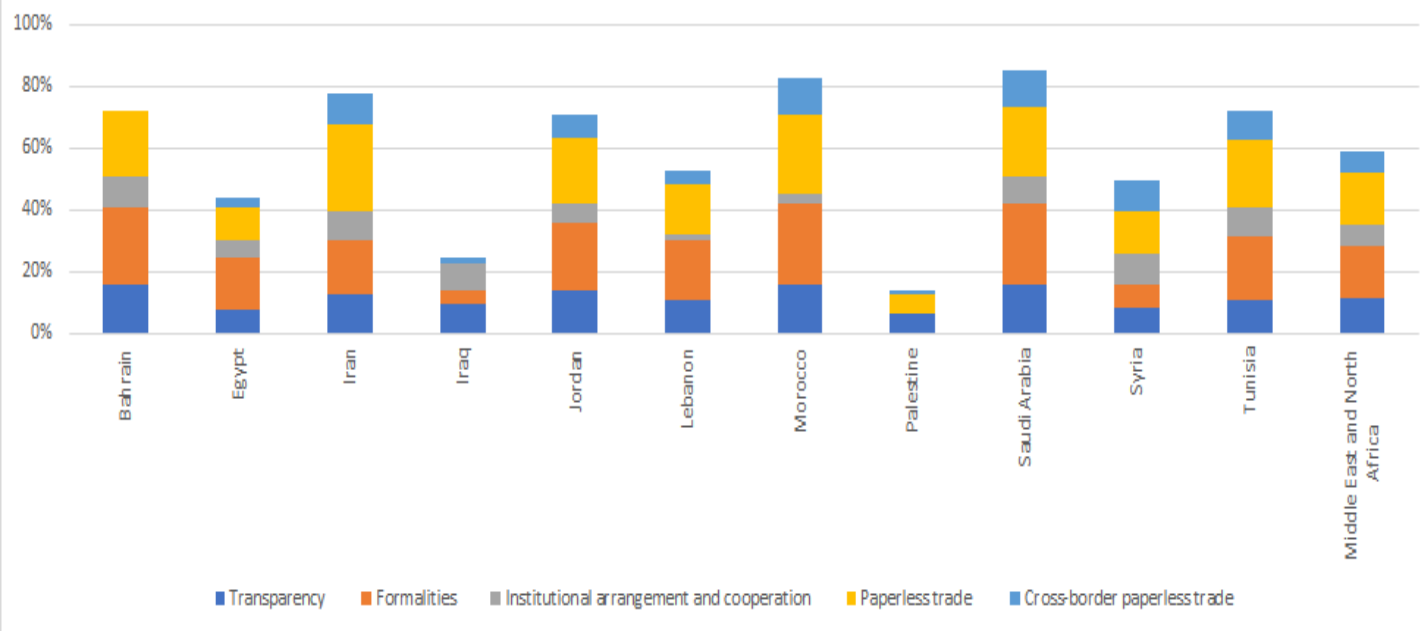


Source: UN Global Survey on Digital and Sustainable Trade Facilitation (2021)

Note: UNRCs are still receiving feedback from some member countries on data validation. Therefore, the results may be further – probably slightly – revised in the final report to be issued in the coming months.

UNTF SURVEY.ORG

(Middle East and North Africa)

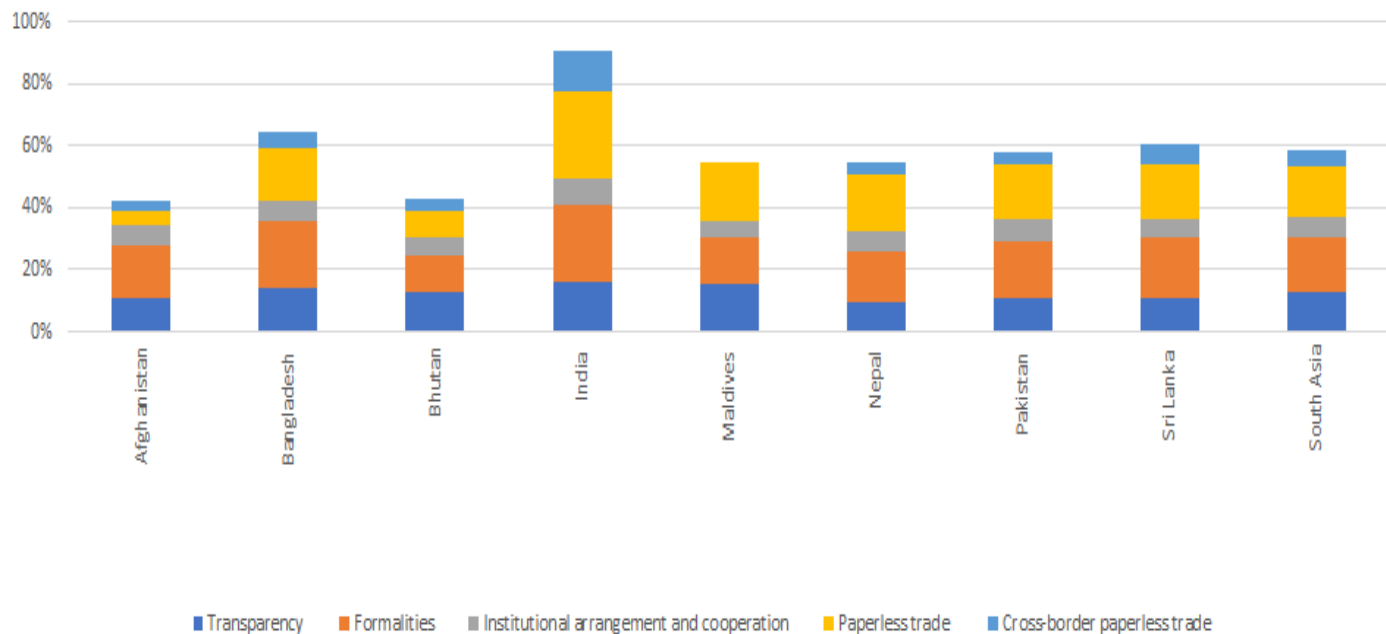


Source: UN Global Survey on Digital and Sustainable Trade Facilitation (2021)

Note: UNTRCs are still receiving feedback from some member countries on data validation. Therefore, the results may be further – probably slightly – revised in the final report to be issued in the coming months.

UNTRFSURVEY.ORG

(South Asia)

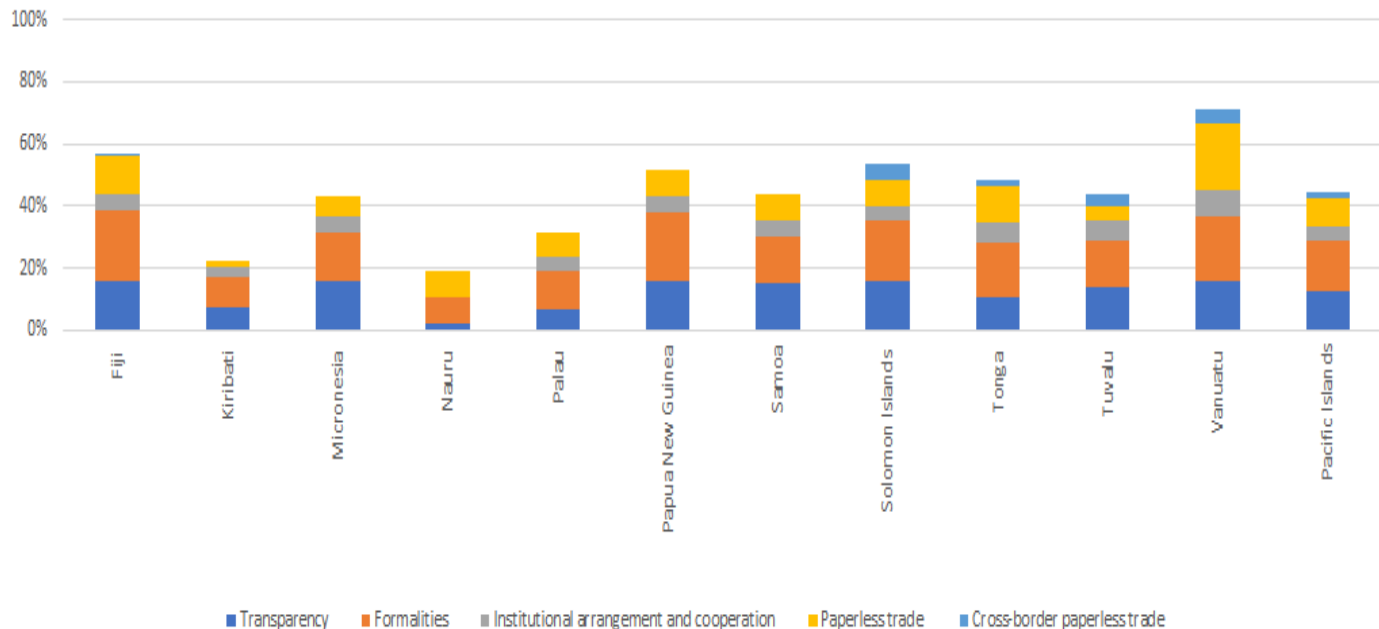


Source: UN Global Survey on Digital and Sustainable Trade Facilitation (2021)

Note: UNRCs are still receiving feedback from some member countries on data validation. Therefore, the results may be further – probably slightly – revised in the final report to be issued in the coming months.

UNTF SURVEY.ORG

(Pacific Islands)

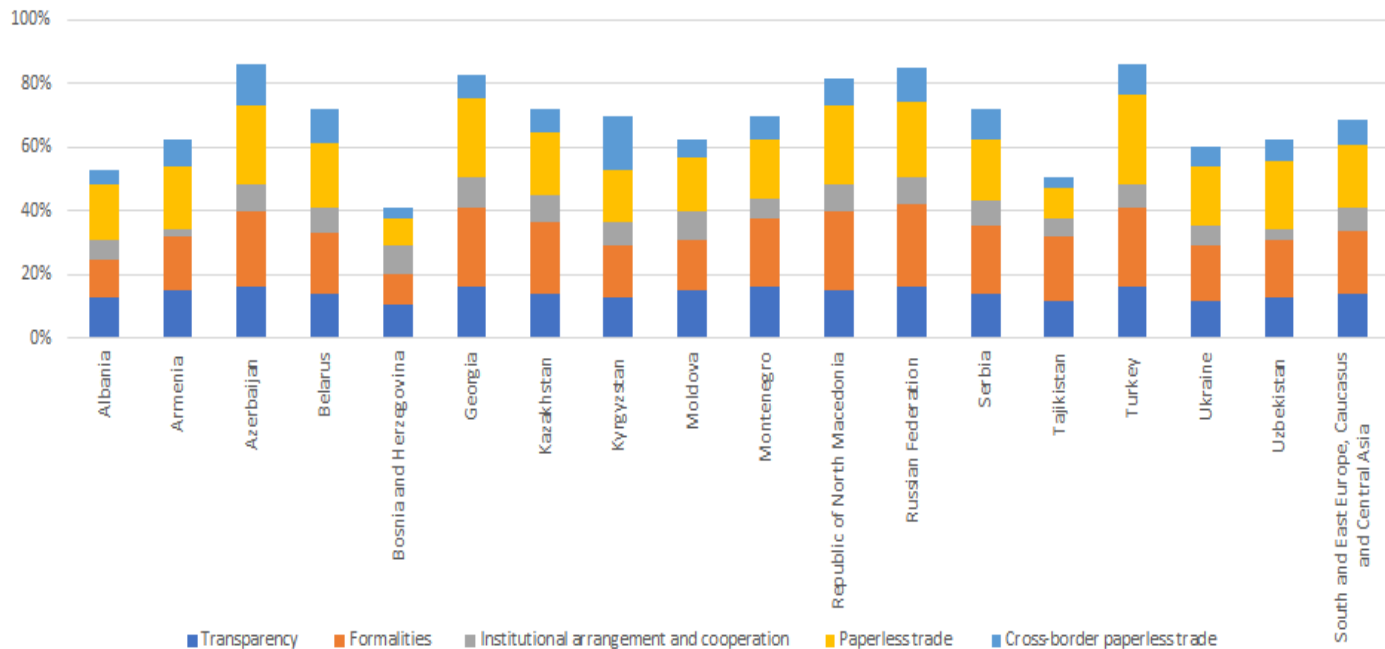


Source: UN Global Survey on Digital and Sustainable Trade Facilitation (2021)

Note: UNRCs are still receiving feedback from some member countries on data validation. Therefore, the results may be further – probably slightly – revised in the final report to be issued in the coming months.

UNTF SURVEY.ORG

(South and Europe, Caucasus and Central Asia)

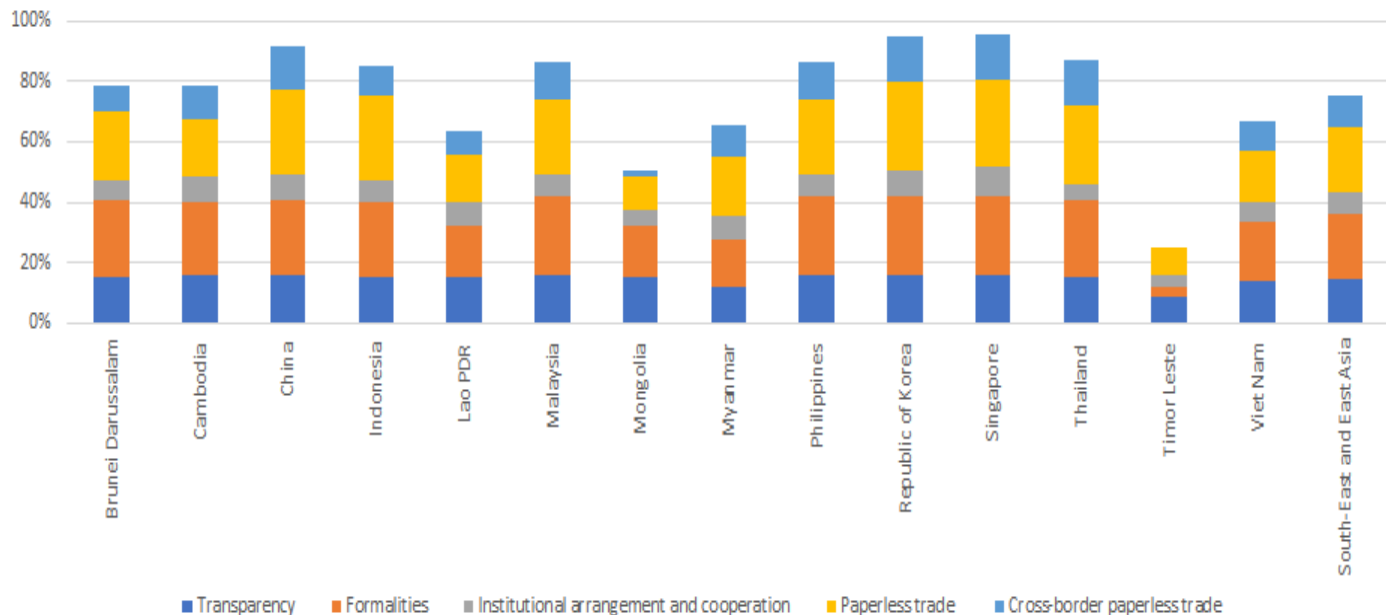


Source: UN Global Survey on Digital and Sustainable Trade Facilitation (2021)

Note: UNRCs are still receiving feedback from some member countries on data validation. Therefore, the results may be further – probably slightly – revised in the final report to be issued in the coming months.

UNTF SURVEY.ORG

(South-East and East Asia)

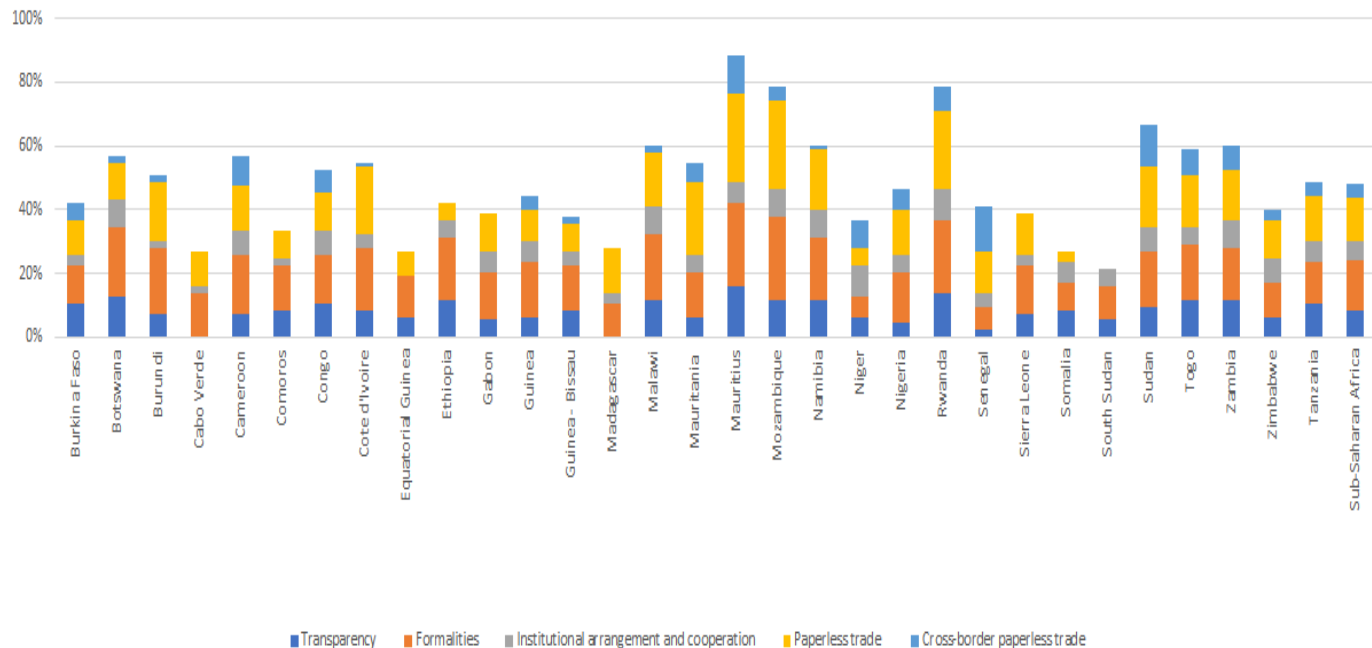


Source: UN Global Survey on Digital and Sustainable Trade Facilitation (2021)

Note: UNTRCs are still receiving feedback from some member countries on data validation. Therefore, the results may be further – probably slightly – revised in the final report to be issued in the coming months.

UNTF SURVEY.ORG

(Sub-Saharan Africa)



Source: UN Global Survey on Digital and Sustainable Trade Facilitation (2021)

Note: UNRCs are still receiving feedback from some member countries on data validation. Therefore, the results may be further – probably slightly – revised in the final report to be issued in the coming months.

UNTF SURVEY.ORG

Most Implemented TF Measures in Different Groups of Measures

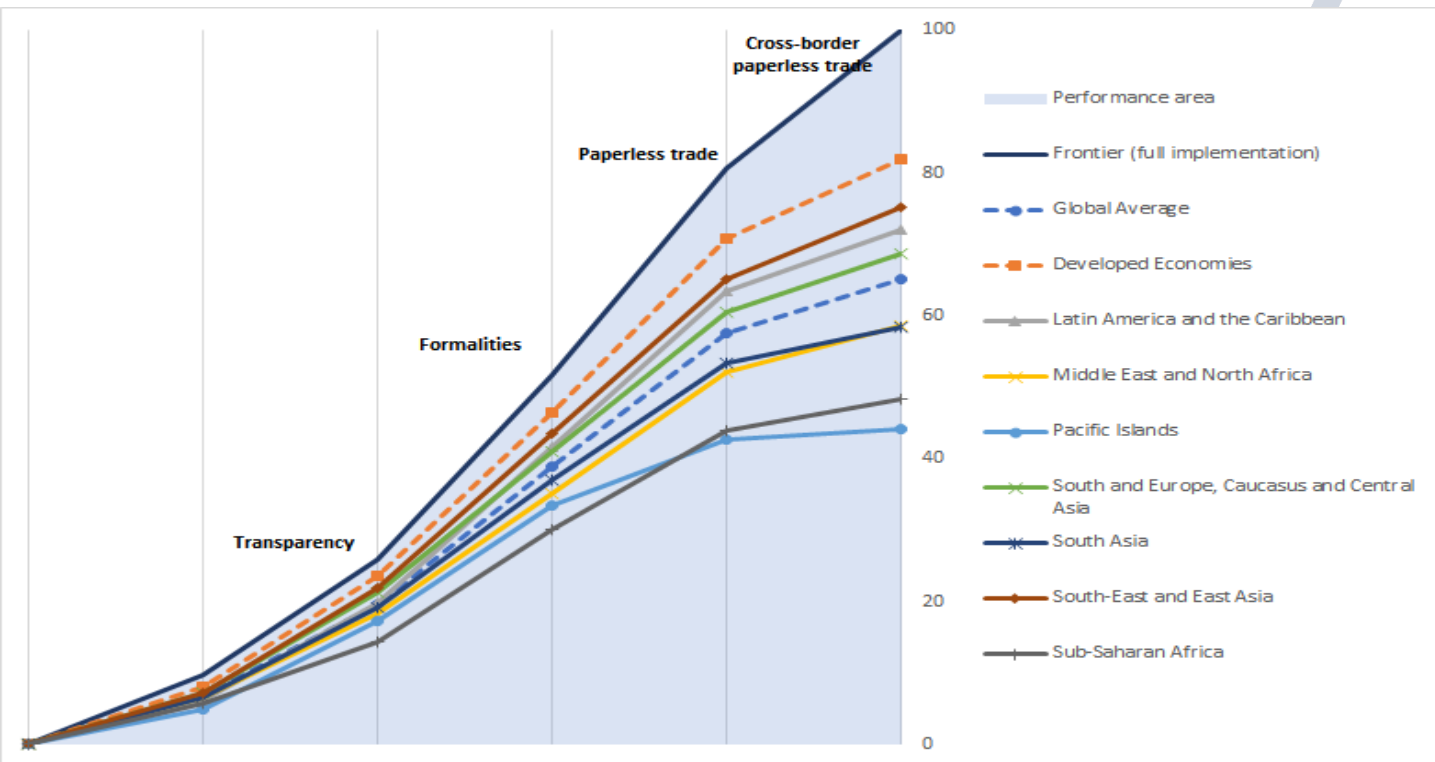
Category	Most Implemented Measures
Transparency	Stakeholders' consultation on new draft regulations (prior to their finalization)
Formalities	Risk management
Institutional arrangement and cooperation	National Trade Facilitation Committee or similar body
Paperless trade	Automated Customs System
Cross-border paperless trade	Laws and regulations for electronic transactions
Transit facilitation	Customs Authorities limit the physical inspections of transit goods and use risk assessment
Trade facilitation in SME policy framework	Trade-related information measures for SMEs
Trade facilitation and agriculture trade	Special treatment for perishable goods
Women in trade facilitation	Female membership in the National Trade Facilitation Committee
Trade finance facilitation	Variety of trade finance services available
Trade Facilitation in times of crisis and pandemic	An agency available to manage TF measures in times of crises and emergencies

Source: UN Global Survey on Digital and Sustainable Trade Facilitation (2021)

Note: UNTRCs are still receiving feedback from some member countries on data validation. Therefore, the results may be further – probably slightly – revised in the final report to be issued in the coming months.



Moving up the Trade Facilitation Ladder Towards Seamless International Supply Chains



Source: UN Global Survey on Digital and Sustainable Trade Facilitation (2021)

Note: UNRCs are still receiving feedback from some member countries on data validation. Therefore, the results may be further – probably slightly – revised in the final report to be issued in the coming months.

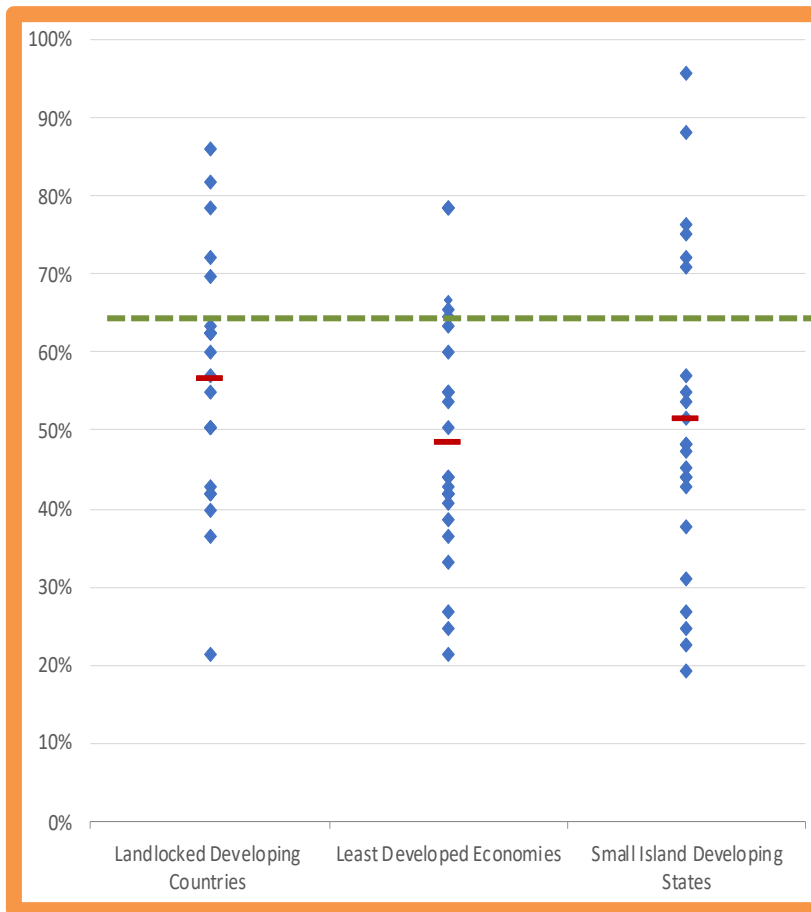


[UNTFSURVEY.ORG](https://untfsurvey.org)

Trade Facilitation Implementation in Countries with Special Needs (LDCs, LLDCs, SIDSs)

Ranging between 48% and 57%

Significantly lower than global implementation rate



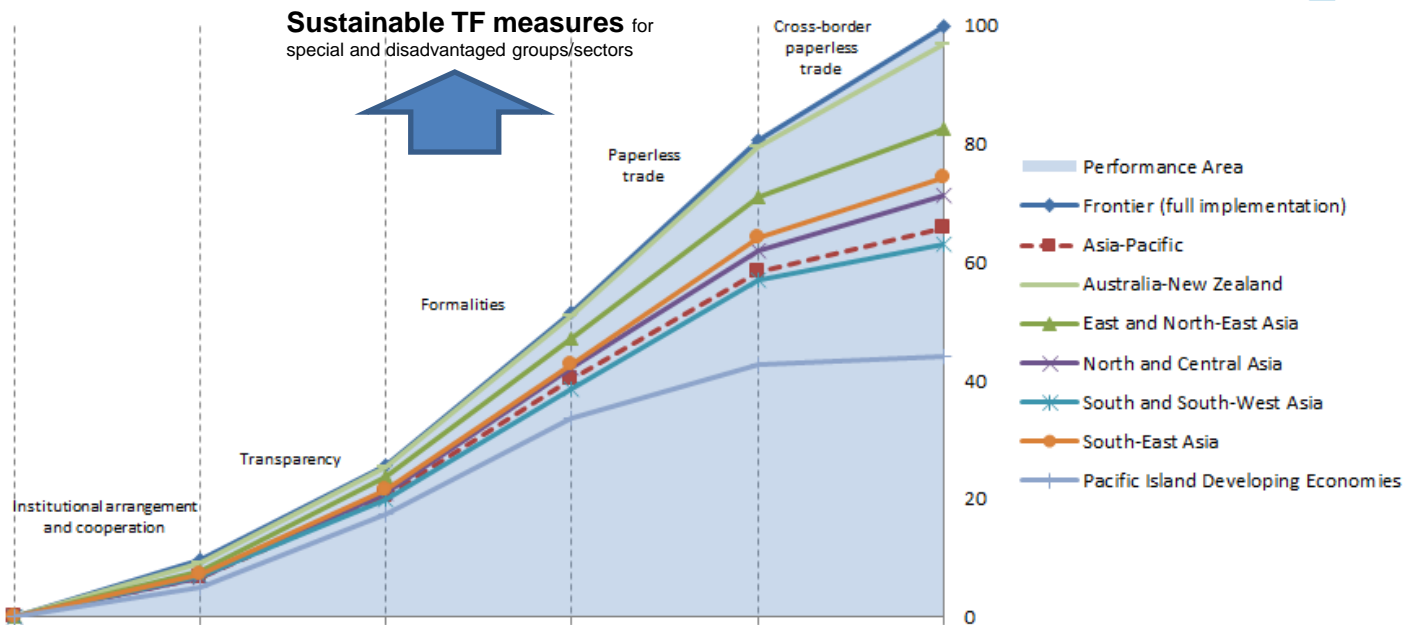
Source: UN Global Survey on Digital and Sustainable Trade Facilitation (2021)

Note: UNRCs are still receiving feedback from some member countries on data validation. Therefore, the results may be further – probably slightly – revised in the final report to be issued in the coming months.

[UNTFSURVEY.ORG](https://untfsurvey.org)

Moving up the trade facilitation ladder

towards seamless international supply chains



Source: UN Global Survey on Digital and Sustainable Trade Facilitation (2021)

Note: ESCAP is still receiving feedback from some member countries on data validation. Therefore, the results may be further – probably slightly – revised in the final report to be issued in the coming months.

UNTF SURVEY.ORG

Conclusions & Way Forward

- Progress made in TF implementation despite supply chain interruption caused by COVID-19
- Implementation of **cross-border paperless trade** still very challenging
- Trade facilitation (TF), **paperless and “contactless” trade measures in particular**, are essential to ensure access to essential goods and to accelerate post-pandemic recovery ;
- More efforts needed to design and implement TF measures for special and disadvantaged groups (SMEs, Women...) and for resilient post-pandemic recovery



THANK YOU



[UNTFSURVEY.ORG](https://untfsurvey.org)

