Georgia’s experience in estimating completeness of vital events



Shorena Tsiklauri, PhD

Head, Population Census and Demographic Statistics department

National Statistics Office of Georgia - Geostat

KEY FACTS ABOUT GEORGIA



AREA	69 700 sq. km.
POPULATION (as of 1 January, 2021)	3 728.6 thousands
DENSITY (PER 1 SQ. KM.)	65.2 persons
Natural Increase (2020)	-4 017
Net Migration (2020)	15 732

Main Demographic Indicators

	2010	2020
TOTAL FERTILITY RATE	2.00	1.97
INFANT MORTALITY RATE (‰)	16.9	7.9
LIFE EXPECTANCY AT BIRTH		
MALES	66.7	69.1
FEMALES	75.8	77.7
POPULATION AGED 65 AND ABOVE (% OF TOTAL)	14.2	15.1

CRVS SYSTEM OF GEORGIA

Current registration system of birth and death events:

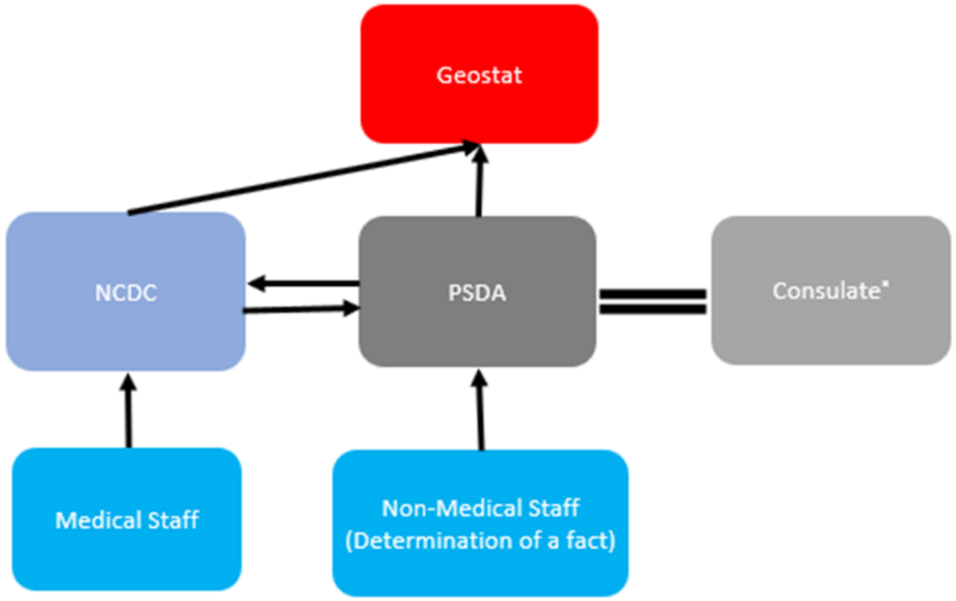

Sources of the vital statistics:

- **Public Service Development Agency (PSDA)**, Ministry of Justice of Georgia; and
- **National Center for Disease Control and Public Health (NCDC)**, Ministry of Internally Displaced Persons from the Occupied Territories, Labor, Health and Social Affairs of Georgia.

VITAL STATISTICS

Geostat merges Birth and Death databases from the both sources by use of the medical number (if needed, Personal IDs, Name & Surname, Date of Birth can be also used for the linkage)

NCDC ⟷ **DB-s linked by the Medical certificate number** ⟷ PSDA

Integration of the data helps to improve:

- ✓ the **quality** of the data;
- ✓ the **coverage** of the vital events.

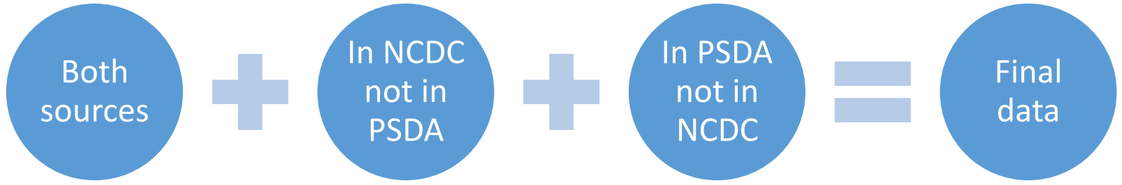

Completeness of births statistics in Georgia

Can be calculated based on the number of vital events in several sources.

In particular, Geostat estimates births completeness rate based on the comparison of the Geostat and UN figures.

	2015-2020
(1) Geostat	315 065
(2) UN*	325 856
Births completeness rate (1):(2)	96.7%

*United Nations, Department of Economic and Social Affairs, Population Division (2019). World Population Prospects 2019, Online Edition. Rev. 1.

Percentage distribution of live births by months of birth, for whom the months of birth and registration is the

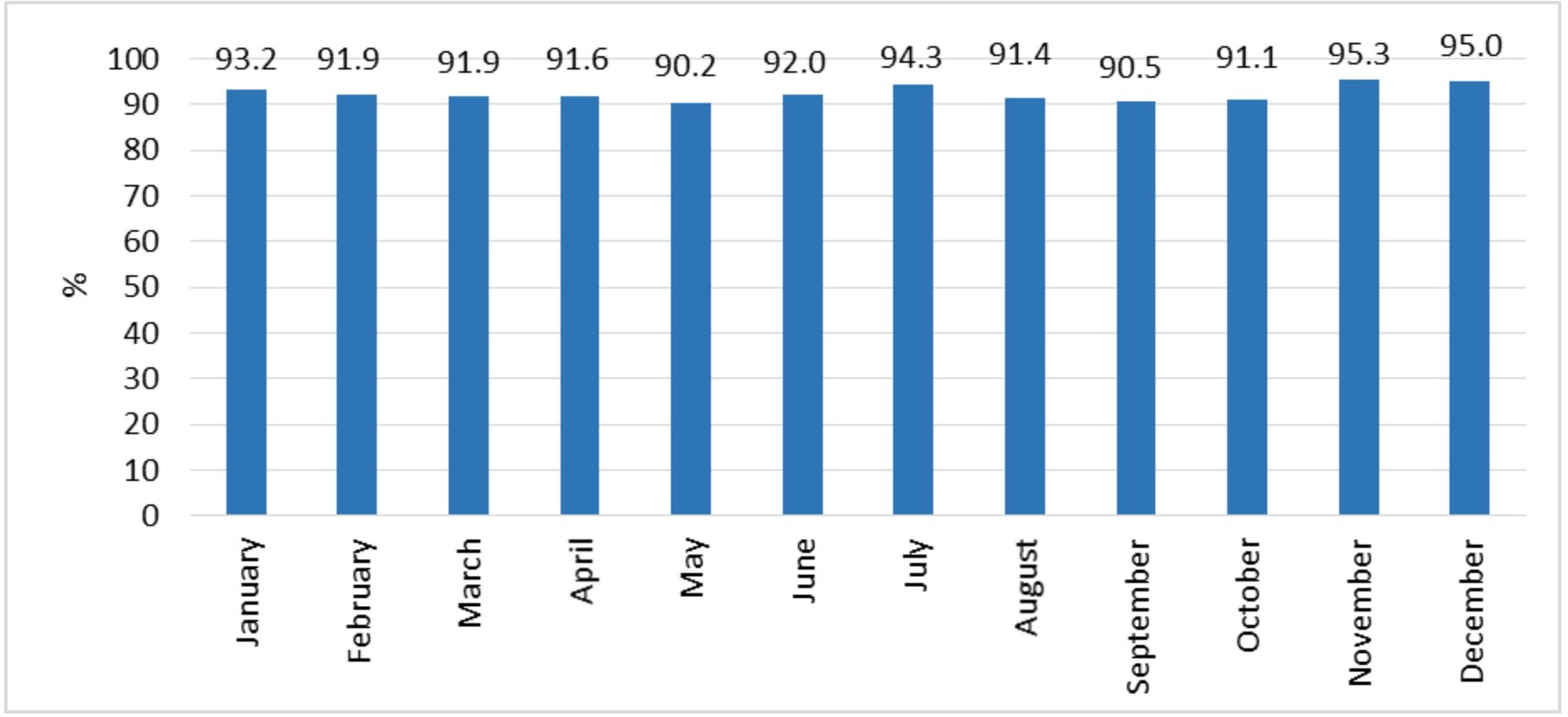

In 2020, 92.4 percent of cases, months of live births and registration do not differ from each other.

Completeness of deaths statistics in Georgia

	2015-2020
(1) Geostat	291 434
(2) UN*	309 981
Births completeness rate (1):(2)	94.0%

*United Nations, Department of Economic and Social Affairs, Population Division (2019). World Population Prospects 2019, Online Edition. Rev. 1.

In 2020, the completeness rate equaled 99.5%.

Percentage distribution of deaths by months of death, for whom the months of death and registration is the same,

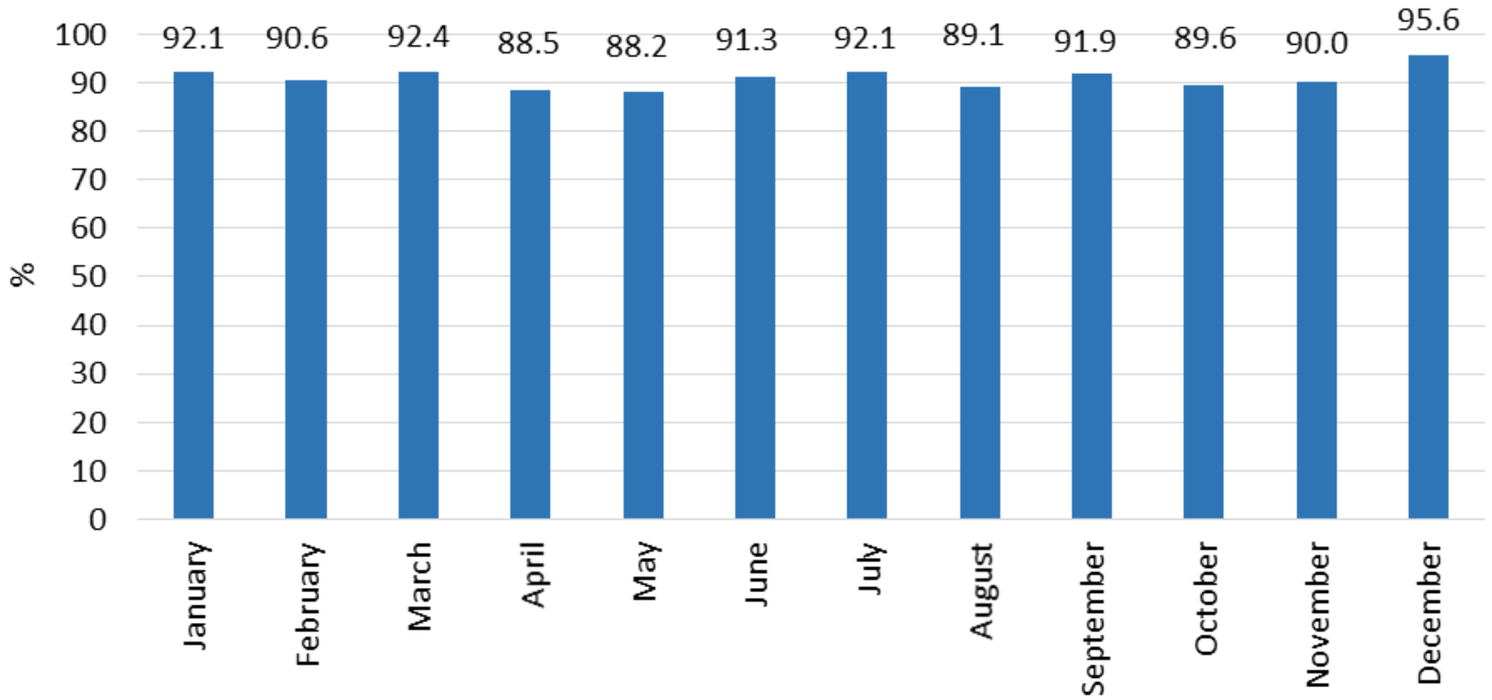

In 2020, for 91.2 percent of cases, months of death and registration do not differ from each other.

Thank you for your attention!

National Statistics Office of Georgia