

# UN Global Survey on Digital and Sustainable Trade Facilitation 2023

## Key Findings - Africa

Brendah Phiri-Mundia

Principal Regional Advisor

Regional Integration and Trade Division



United Nations  
Economic Commission for Africa



## **TF Implementation Rate in Africa (2023)**

Interconnection with  
AfCFTA Implementation

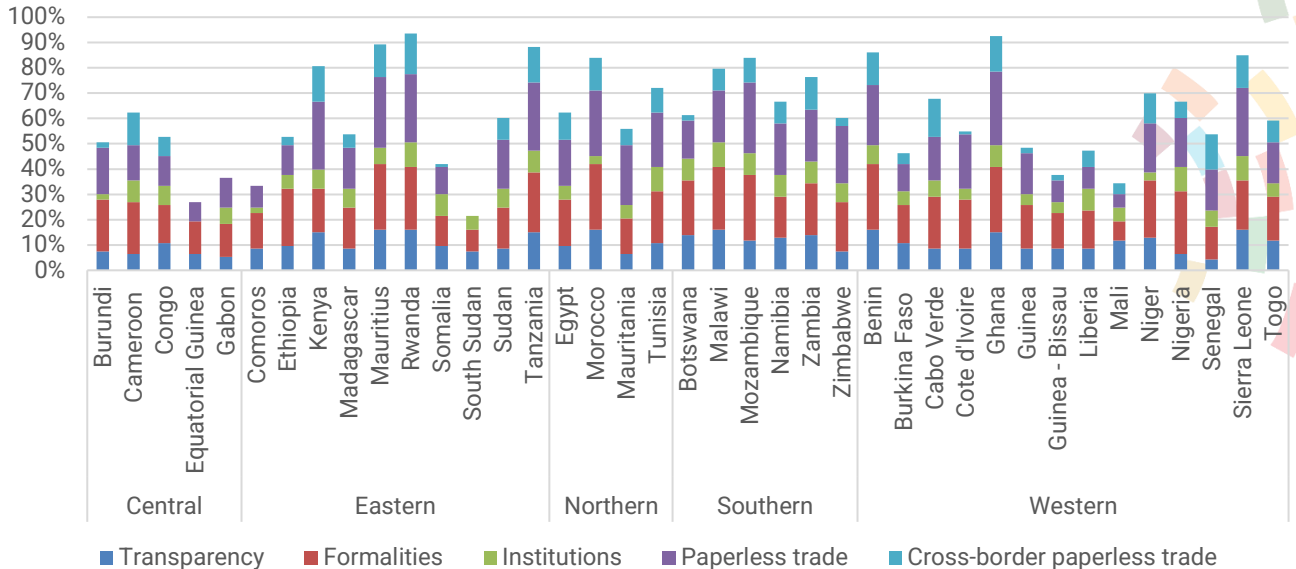


Source: UN Global Survey on Digital and Sustainable Trade Facilitation (2023)

# TF Implementation Rate in Africa (2023)

## Average Implementation Rate by Country

- Number of countries Surveyed : 2023 - 39 ; 2021 - 35
- Overall Avg implementation rate: 2023 -61.57% ; 2021- 51.2%
- Global Avg implementation rate: 2023 - 69%; 2021 – 51%

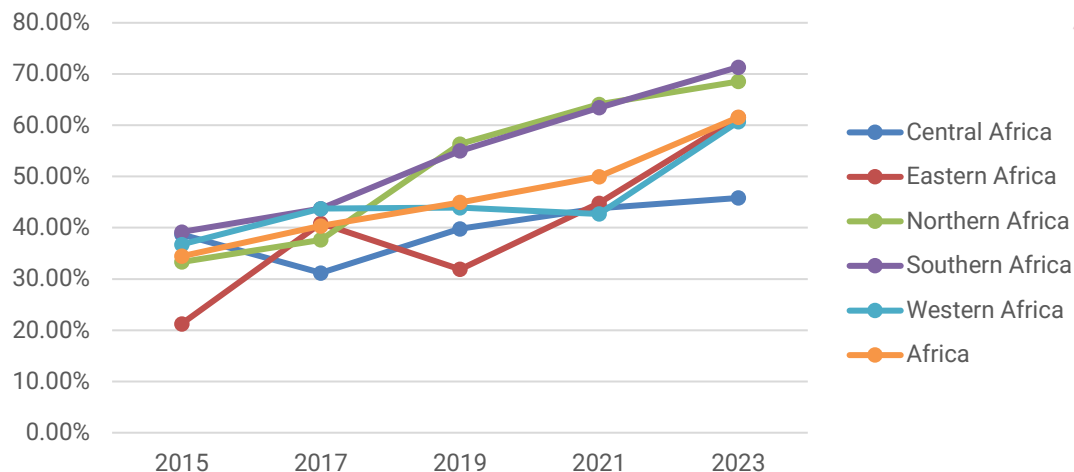


Source: UN Global Survey on Digital and Sustainable Trade Facilitation (2023)

# Progress Across Africa's Sub-regions (2023)

- Improvements across all sub-regions – Overall Africa 61.57% [2021 – 51.2%]
- Southern Africa most improved sub-region at 71.33% [2021 - 62%]
- SIDs leading among country groupings
- Implementation of cross-border paperless trade remains low

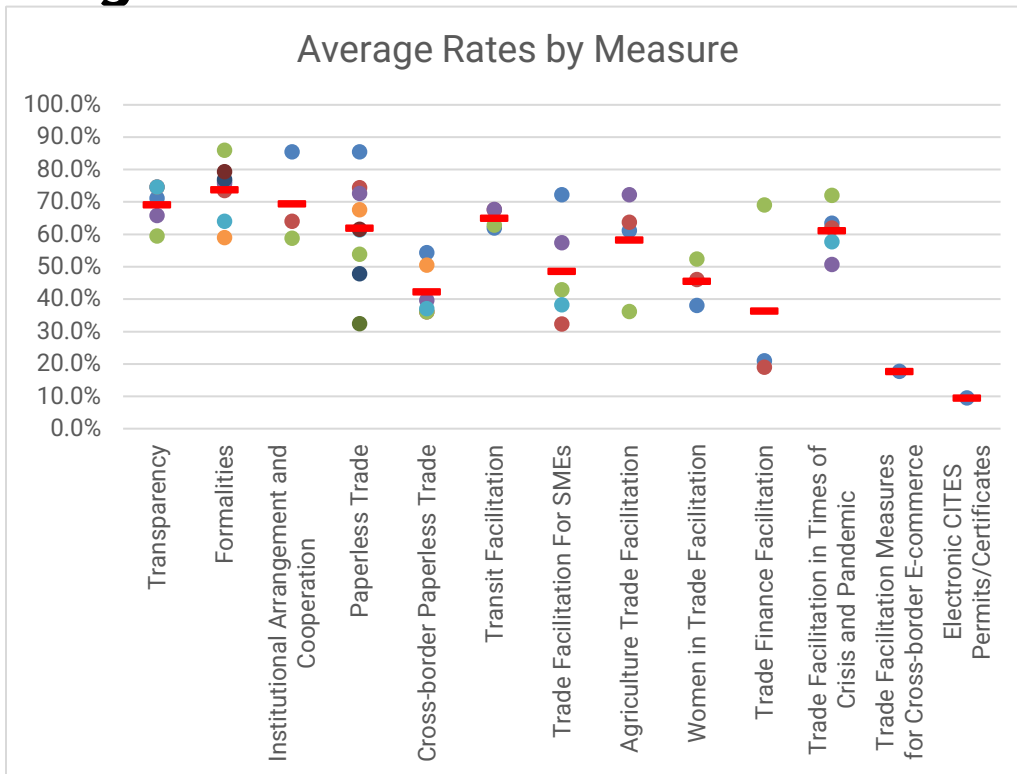
## Comparison of Implementation Rates (2015 - 2023)



Source: UN Global Survey on Digital and Sustainable Trade Facilitation (2023)



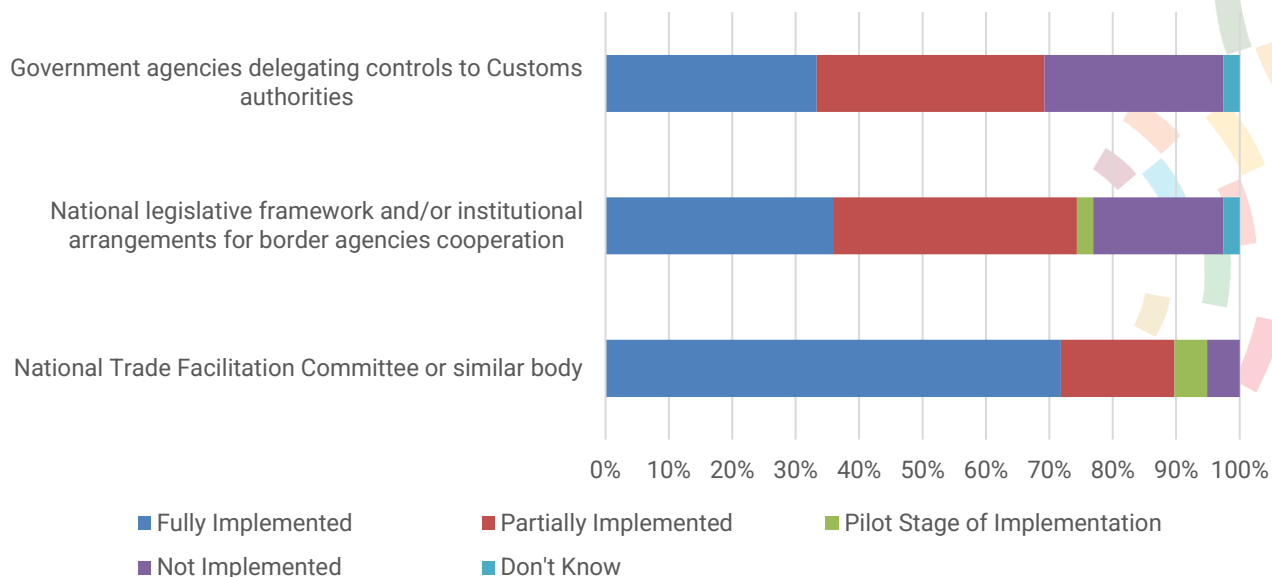
# Average Rates Per TF Measure



Source: UN Global Survey on Digital and Sustainable Trade Facilitation (2023)

# Status of Implementation of Institutional Arrangements in Africa

## Status of Implementation, Institutional Arrangements (Africa)



Source: UN Global Survey on Digital and Sustainable Trade Facilitation (2023)

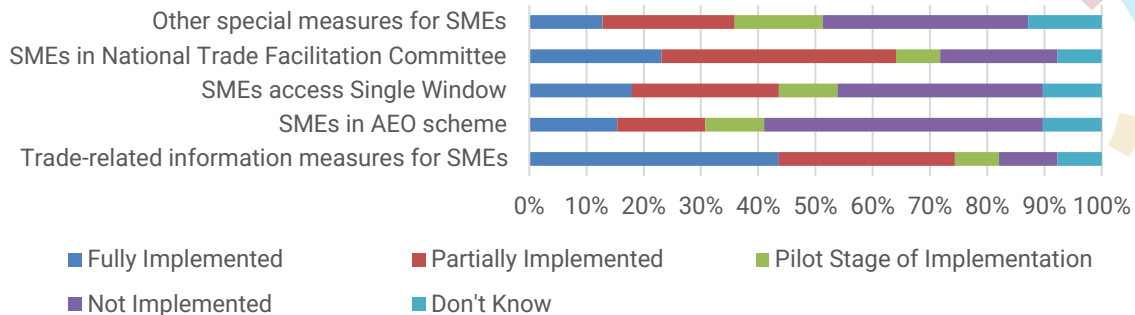
Note: UNRCs are still receiving feedback from some member countries on data validation. Therefore, the results may be further – probably slightly – revised in the final report to be issued in the coming months.

[UNTFSURVEY.ORG](https://untfsurvey.org)

# Trade Facilitation Measures for SMEs

- Limited implementation of measures targeted at SMEs to address challenges they face -
- Lowest implementation rate - access to AEO schemes and other special measures for SMEs

## Status of Implementation, Trade Facilitation for SMEs (Africa)



Source: UN Global Survey on Digital and Sustainable Trade Facilitation (2023)

Note: UNRCs are still receiving feedback from some member countries on data validation. Therefore, the results may be further – probably slightly – revised in the final report to be issued in the coming months.

# Conclusion

- Notable progress in the rate of implementation of TF measures in Africa. However, Africa still lags behind when assessed against the global average, hence the call for more effort.
- Improvements in implementation of cross-border paperless trade and measures to support cross-border e-commerce required to maximise the benefits of trade particularly in the context of the AfCFTA.
- Increasing the rate of implementation of TF measures targeting SMEs, and women in trade, will help to accelerate intra-African trade and to support a more inclusive and sustainable economic growth in Africa.
- More effort needs to be applied at implementing e-SPS and e-CITES permits as these are important measures to safeguard wildlife and environmental sustainability goals

