



E-RESILIENCE MONITORING TOOLKIT

E-resilience is the ability of ICT systems to withstand, recover from, and change in the face of an external disturbance. It is an integral component of the Asia-Pacific Information Superhighway (AP-IS) Action Plan for 2022-2026, supporting its commitments towards infrastructure fit for the digital future under the “connectivity for all” pillar.

E-RESILIENCE MONITORING DASHBOARD

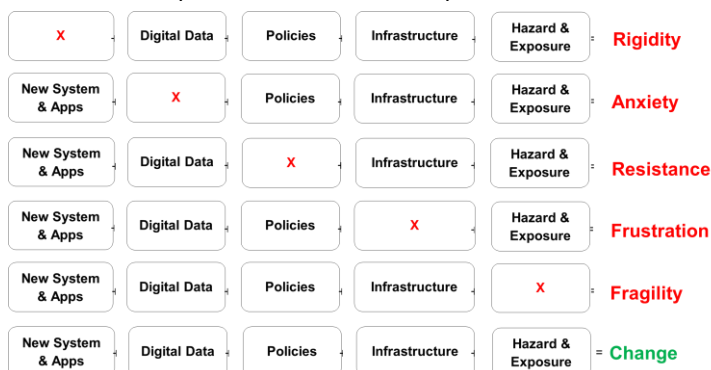
E-resilience Monitoring Dashboard is an online tool developed by ESCAP for the member States for monitoring the progress towards greater e-resilience.

As an **input**, the tool leverages a set of indicators collected by reputed external organizations.

As an **output**, the tool presents simple visualizations, e.g. online dashboards and graphs, allowing policy-makers to pinpoint areas for intervention, and identify regional best practices.

CHANGE FRAMEWORK REFERENCE MODEL

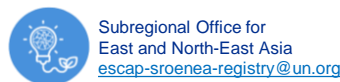
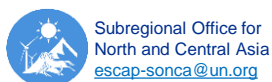
Sustainable change happens only when all elements or pillars of e-resilience are present



FUTURE STEPS AND WAY FORWARD

1. Create a **membership-led process** of continuous review of this tool, and to engage in this process a **wide range of stakeholders**, and essentially scope the tool to the broader audience in the ESCAP region.
2. **Involve specialists** with different backgrounds, including policy-makers, ICT experts, statisticians, and other potential users of this toolkit.
3. **Discuss and improve** the toolkit and report on progress biannually.
4. Involve agenda of **greater cooperation** in terms of **data collection**, and a possible assistance to the countries in this regard.

CONTACT US:



FIVE PILLARS OF E-RESILIENCE

Infrastructure - the foundation upon which everything else related to ICTs is built.

Policy - the measure with which a society is able to form an enabling environment for e-resilience.

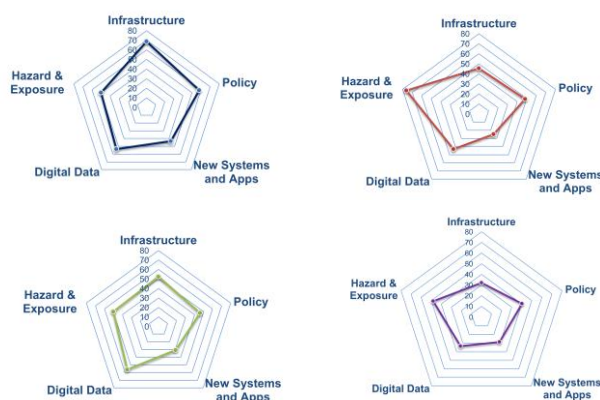
Systems and Apps is about adoption of emerging technologies, but also about innovations and new business models.

Digital Data is covering the ability of a society to absorb changes, the everyday use of digital services, the extent with which the society is ready to utilize digital tools in a case of a public health crisis or other emergencies.

Hazard and Exposure is a measure of attention given to disaster resilience in all of its forms, be it preparedness, response or recovery.

COUNTRY PROFILES

Visualization radar chart (pentagon) for 4 pilot countries



Data-driven and smart action is needed more than ever. Our ability to recuperate, recover and build back better relies on a strong policy response. ESCAP stands ready to assist the member States in reaching their objectives in line with the vision of prosperous, safe, resilient, and digital, Asia -Pacific.

This tool, developed by ESCAP with technical support from eWWG, contributes to achieving Sustainable Development Goals (SDGs), namely SDG 9, SDG 13, SDG 17.

POTENTIAL PARTNERS

