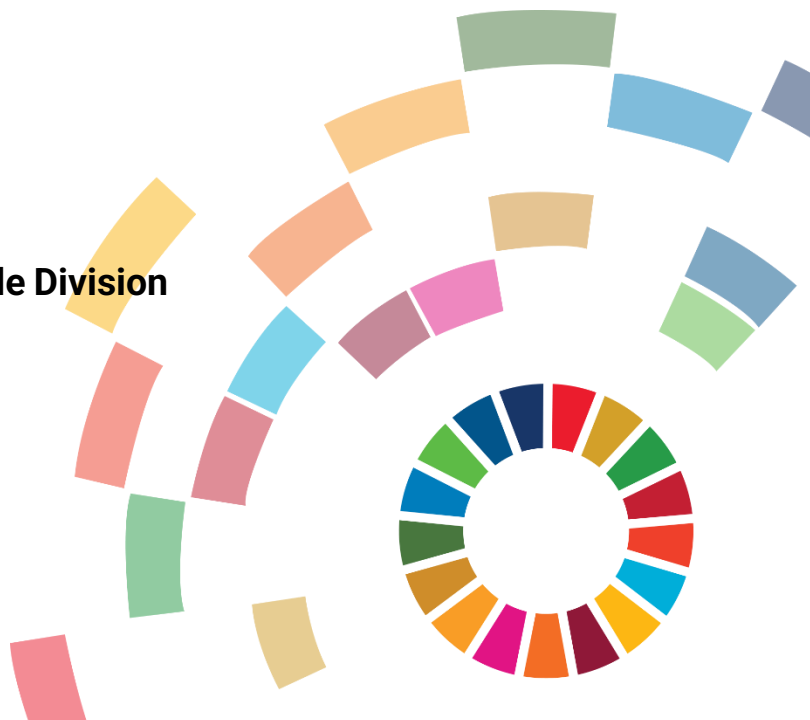


United Nations Global Survey on Digital and Sustainable Trade Facilitation: UNECE Region 2021 Results

Elisabeth Tuerk

**Director
Economic Cooperation and Trade Division**

14 July 2021



UNECE Region 2021 Results

Sustainability of TF implementation in times of crisis varies significantly across the region and within sub-regions.

TF in times of crisis - surveyed areas:

- An agency available to manage TF measures in times of crises and emergencies
- Publication of emergency TF measures online
- Coordination of emergency TF measures with other countries
- Implementation of additional (cross-border) paperless trade measures in times of crises and emergencies
- Preparedness of TF measures for future crises

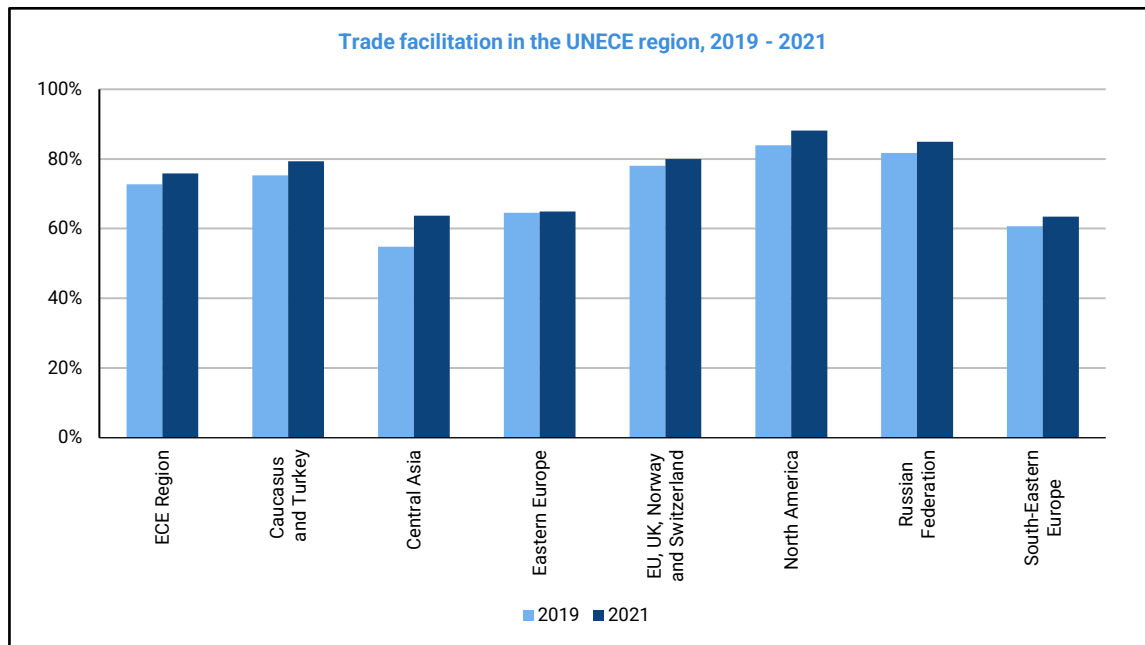
Survey responses:

- A number of countries did not provide responses for this category.
- The average level of implementation of the TF measures in times of crisis in the UNECE region is 46%. Country level of completion for those implementing the measures ranges from 13% to 93%.



UNECE Region 2021 Results

TF implementation improved since 2019 Survey in all sub-regions, most significantly in Central Asia, North America, Caucasus and Turkey.



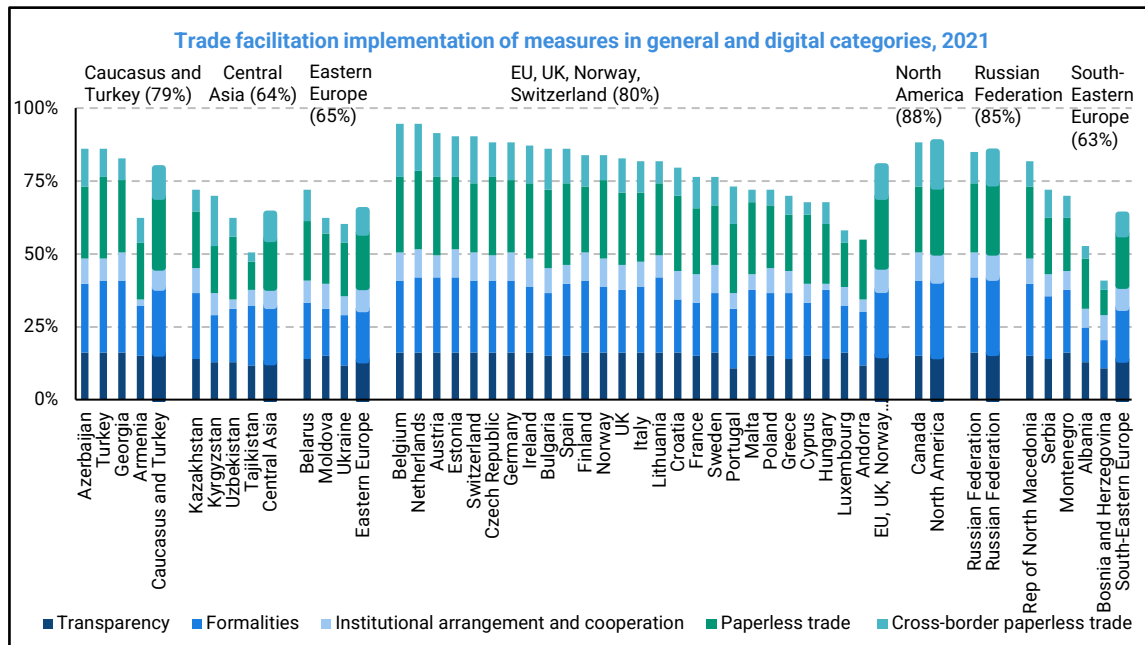
Source: United Nations Global Survey on Digital and Sustainable Trade Facilitation 2019, 2021

Note: UNRCs are still receiving feedback from some member countries on data validation. Therefore, the results may be further – probably slightly – revised in the final report to be issued in the coming months.



UNECE Region 2021 Results

Most sub-regions reached around 80% implementation of general and digital measures, while Eastern and South-Eastern Europe and Central Asia are lagging at 65%.



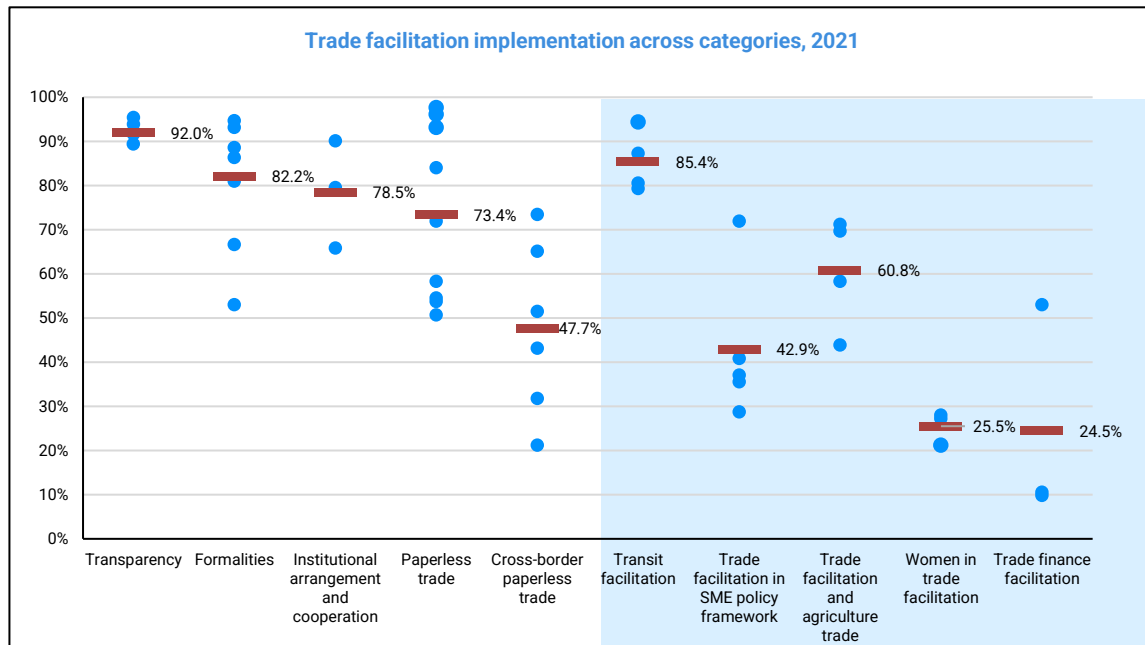
Source: United Nations Global Survey on Digital and Sustainable Trade Facilitation 2021

Note: UNRCs are still receiving feedback from some member countries on data validation. Therefore, the results may be further – probably slightly – revised in the final report to be issued in the coming months.



UNECE Region 2021 Results

Transparency, Transit facilitation, and Formalities categories have the highest level of implementation, while Women in trade facilitation and Trade finance the lowest.



Source: United Nations Global Survey on Digital and Sustainable Trade Facilitation 2021

Note: UNTRCs are still receiving feedback from some member countries on data validation. Therefore, the results may be further – probably slightly – revised in the final report to be issued in the coming months.



UNECE Region 2021 Results

The number of most implemented general and digital TF measures increased compared to 2019.

Category	Most implemented (% of countries)		Least implemented (% of countries)	
	Measure	Implemented fully, partially and on a pilot basis (%) / Full implementation (%)	Measure	Implemented fully, partially and on a pilot basis (%) / Full implementation (%)
Transparency	Publication of existing import-export regulations on the internet	100.0 / 81.8	Advance ruling on tariff classification and origin of imported goods	97.7 / 77.3
	Stakeholders' consultation on new draft regulations (prior to their finalization)	100.0 / 81.8		
	Advance publication/notification of new trade-related regulations before their implementation	100.0 / 88.6		
	Independent appeal mechanism	100.0 / 72.7		
Formalities	Risk management	100.0 / 81.8	Establishment and publication of average release times	70.5 / 34.1
	Post-clearance audits	100.0 / 88.6		
Institutional arrangement and cooperation	National legislative framework and/or institutional arrangements for border agencies cooperation	100.0 / 72.7	Government agencies delegating controls to Customs authorities	81.8 / 47.7
Paperless trade	Automated Customs System	100.0 / 88.6	Electronic Application for Customs Refunds	70.5 / 29.5
	Internet connection available to Customs and other trade control agencies	100.0 / 93.2		
	Electronic submission of Customs declarations	100.0 / 84.1		
Cross-border paperless trade	Laws and regulations for electronic transactions	88.6 / 38.6	Electronic exchange of Certificate of Origin	38.6 / 4.5

Source: United Nations Global Survey on Digital and Sustainable Trade Facilitation 2021

Note: UNRCs are still receiving feedback from some member countries on data validation. Therefore, the results may be further – probably slightly – revised in the final report to be issued in the coming months.



UNECE Region 2021 Results

Trade Finance, Women in TF measures and preparedness of TF measures for future crisis are among the least implemented.

Category	Most implemented (% of countries)		Least implemented (% of countries)	
	Measure	Implemented fully, partially and on a pilot basis (%) / Full implementation (%)	Measure	Implemented fully, partially and on a pilot basis (%) / Full implementation (%)
Transit facilitation	Customs Authorities limit the physical inspections of transit goods and use risk assessment	93.2 / 84.1	Transit facilitation agreement(s)	81.8 / 65.9
Trade facilitation in SME policy framework	Trade-related information measures for SMEs	84.1 / 54.5	SMEs in AEO scheme	43.2 / 31.8
Trade facilitation and agriculture trade	Special treatment for perishable goods	84.1 / 45.5	Electronic application and issuance of SPS certificates	63.6 / 18.2
Women in trade facilitation	Female membership in the National Trade Facilitation Committee	45.5 / 11.4	Trade facilitation policy/strategy incorporates special consideration of female traders	34.1 / 11.4
Trade finance facilitation	Variety of trade finance services available	68.2 / 34.1	Single window facilitates traders' access to finance	13.6 / 4.5
Trade Facilitation in times of crisis and pandemic	Publication of emergency TF measures online	65.9 / 43.2	Preparedness of TF measures for future crises	47.7 / 20.5

Source: United Nations Global Survey on Digital and Sustainable Trade Facilitation 2021

Note: UNTRCs are still receiving feedback from some member countries on data validation. Therefore, the results may be further – probably slightly – revised in the final report to be issued in the coming months.



UNECE Region 2021 Results

Support is required for implementation of TF measures that reduce inequality among traders and increase preparedness of TF for future crises.

Findings:

- **TF implementation improved in all sub-regions**, most significantly in Central Asia, Caucasus and Turkey, and North America.
- Implementation of general and digital TF measures is **lowest in Eastern and South-Eastern Europe, and Central Asia**.
- **More measures are among the most implemented** compared to 2019 survey.

Recommendations:

- **Measures for TF in crises** - address sustainability of TF in times of crisis and pandemic to mitigate the effects of COVID-19 on TF implementation and increase preparedness of TF for future crises.
- **Digitalization** - accelerate implementation of Paperless trade and Cross-border paperless trade measures to increase resilience in times of emergencies.
- **SMEs** - increase access to Single Window, authorized operator certification, and representation in NTFCs.
- **Women in trade** - design and implement government policies that increase women's participation in trade and their membership in NTFCs.



THANK YOU

UNECE Region 2021 Results

Elisabeth Tuerk
Director, Economic Cooperation and Trade Division
UNECE

14 July 2021, Geneva



[UNTFSURVEY.ORG](https://untfsurvey.org)

