Estimating Completeness of Vital Events

BHUTAN

Tashi Dorjee, Chief of Social Statistics Division, Bhutan

28 March 2022

I. BACKGROUND

- Commitment to strengthening the use administrative data including the CRVS to complement the Official Statistics generated from the Censuses and Household Surveys.
- Part of commitment that Bhutan made for Asia Pacific CRVS decade
- Technical Assistance received from the UNESCAP
- Collaborating partners

II. DATA SOURCE

- Department of Civil Registration and Census
- Department of Immigration
- Ministry of Health
- National Statistics Bureau

III. FINDINGS

- Coverage
- Completeness

III. FINDINGS

Coverage

- 230 Registration Points
  - 200 Gewogs
  - 20 Dzongkhags
  - 4 Drungkhags
  - 4 Thromdes
  - 2 HQ

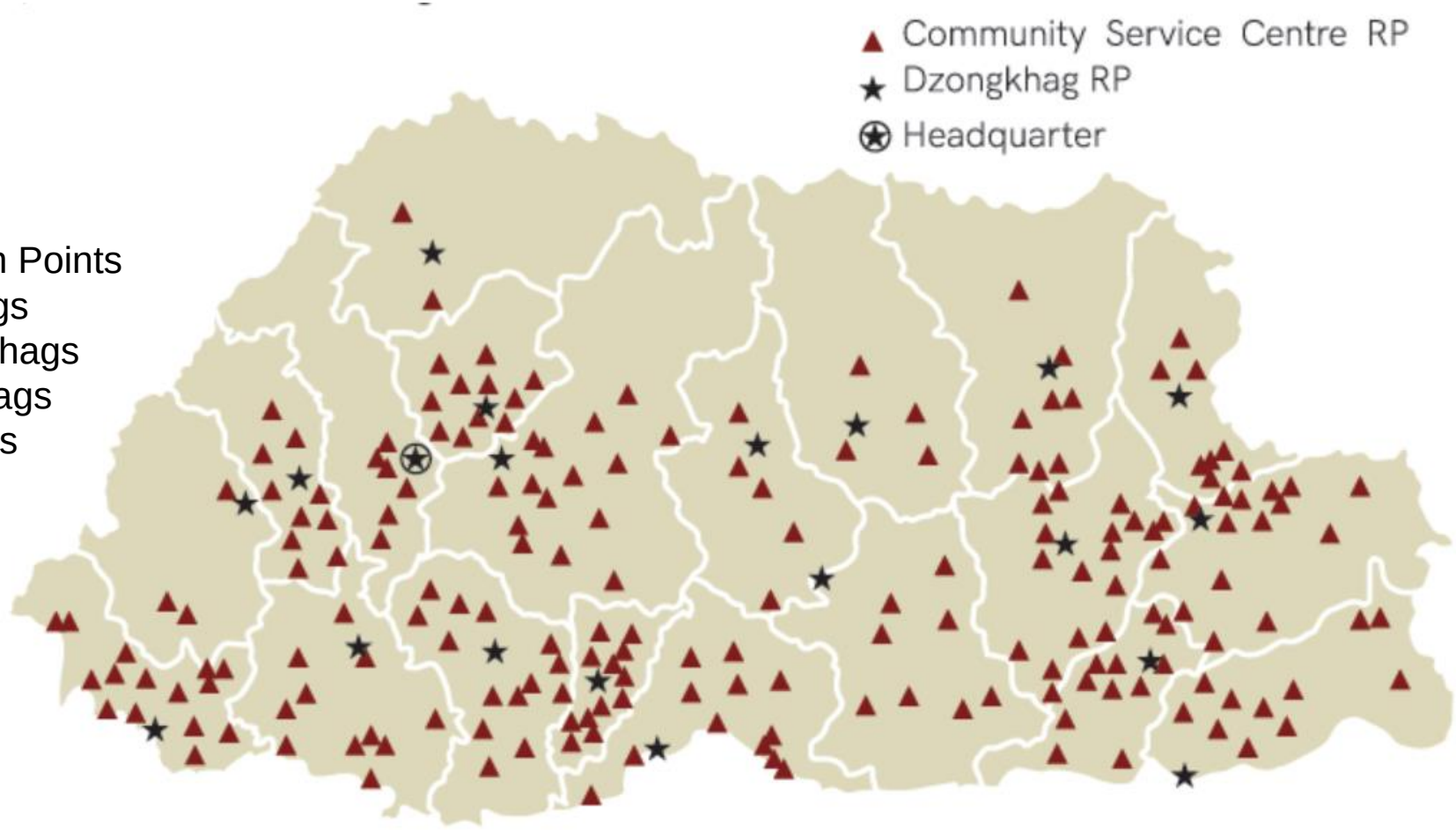

Figure 2.3 Map showing the Registration Points in Bhutan

III. FINDINGS

Timeliness Registration

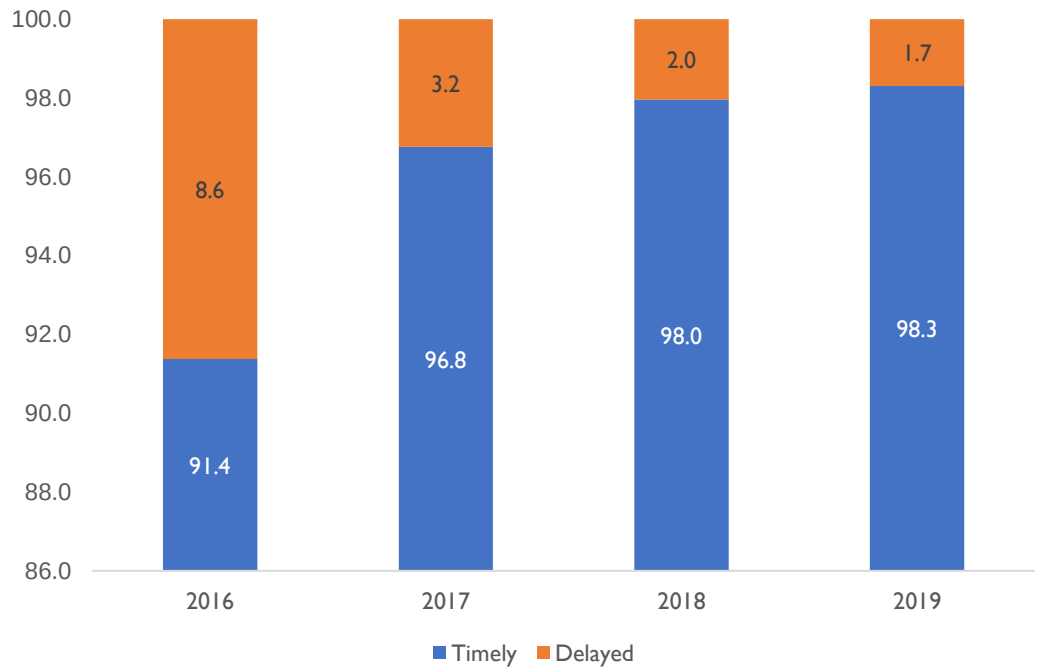

Births

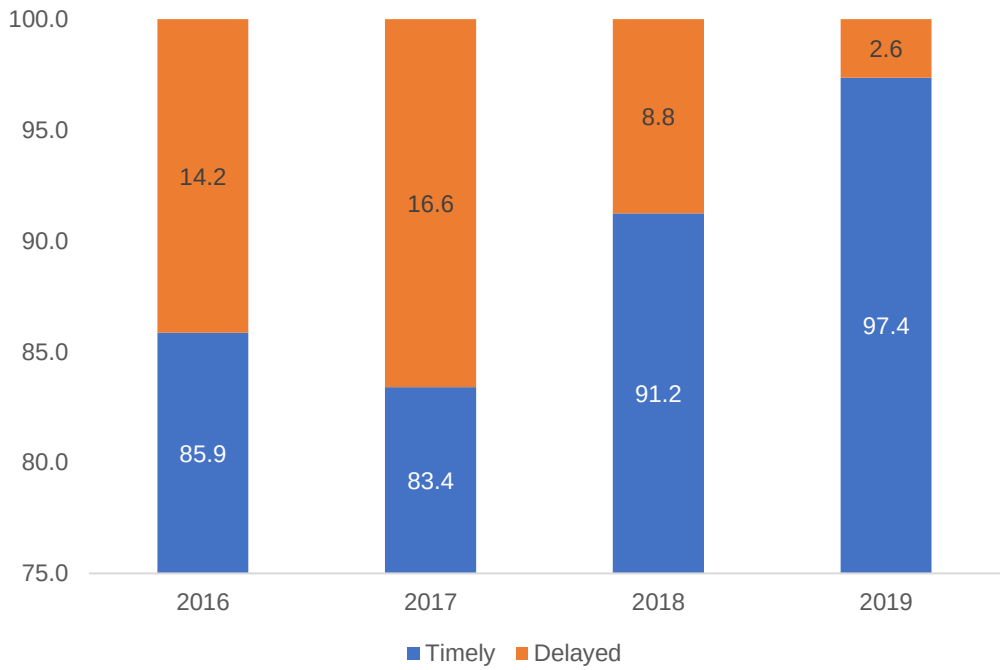

Deaths

Matrix of Births by Year of Occurrence and Year of Registration

		Year of Registration (Births)					Total
	Years	2016	2017	2018	2019	2020	
Year of Occurrence (Births)	**2016**	4,536	4,838	325	15	4	9,718
	2017	0	5,162	4,615	56	8	9,841
	2018	0	0	6,002	4,678	31	10,711
	2019	0	0	0	5,463	4204	9,667
	Total	4,536	10,000	10,942	10,212	4,247	39,937

Matrix of Deaths by Year of Occurrence and Year of Registration

Year of Occurrence (Deaths)		Year of registration (Deaths)					Total
	Years	2016	2017	2018	2019	2020	
	2016	2,501	663	221	125	31	3,541
	2017	0	2,311	742	249	65	3,367
	2018	0	0	2,509	700	155	3,364
	2019	0	0	0	2,654	566	3,220
	Total	2,501	2,974	3,472	3,728	817	13,492

COMPLETENESS OF BIRTH AND DEATH REGISTRATION

Year	Registered Births	Estimated Births	Completeness(%)	Registered Deaths	Estimated Deaths	Completeness(%)
2016	9,718	12,359	78.6	3,541	5,185	68.3
2017	9,841	12,342	79.7	3,367	5,178	65.0
2018	10,711	12,390	86.4	3,364	5,095	66.0
2019	9,667	12,407	77.9	3,220	5,105	63.1

THANK YOU!