

# ENVIRONMENTAL SUSTAINABILITY REPORT




**EMS**  
Environmental Management System  
**2020**

## OVERVIEW

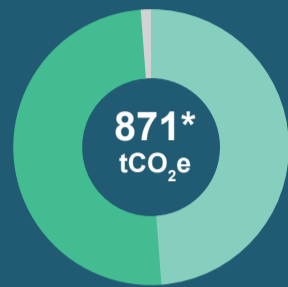
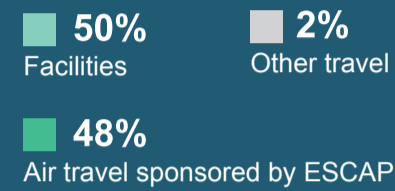
85% drop in ESCAP's emissions thanks to expanded renewable energy & reduced air travel (COVID-19 impact)

### ESCAP total emissions



ESCAP-wide data \*Including air travel emissions of non-ESCAP UN Secretariat entities covered under R400

### Emission sources



## WASTE

Boost in waste recycling, +46% compared to 2016!

### Ban of single-use catering items



Over 1 million catering items prevented\*

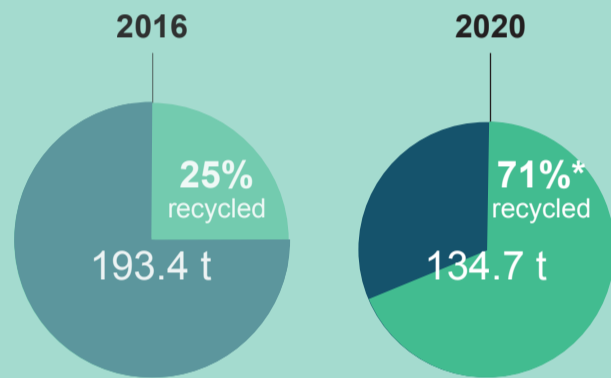
9 tons of waste prevented

UN Bangkok Compound-wide data

\*Prevented from becoming waste over 1 year

### Recycling peaked at 71% in 2020!

2020 vs 2018



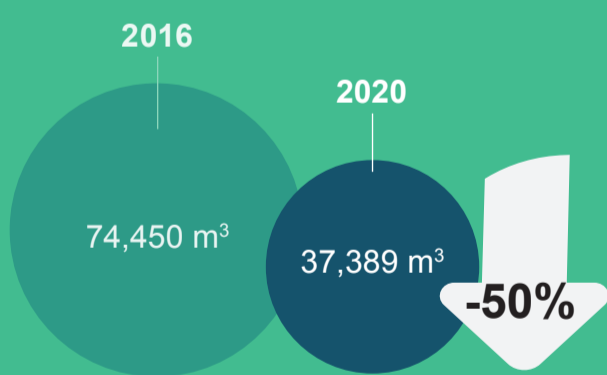
70% less prints

\*Excluding construction waste

## WATER

50% drop in water usage!


### Water use trend



UN Bangkok Compound-wide data


Waste water quality: Full compliance with national requirements

### Use by source



2017 - 2020

66,370 m<sup>3</sup> saved in 4 years =

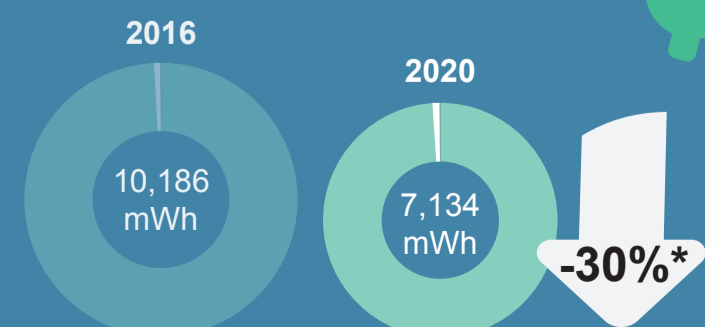


## ENERGY

Energy consumption's downward trend continues, -30% compared to 2016!

### Total kWh consumed

Grid Solar Diesel Generator



UN Bangkok Compound-wide data


\*Reductions boosted by COVID-19 building closures and partial operations

2017 - 2020

USD 553k saved in 4 years

Energy used by 2,927 average Thai households

100% electricity from renewables



## MEETINGS

Transition to low-carbon hybrid meetings (COVID-19 impact)

2020



All ESCAP intergovernmental meetings went hybrid

ESCAP-wide data

### Green meeting features

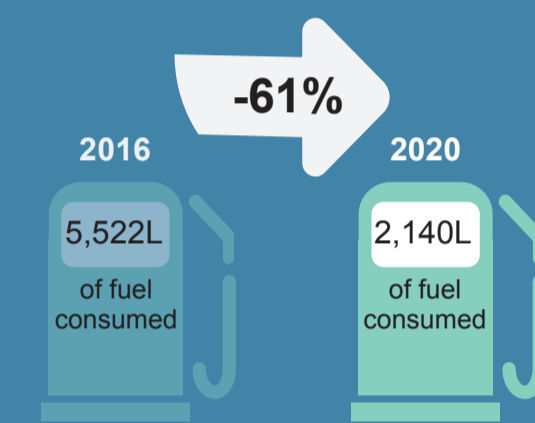
- ✓ Teleconferencing
- ✓ Paper smart
- ✓ Carbon accounting
- ✓ Offsetting
- ✓ Participants awareness
- ✓ Waste prevention
- ✓ Low-carbon menus

## TRAVEL

Steep drop in air and local travel emissions, online exchanges green ESCAP!

### Emissions from travel

#### Fuel consumed ESCAP local fleet



ESCAP HQ data



ESCAP-wide air travel data

### Green mobility options around our compound communicated to staff



## OFFSETTING

ESCAP is climate neutral once again in 2020!

$$2020^* \quad 871 \text{ tCO}_2 \text{ produced} - 871 \text{ tCO}_2 \text{ offset} = 0 \text{ NET emissions}$$

$$2016 \quad 5998 \text{ tCO}_2 \text{ produced} - 0 \text{ tCO}_2 \text{ offset} = \text{No offsetting}$$

ESCAP-wide data

ESCAP is climate neutral since 2017

Certified emission reduction credits (CERs)

Purchased from emission reduction projects

\*Including 298 tCO<sub>2</sub>e of air travel of non-ESCAP UN Secretariat entities covered under R400

## AWARENESS

UN staff and agencies in Bangkok informed and involved in greening!

54% staff briefed

16\* awareness campaigns

30 UN agencies

22\* inter-agency meetings

ESCAP HQ data

\*Cumulatively, since the launch of the EMS in 2017

Video: No waste is "wasted" at the UN Compound in Bangkok!

[bit.ly/3BgyKV0](https://bit.ly/3BgyKV0)



Detailed data dashboard

[bit.ly/31KBZxb](https://bit.ly/31KBZxb)

