

**HARMONIZATION OF BUSINESS TENDENCY SURVEY  
IN INDONESIA**

*(Progress, Current Analysis and Survey Results)*

Maurids H. Damanik - Bank Indonesia  
Ahmad Avenzora - BPS Statistics Indonesia

**Outline**

1. Introduction
2. Implementation of Harmonized questionnaire to the existing survey
  - BIBS Questionnaire
  - BTS-BPS Questionnaire
  - Harmonized Questionnaire
  - Merge between BIBS, BPS and Harmonize Questionnaire
3. The Result of harmonize, BIBS and BTS-BPS survey
4. Future Plan

## 1. Introduction

- Bank Indonesia, the Central Bank of Indonesia and BPS-Statistics Indonesia are two state institutions conduct business tendency surveys (BTS) in Indonesia.
- BTS are very important tools for collecting information on business activities in order to make economic situation assessment as well as short-term economic forecast.
- BI and BPS-Statistics Indonesia have conducted the harmonization of BTS in Indonesia since the first quarter of 2002.

## 2. Implementation of Harmonized Questionnaire to The Existing Survey

### A. BIBS Questionnaire

- The existing BIBS questionnaires consist of 9 groups/kinds of questionnaires, named according to the economic sector, i.e., Mining and Quarrying; Manufacturing Industry; Construction; Trade, Hotel and Restaurant; Transportation; Communication; Finance; Services; and Agricultural.

### B. BTS-BPS Questionnaire

- Originally BTS-BPS covered only four economic sectors questionnaires, namely Industry; Trade; Construction; and Other (Transportation; Finance; Services). In order to align with BIBS, there is also such reduction of BTS-BPS number of questions considering similar substances with harmonized questions and additional economic sector questionnaires. These new sectors are Communication, Finance, Services, and Agricultural.

### Implementation of Harmonized - cont'd

#### C. Harmonized Questionnaire

- The harmonized questionnaires consist of 4 groups/kinds of questionnaires namely: **Industry** (covers mining & quarrying; manufacturing; electricity, gas and water) with 13 questions, **Trade** with 11 questions; **Construction** with 10 questions, and **Other** (covers Hotel& Restaurant; Transportation & Communication; Finance and Business Services, and Personal Services) with 9 questions.

a) **The Industry Questionnaire**

The questionnaire consists of 13 questions, 4 questions are the same with BIBS and BTS-BPS questions, and the rest (9) are especially Harmonized questions.

b) **The Trade Questionnaire**

The questionnaire consists of 11 questions, 3 questions are the same with BIBS and BTS-BPS questions, and the rest (8) are especially Harmonized questions.

c) **The Construction Questionnaire**

The questionnaire consists of 10 questions, 2 questions are the same with BIBS and BTS-BPS questions, and the rest (8) are especially Harmonized questions.

d) **The Other Questionnaire**

The questionnaire consists of 9 questions, 4 questions are the same with BIBS, 2 questions are the same with BTS-BPS, and 5 are especially Harmonized questions.

### Implementation of Harmonized - cont'd

#### D. Merge between BIBS, BPS and Harmonized Questionnaire

- After improving the BIBS and BPS questionnaire contents, the combined questionnaires with Harmonized questions can be seen as follows (next slide):

OECD/ESCAP Workshop on Composite Leading Indicators and Business Tendency Surveys  
(Bangkok, 24 - 26 February 2003)

No.	Variable	Covered Period	Type of Question	Economic Sector				
				Agr	Industry (MI, MQ, LGA)	Trade	Construction	Other (H, R, Com, FLB, Sv)
1	Production	PT; FT	three answer	BI	Harm, BI, BPS	-	-	-
2	Causing factors of production changes	PT; FT	W question	BI	BI	-	-	-
3	Selling/income/omzet	PT	three answer	-	BPS	BI, BPS	BI, BPS	BI, BPS
4	Causing factors of selling /income/omzet changes	PT; FT	W question	-	-	BI	BI	BI
5	Selling /income/omzet	FT	three answer	-	-	BI	BI	BI
6	Percentage of capacity production	PT	average	BI	Harm	-	-	-
7	Production capacity	PT	three answer	BI	BPS	BPS	BPS	BPS
8	Technical capacity	PT	three answer	-	-	-	Harm	-
9	Limits to production	PT	W question	BI	Harm	-	-	-
10	Business activity	PT	three answer	-	-	-	Harm	-
11	Limits to business activity	PT	W question	-	-	Harm	Harm	Harm
12	Competition	PT	three answer	-	-	Harm	-	-
13	Current operating time	PT	Rata-tata	-	-	-	Harm	-
14	Average working hour	PT	three answer	-	BPS	BPS	BPS	BPS
15	Employment	PT	three answer	BI	BLBPS	BI, BPS	BLBPS	Harm, BI, BPS
16	Employment	FT	three answer	BI	Harm, BI, BPS	Harm, BI, BPS	Harm, BI, BPS	Harm, BI, BPS
17	Volume of orders/demand/contract	PT	three answer	BI	-	-	BPS	Harm, BI
18	Volume of orders/demand/contract	FT	three answer	BI	-	-	Harm	Harm, BI
19	Volume of orders/demand	RL	three answer	-	Harm	-	Harm	-

Agriculture (Agr); Manufacturing Industry (MI); Mining & Quarrying (MQ); Hotel (H); Restaurant (R);  
Transportation (T) and Communication; Finance, Leasing, Business services (FLB); Services (Sv)  
Bank Indonesia (BI); Harmonize (Harm); Badan Pusat Statistik (BPS)

BANGKOK, THAILAND, 24 - 26 FEBRUARY 2003

7

No.	Variable	Covered Period	Type of Question	Economic Sector				
				Agr	Industry (MI, MQ, LGA)	Trade	Construction	Other (H, R, Com, FLB, Sv)
20	Export order books	RL	three answer	-	Harm	-	-	-
21	Export order books	PT	three answer	BI	BPS	BPS	-	-
22	Export order books	FT	three answer	BI	-	-	-	-
23	Domestic order books	PT	three answer	-	BPS	BPS	-	-
24	Order of input goods	PT	three answer	-	BPS	-	BPS	-
25	Company order to suppliers	PT	three answer	-	-	BPS	-	-
26	Company order to suppliers	FT	three answer	-	-	Harm	-	-
27	Stocks	RL	three answer	-	Harm	Harm	-	-
28	Stocks of agricultural product	PT	three answer	BI	-	-	-	-
29	Stocks of agricultural product	FT	three answer	BI	-	-	-	-
30	Selling price/tariff/rent/fee	PT; FT	three answer	BI	Harm, BI, BPS	Harm, BI, BPS	BI, BPS	BI, BPS
31	Causing factors of selling price/tariff/rent/fee changes	PT; FT	W question	BI	BI	BI	BI	BI
32	Financial situation	PT	three answer	BI	Harm	Harm	Harm	Harm
33	Access to credit	PT	three answer	BI	Harm	Harm	Harm	Harm
34	Limits access to credit	PT	W question	BI	BI	BI	BI	BI
35	Business Situation	PT; FT	three answer	BI	Harm	Harm	-	Harm
36	Investment	PT; FT	two answer (Y or N)	BI	BI	BI	BI	BI
37	Investment realization	PT; FT	three answer	BI	BI	BI	BI	BI
38	The type of investment	PT	W question	BI	BI	BI	BI	BI
39	Percentage of investment realization	PT	W question	BI	BI	BI	BI	BI
40	The aim of investment	PT; FT	W question	BI	BI	BI	BI	BI
41	Limits to investment	FT	W question	BI	BI	BI	BI	BI
<b>Total</b>				<b>34</b>	<b>36</b>	<b>34</b>	<b>33</b>	<b>30</b>

Agriculture (Agr); Manufacturing Industry (MI); Mining & Quarrying (MQ); Hotel (H); Restaurant (R);  
Transportation (T) and Communication; Finance, Leasing, Business services (FLB); Services (Sv)  
Bank Indonesia (BI); Harmonize (Harm); Badan Pusat Statistik (BPS)

BANGKOK, THAILAND, 24 - 26 FEBRUARY 2003

8

**C. The Result of Harmonize, BIBS and BTS-BPS Survey**

The result of survey from 1st quarter to 4th quarter 2002 described that Harmonized, BIBS and BTS-BPS Index in Industry sector and Construction sector have similar pattern. If they are compared to Gross Domestic Product (GDP) in Indonesia, it seems that the trends are also inline, but in Trade sector and Other sector, they look different.

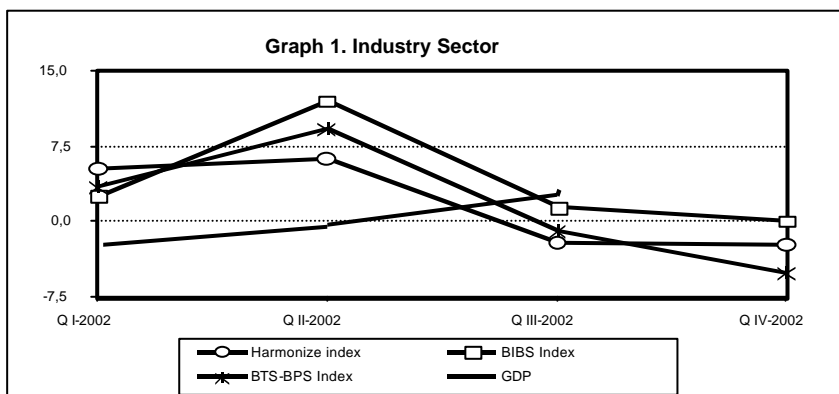


Table 1. Business Survey Indexes in Industry Sector

Period	Harmonize Index	BIBS Index	BTS-BPS Index	GDP
Q I-2002	5,23	2,50	3,50	-1,07
Q II-2002	6,24	11,90	9,20	-0,5
Q III-2002	-2,19	1,43	-0,89	2,48
Q IV-2002	-2,39	0,06	-5,07	

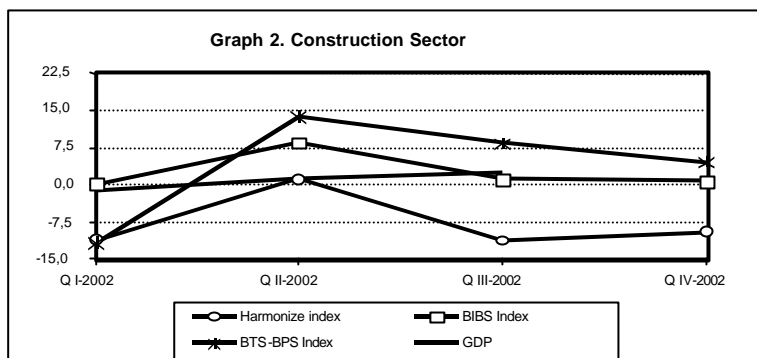


Table 2. Business Survey Indexes in Construction Sector

Period	Harmonize Index	BIPS Index	BTS-BPS Index	GDP
Q I-2002	-11,16	0,29	-11,54	-1,04
Q II-2002	1,12	8,53	13,89	1,61
Q III-2002	-11,19	1,09	8,33	2,98
Q IV-2002	-9,45	0,7	4,73	1,61

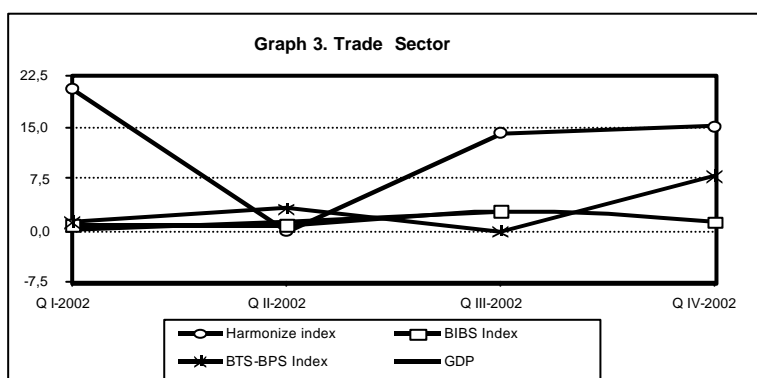


Table 3. Business Survey Indexes in Retail and Wholesale Trade Sector

Period	Harmonize Index	BIPS Index	BTS-BPS Index	GDP
Q I-2002	20,48	0,72	1,33	0,99
Q II-2002	-0,20	0,82	3,14	1,10
Q III-2002	14,11	2,81	-0,01	3,09
Q IV-2002	15,09	1,33	7,81	1,10

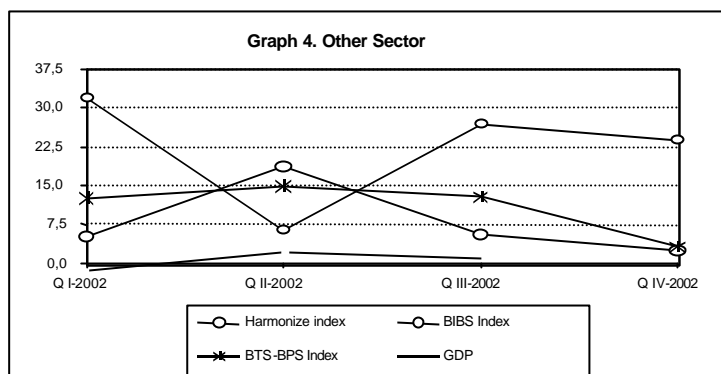


Table 4. Business Survey Indexes in Other Sectors

Period	Harmonize Index	BIBS Index	BTS-BPS Index	GDP
Q I-2002	32,18	5,23	12,77	-0,03
Q II-2002	6,43	18,77	14,98	1,17
Q III-2002	27,05	5,64	12,93	0,81
Q IV-2002	23,98	2,57	3,37	

## 4. Future Plan

### 1. In the short term :

- BI and BPS-Statistics Indonesia will continue to implement the harmonization program. The program specifically is to continue improving the questionnaires, and merging of the harmonized questionnaires with BIBS and BTS-BPS questionnaires.
- To increase the validity of the survey, BI and BPS-Statistics Indonesia have a plan to update the sample (respondents).

### 2. In the long term :

- When the series of harmonized index are long enough, there will be evaluation in order to look at whether there is similar pattern between harmonized index and the existing BIBS and BTS-BPS index.