

# Asia and Pacific EFAInfo

Using data in evidence-based decision-making  
Launch of DevInfo version 6.0 in Asia and the Pacific

03 February 2010



## EFAInfo Overview

Developed to support the **EFA Mid-Decade Assessment:**  
*Pan-Asia & Pacific*

Structure Reflects a **set of MDA indicators** – based on **6 EFA Goals**

**48 core indicators** (quantitative),

**29 policy/system indicators** (quantitative & qualitative)

**54 additional indicators**, (quantitative & qualitative)

**Open for customization** – designed for country specific data, indicators, surveys and reports to be included. Regional EFA Info has been customized to reflect national data - adding more indicators

**Meta data** – on definitions, sources, description of indicators, as well as **qualitative information** – including descriptive findings and quotes from reports.



### Customized Databases

National statistics organizations and other agencies have adapted DevInfo database technology to user-specified requirements

## Objectives for Developing EFAInfo

### *Country-level*

- Prepare a tool and template and provide capacity development for national customization to compile, monitor, present and analyze data *relevant* to education policy, advocacy and decision-making

### *Regional*

- Develop a regional database as a record of EFA progress - with disaggregated data and qualitative information; with MDG and cross sectoral health, nutrition and protection related data; with EMIS data combined with House Hold Surveys, Evaluations and Assessments; with Central Asia, South Asia, East Asia, South-East Asia and Pacific included.



## Applications

- As value-added component to existing EMIS
- A link to cross-sectoral monitoring and analysis (*eg. gender, health, labor*)
- As opportunity dialogue and clarify confusion around national and/or international data
- As a tool in capacity building towards better data analysis and evidence-based policy/planning

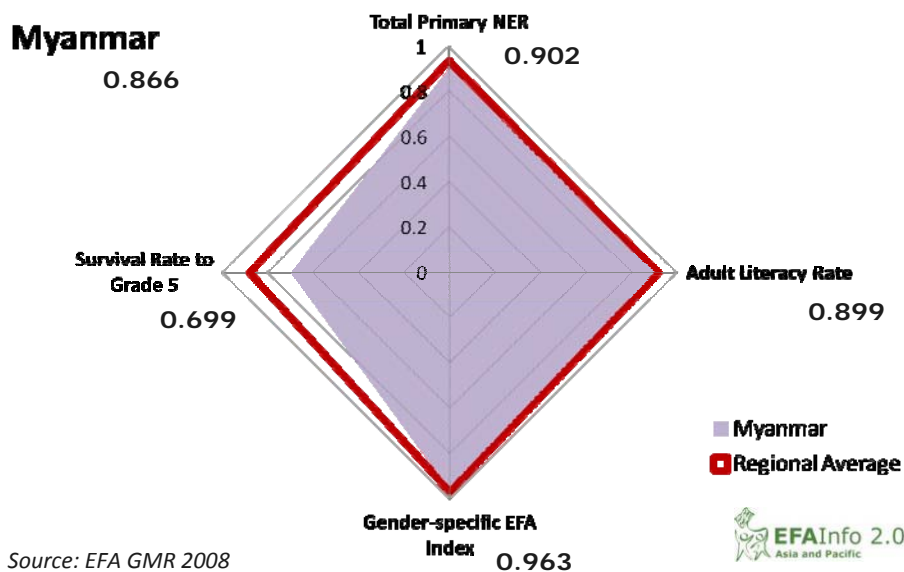


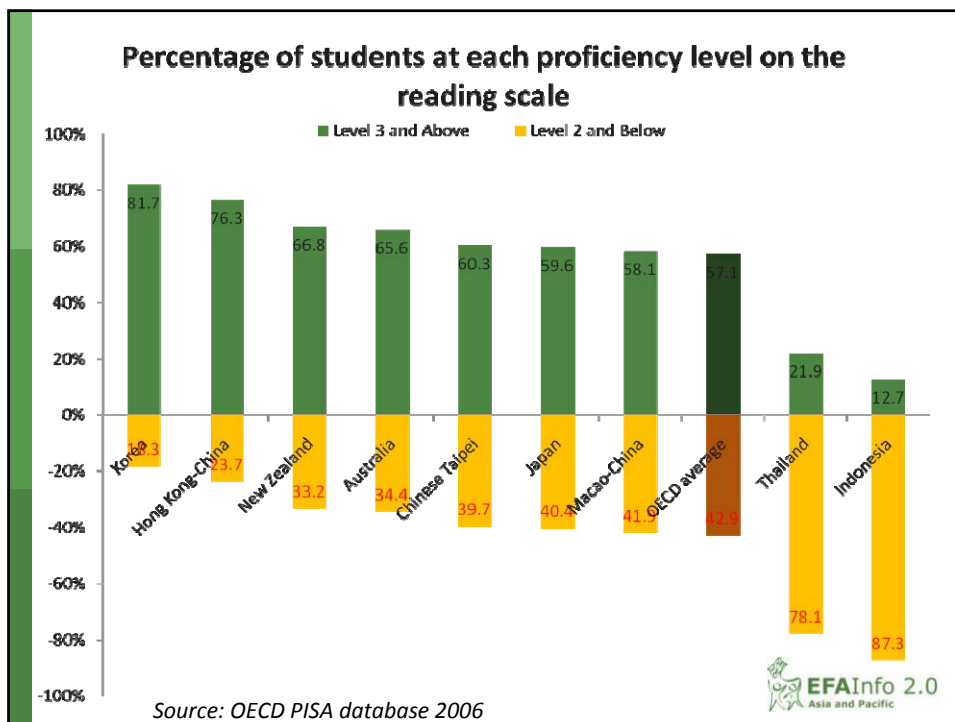
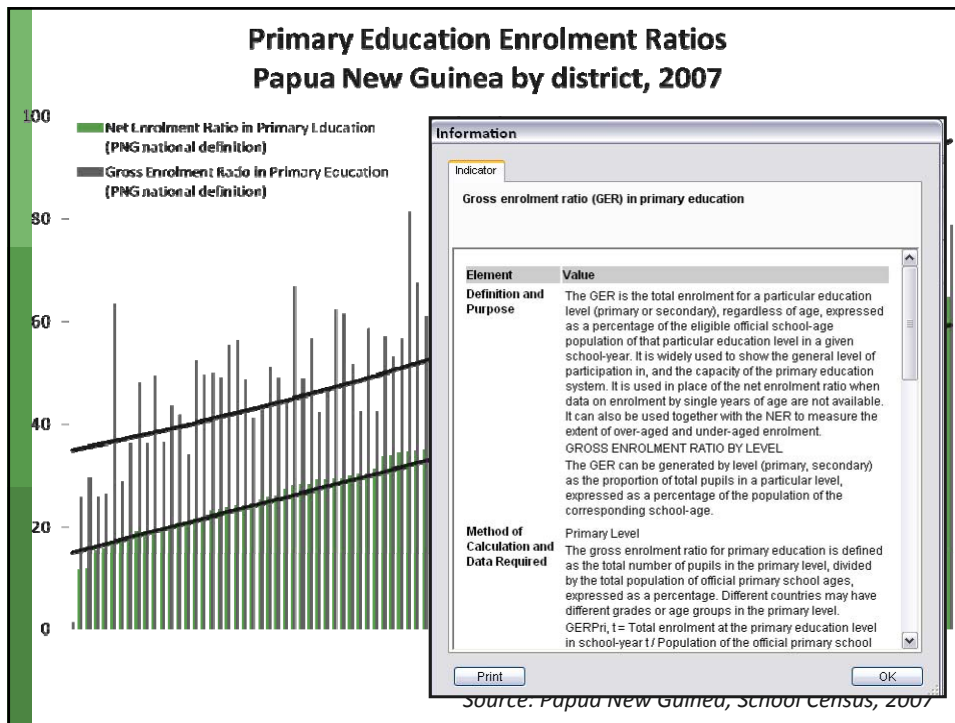
## Database Contents

- **National Education data**
  - National EFA Mid-Decade Assessment Data
  - Education Yearbooks / Statistics reports
- **International data**
  - EFA Global Monitoring Report (UNESCO)
  - State of the World's Children Report (UNICEF)
  - GenderInfo (UNSD)
  - Millennium Development Goals (UNDP/UNSD)
- **Household survey data**
  - Multiple Indicator Cluster Survey (MICS) – South, East and Central Asia
  - Living standards survey (LLSMS)
  - Demographic and Health Survey (DHS)
- **Special studies**
  - Literacy, Disabilities, Caste and Ethnicity, Economic surveys, Rural education

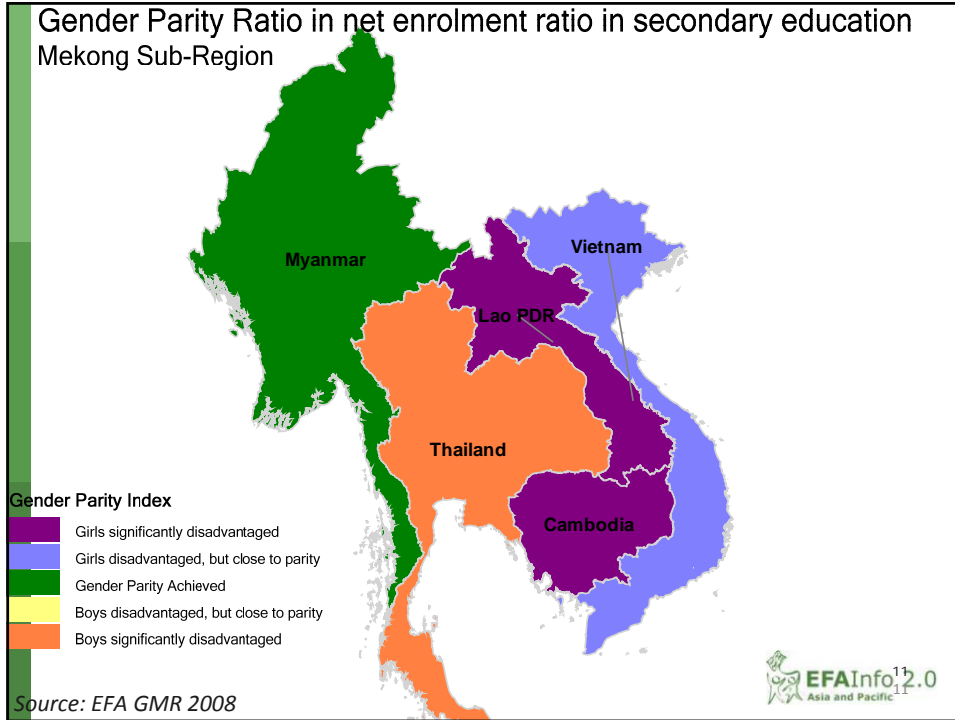


## Overall Progress towards EFA

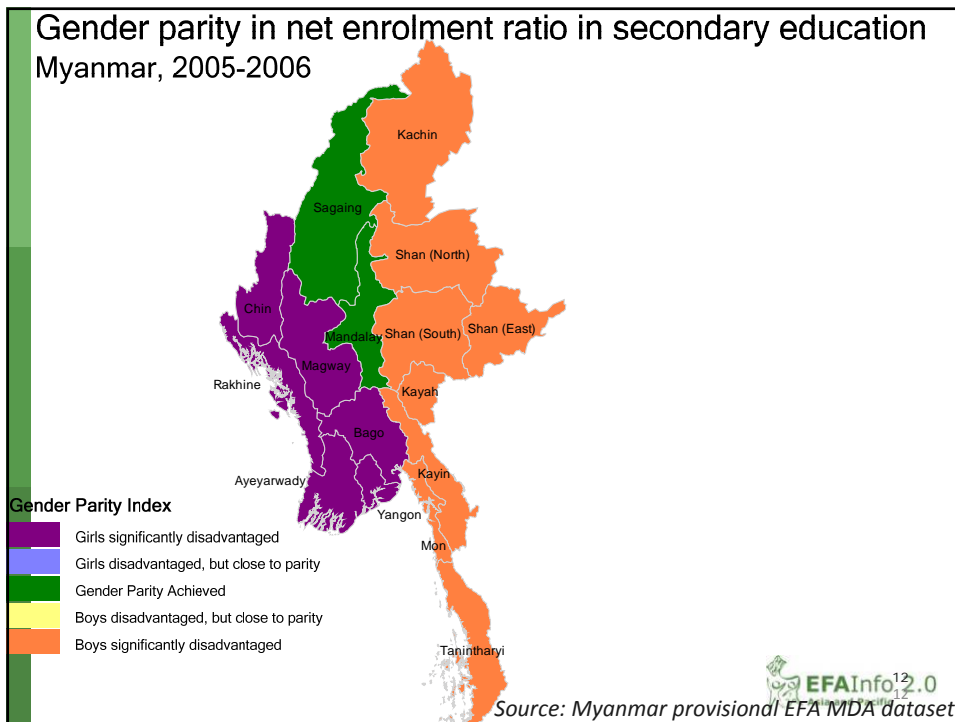




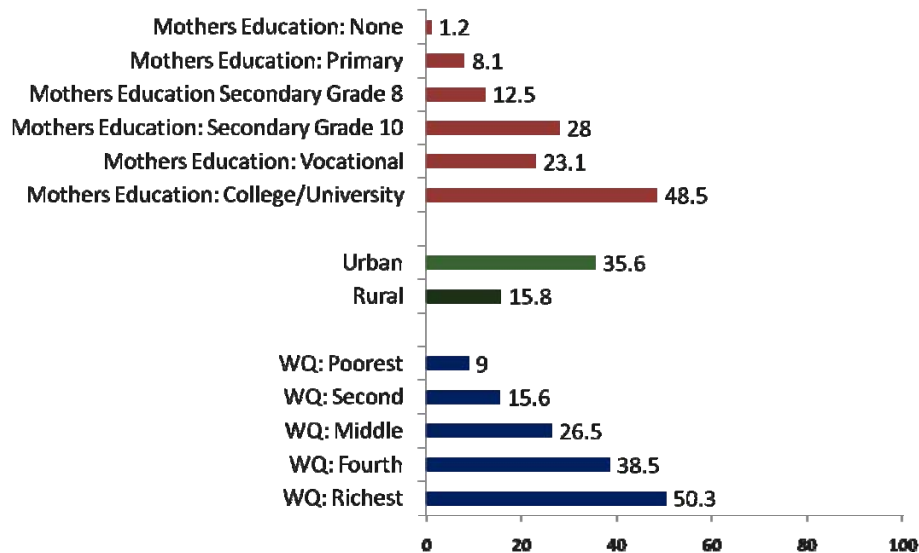
**Gender Parity Ratio in net enrolment ratio in secondary education  
Mekong Sub-Region**



**Gender parity in net enrolment ratio in secondary education  
Myanmar, 2005-2006**



### Children under five with 3 or more children's books Mongolia, 2005



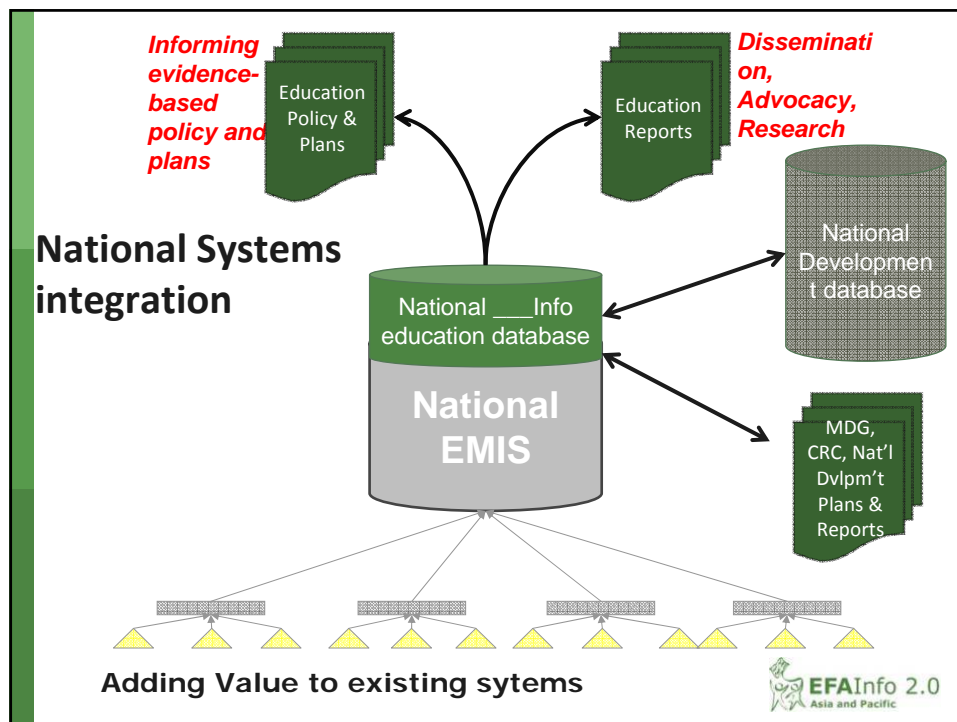
Source: Mongolia MICS Report, 2006



## Potentials for Strategic Engagement

- Address key data gaps and strengthen M&E response to planning needs
- Provides platform to share and exchange data across sectors
- Strengthens MOE response through evidence-based planning processes





## EFAInfo in 2010

- National adaptations in 5+ countries in East Asia and the Pacific
- Training on the use of EFAInfo for decision-making
- Update of the regional EFA database
- Piloting tools for the exchange of data between line ministries

