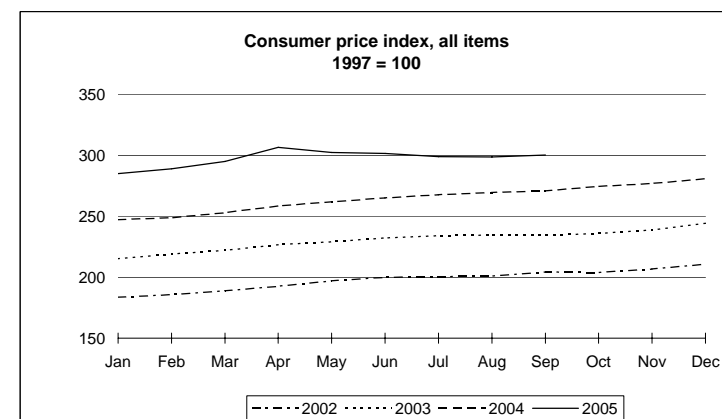
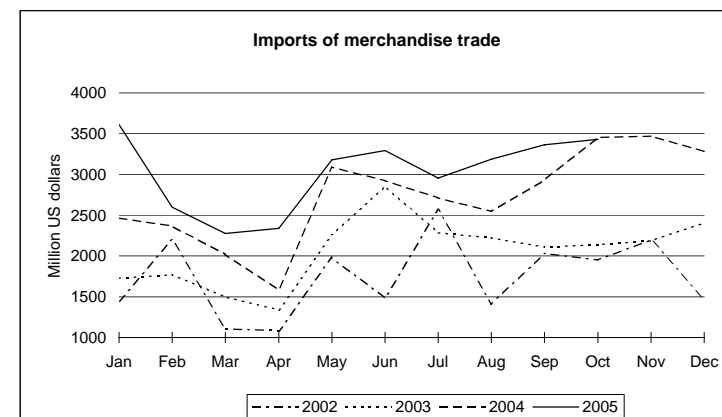
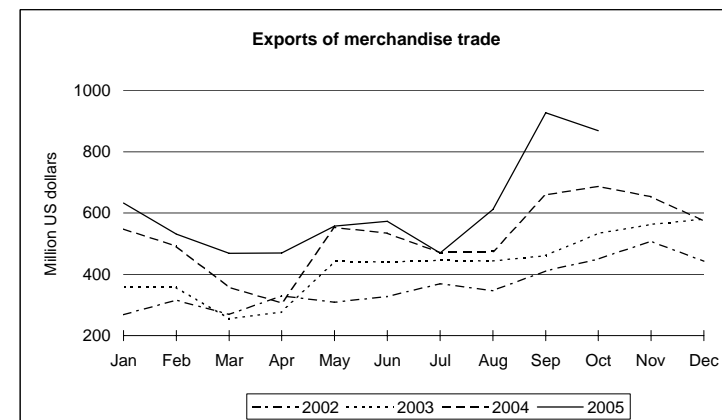


**Iran (Islamic Republic of)**

National currency: Rial

Industry		Jan	Feb	Mar	Apr	May	Jun	Jul	Aug	Sep	Oct	Nov	Dec
<b>Production of selected commodities</b>													
• Electricity a/ Million kWh	<b>2002</b>	----	28485	----	----	31733	----	----	40182	----	----	31972	----
	<b>2003</b>	----	31260	----	----	35125	----	----	44031	----	----	34159	----
	<b>2004</b>	----	33608	----	----	37938	----	----	47960	----	----	37533	----
	<b>2005</b>	----	36552	----	----	40898	----	----	52397	----	----	----	----
• Petroleum, crude Thousand tons	<b>2002</b>	13754	13233	13213	13225	13246	13229	13365	13361	13365	13365	13365	13221
	<b>2003</b>	9899	15634	15259	15144	11105	15485	15645	15657	15674	15559	15272	15341
	<b>2004</b>	15075	15391	15272	14816	15009	15103	15276	16486	16896	16732	----	----
	<b>2005</b>	----	----	----	----	----	----	----	----	----	----	----	----
<b>Transport</b>													
<b>Aviation, civil cargo</b>													
• Total b/ Million ton-kilometres	<b>2002</b>	6.5	5.9	5.9	6.0	6.2	6.5	7.2	7.2	6.2	6.9	7.4	7.1
	<b>2003</b>	6.2	6.2	7.0	5.7	6.3	6.0	6.5	6.6	6.6	7.4	6.7	6.8
	<b>2004</b>	7.2	6.5	6.6	5.7	6.7	6.5	6.7	6.7	7.1	7.8	7.7	7.4
	<b>2005</b>	6.9	6.4	6.7	6.4	7.2	7.0	7.2	6.9	6.8	7.5	----	----
<b>Aviation, civil traffic</b>													
• Total b/ Million passenger-kilometres	<b>2002</b>	524	493	565	504	531	565	677	719	641	572	405	500
	<b>2003</b>	475	424	469	396	432	501	631	706	640	567	421	561
	<b>2004</b>	538	511	558	562	568	618	736	771	676	544	477	576
	<b>2005</b>	542	444	573	574	579	618	773	811	756	504	----	----
<b>International trade</b>													
<b>Exports of merchandise trade</b>													
• Total, value c/ Million US dollars	<b>2002</b>	268	316	269	329	309	327	369	346	411	450	508	442
	<b>2003</b>	359	358	255	276	442	440	445	443	461	533	562	580
	<b>2004</b>	548	491	358	307	553	534	470	475	659	687	653	574
	<b>2005</b>	632	531	468	469	557	573	469	611	927	868	----	----
<b>Imports of merchandise trade</b>													
• Total, value Million US dollars	<b>2002</b>	1446	2198	1105	1081	1982	1488	2566	1409	2033	1950	2199	1469
	<b>2003</b>	1727	1771	1500	1336	2252	2859	2285	2222	2108	2140	2187	2405
	<b>2004</b>	2464	2368	2019	1585	3088	2923	2714	2546	2932	3456	3470	3282
	<b>2005</b>	3611	2600	2278	2338	3181	3293	2957	3186	3365	3431	----	----
<b>Price indices</b>													
<b>Consumer price index</b>													
• All items 1997 = 100	<b>2002</b>	183.7	185.8	188.9	192.4	196.9	199.8	200.4	201.0	204.3	203.8	206.6	210.7
	<b>2003</b>	215.0	219.0	221.9	226.7	229.1	232.2	234.1	234.6	234.2	235.8	238.6	244.1
	<b>2004</b>	247.2	248.8	252.8	258.4	261.7	265.0	267.7	269.5	270.7	274.4	276.7	280.6
	<b>2005</b>	284.9	288.9	295.0	306.3	302.2	301.4	298.9	298.6	300.2	----	----	----
• Food d/ 1997 = 100	<b>2002</b>	183.2	186.6	193.9	200.2	210.1	212.9	210.7	209.6	207.4	202.9	205.5	213.9
	<b>2003</b>	222.1	230.0	233.0	239.5	241.3	244.9	246.3	242.9	236.8	237.7	241.5	251.9
	<b>2004</b>	255.9	256.1	258.2	267.7	269.3	272.2	274.3	275.3	274.0	275.8	277.9	282.9
	<b>2005</b>	291.7	298.9	311.9	341.3	322.7	311.6	298.3	292.2	291.7	----	----	----
<b>Wholesale price index</b>													
• Total 1997 = 100	<b>2002</b>	177.0	179.5	180.0	183.4	186.0	187.4	189.8	190.1	190.4	189.5	190.6	194.5
	<b>2003</b>	196.6	200.0	199.8	203.2	205.3	207.8	211.1	209.8	208.6	208.8	209.8	214.2
	<b>2004</b>	216.7	217.2	217.7	228.4	231.2	233.5	234.1	236.0	237.6	241.8	243.7	248.4
	<b>2005</b>	253.0	256.2	259.2	266.7	265.4	263.8	261.1	258.6	258.4	----	----	----



## Iran (Islamic Republic of)

National currency: Rial

	Jan	Feb	Mar	Apr	May	Jun	Jul	Aug	Sep	Oct	Nov	Dec
--	-----	-----	-----	-----	-----	-----	-----	-----	-----	-----	-----	-----

### Finance

#### Money supply: money

• Total e/ <i>Billion national currency units</i>	<b>2002</b>	127837	130015	139688	131780	135739	137960	142628	145723	148714	150499	152948	155309
	<b>2003</b>	159695	162530	176227	162776	164773	168276	171735	177383	184742	178455	181448	184627
	<b>2004</b>	188896	194452	209855	190097	196041	203597	208502	205526	217957	207622	208199	212205
	<b>2005</b>	215109	217444	240022	214447	220517	227554						

#### Reserve money

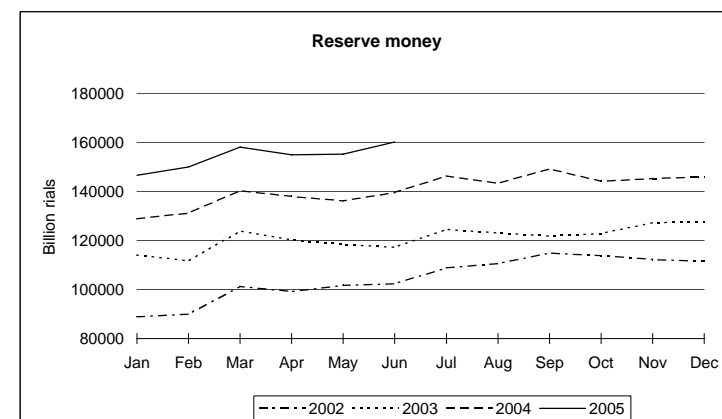
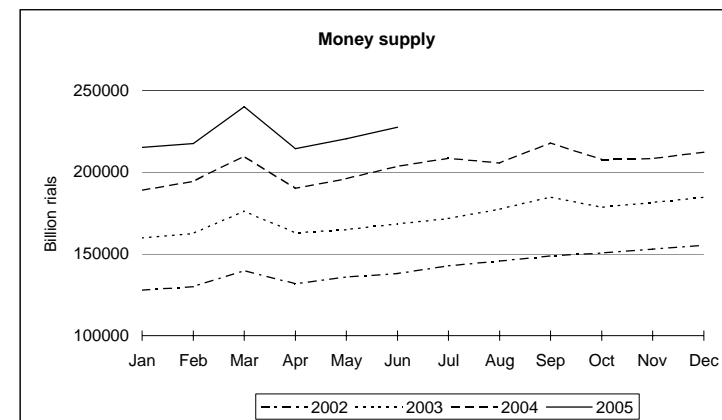
• Total e/ <i>Billion national currency units</i>	<b>2002</b>	88877	89945	101250	99249	101650	102355	108878	110525	114936	113815	112227	111487
	<b>2003</b>	114152	111797	123894	120211	118421	117298	124521	123084	121806	122930	127355	127554
	<b>2004</b>	128826	131177	140388	138000	136182	139612	146430	143415	149344	144136	145306	145985
	<b>2005</b>	146659	150041	158209	155079	155312	160316						

#### Foreign assets

• Total e/ <i>Billion national currency units</i>	<b>2002</b>	14176	11461	11454	58919	57926	59863	63039	72201	74527	72216	75036	60366
	<b>2003</b>	60174	56838	61768	63340	69074	71955	78911	77215	67737	78258	72927	71268
	<b>2004</b>	68318	61804	60047	56025	59968	67990	88748	84965	82790	84693	...	200530
	<b>2005</b>	200075	196027	200951	213234	230638	253466						

#### Exchange rate

• Rate f/ <i>National currency units per US dollar</i>	<b>2002</b>	1755.2	1751.4	7934.8	7938.6	7925.0	7894.4	7945.1	7904.5	7925.8	7967.1	7997.0	7952.0
	<b>2003</b>	7979.3	8000.6	8078.8	8104.4	8113.4	8198.6	8289.4	8326.4	8241.9	8384.2	8308.9	8272.1
	<b>2004</b>	8386.2	8471.8	8485.3	8555.0	8526.2	8653.0	8664.3	8719.3	8752.0	8768.0	8789.0	8793.0
	<b>2005</b>	8833.0	8854.0	8877.0	8903.0	8962.0	8985.0	8997.0	9009.0	9035.0	9061.0		



a/ Excluding electricity generated by large manufacturing establishments and private institutions. b/ For the Islamic Republic of Iran Airline only. c/ Excluding oil and gas. d/ Including beverages and tobacco. e/ Months ending the 20th. f/ End of period.