

Active Ageing in Russia

Session 2: Active ageing: Facilitating older persons' participation in cultural, economic, political, and social life

North-East Asian Forum

on Population Ageing

6 – 7 November 2015,

Tokyo, Japan

Dr. Oxana Sinyavskaya (osinyavskaya@hse.ru),

Leading Research Fellow, Center for Studies of Income and Living
Standards, National Research University Higher School of Economics
(NRU HSE)

*Acknowledgement: The study was supported by the HSE Fundamental Research
Program in 2014 (project #39) and 2015 (project #36)*

Active Ageing Policies in Russia

- **Old age** in modern Russian discourse = «above working age» = 55+ years for women and 60 + for men
- No (comprehensive) Active Ageing Action Strategies
 - Although a federal project "Russia - Active Aging" was developed in 2011 by the main Russian political party and the term is widely used in political rhetoric
 - NO official definition of “active ageing”
 - In Russian political language “active ageing” = “active longevity” since active ageing means rapid ageing of population (see: Sidorenko & Zaidi, 2012)
 - Different (unrelated, not coordinated) efforts in different fields: pensions, income protection, social care, employment promotion, vocational training, etc.
- No geriatrics specialization in health care system
- Joint Action Strategy for Older People is under construction by the Ministry of Labour and Social Protection (going to be adopted by/in 2016):
 - the 1st draft and revised 2nd drafts are available but still under discussion

Why “active ageing” is necessary for Russia?

- Rapidly ageing population
 - Ageing is a burden?
 - How to use potential of older people?
- Deal with complicated picture of ageing in Russia: early mortality + bad health, high level of education, mass employment, deep family contacts and low social contacts, etc.
- Need to extend focus of ageing expert and political discourse from one-dimensional (outcomes for public pensions) to multi-dimensional perspective
- Involve new actors: business and nongovernmental organizations
- Change stereotypes

Data on elderly and active ageing in Russia

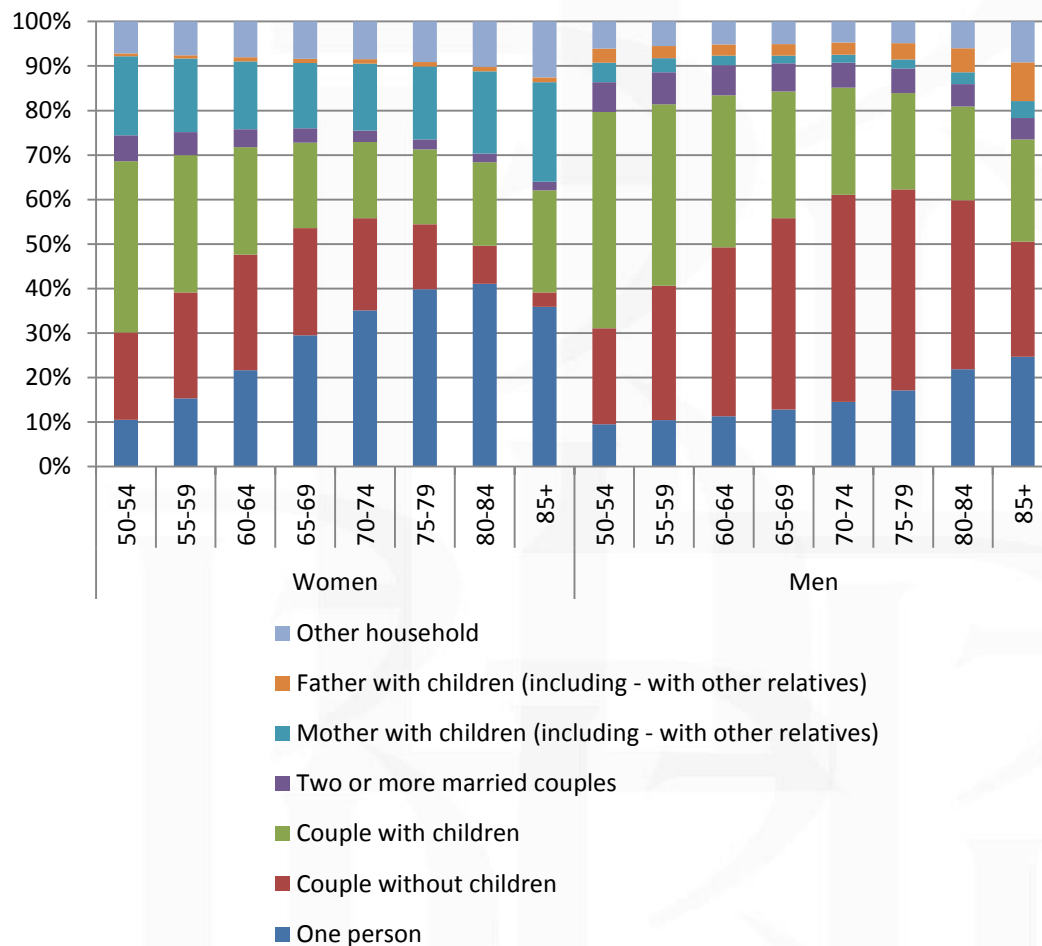
- Official statistics published by Rosstat:
http://www.gks.ru/wps/wcm/connect/rosstat_main/rosstat/ru/statistics/population/generation/
- Russian Population Census, 2010 and 2002
- Rosstat regular surveys:
 - Comprehensive Monitoring of Living Conditions of the Population 2011 (+ 2014 – microdata not opened yet)
 - Statistical Survey of Income and Participation in Social Programs 2012 (+2014 microdata not opened yet)
 - Survey of Behavior Factors Influencing on Health 2013
 - Survey on the Quality and Accessibility of Services in Education and Employment, Medical and Social Services 2013 (microdata not opened yet)
- Russian Longitudinal Monitoring Survey, 1994-2014
- Russian Generations and Gender Survey, 2004, 2007, 2011
- European Social Survey 2010, 2012

Low life expectancy and living arrangements of Russian elderly

- Persistently high mortality & gender inequality
 - Life expectancy at birth (Rosstat, 2013): men – merely 65 years, women – 76 years
 - Among population 55+ – almost half = 55-64 years old (Census 2010)
 - In population 55+ women = 22.8 mln, men 12.8 mln

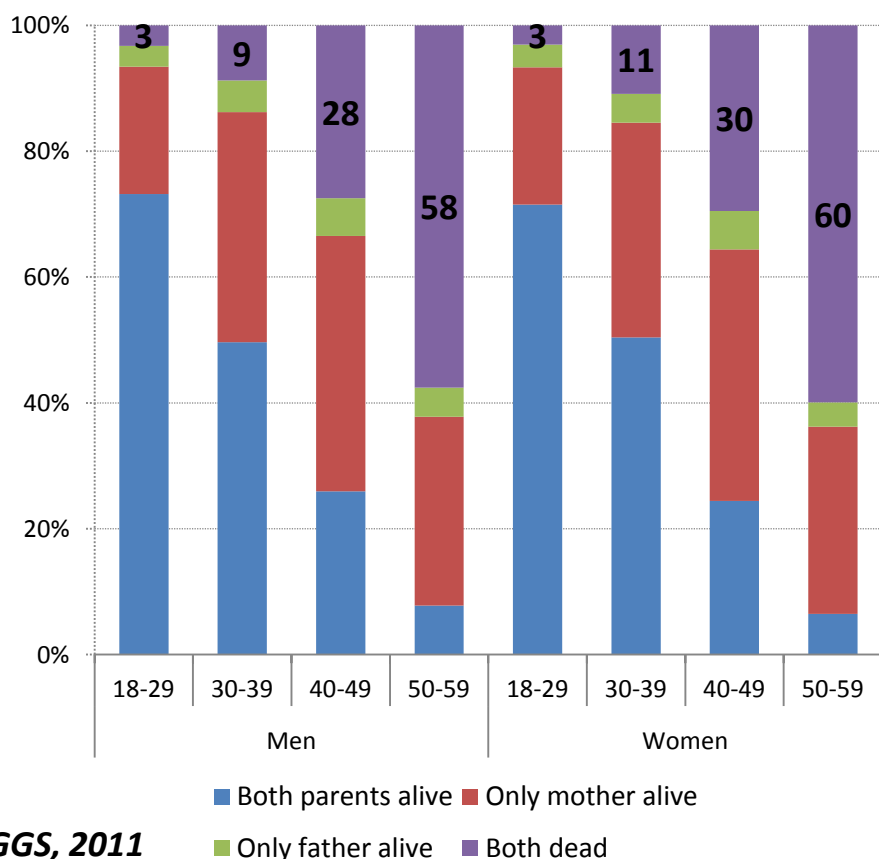


Types of households, Census 2010



Low life expectancy and intergenerational relations

Distribution of respondents of working ages by parental situation, 2011



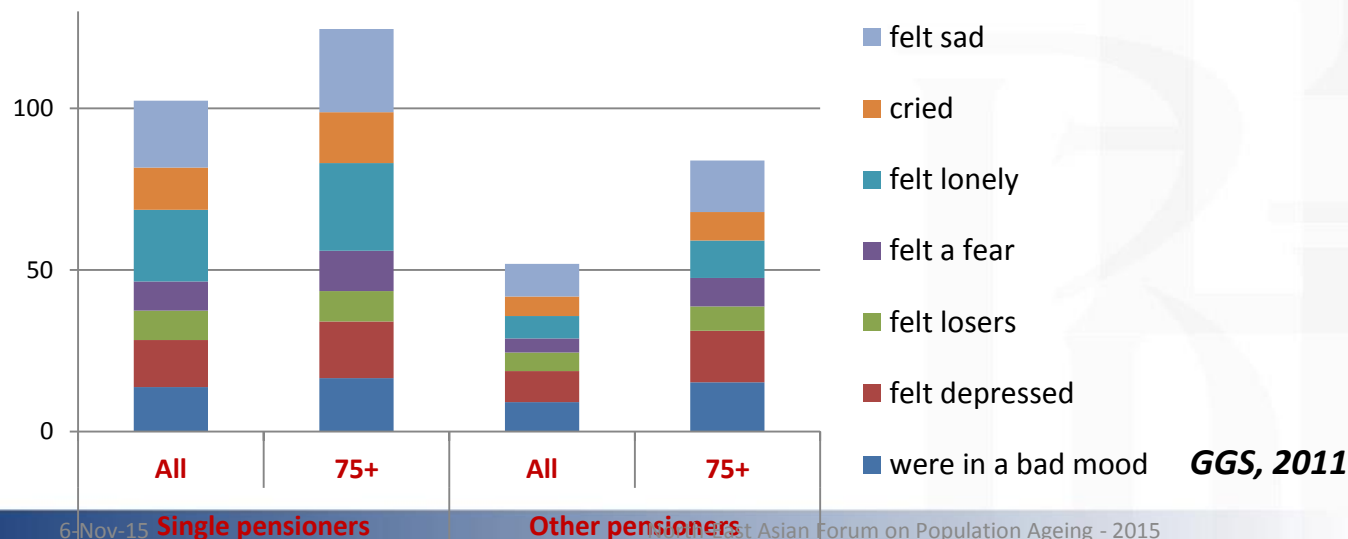
GGG, 2011

- Intergenerational relationships
 - ATTITUDES: Wide support of the idea that children should live together with elderly parents if the latter needs care and should change their lives to care for parents (Lefevre et al., 2009; Dykstra 2010)
 - BEHAVIOR:
 - independently living elderly = **52,4%** (75+ who live in a single person household or who live as couple, Census-2010)
 - old (55+) people regularly (at least once a week) cared to older adults – **8,1%** (GGG-2011)
 - old (55+) people regularly (at least once a week) cared to children / grandchildren – **37,2 %** (GGG-2011)

Social Connectedness and Social Participation

Social Connectedness

- People 50+:
 - **82%** have relatives or friends they can count on when in trouble (WorldPoll, 2013)
 - **75%** meet socially with friends, relatives or colleague at least once a month (ESS-2012)
 - **38%** meet once a week or more often
- However, single elderly feel very lone:



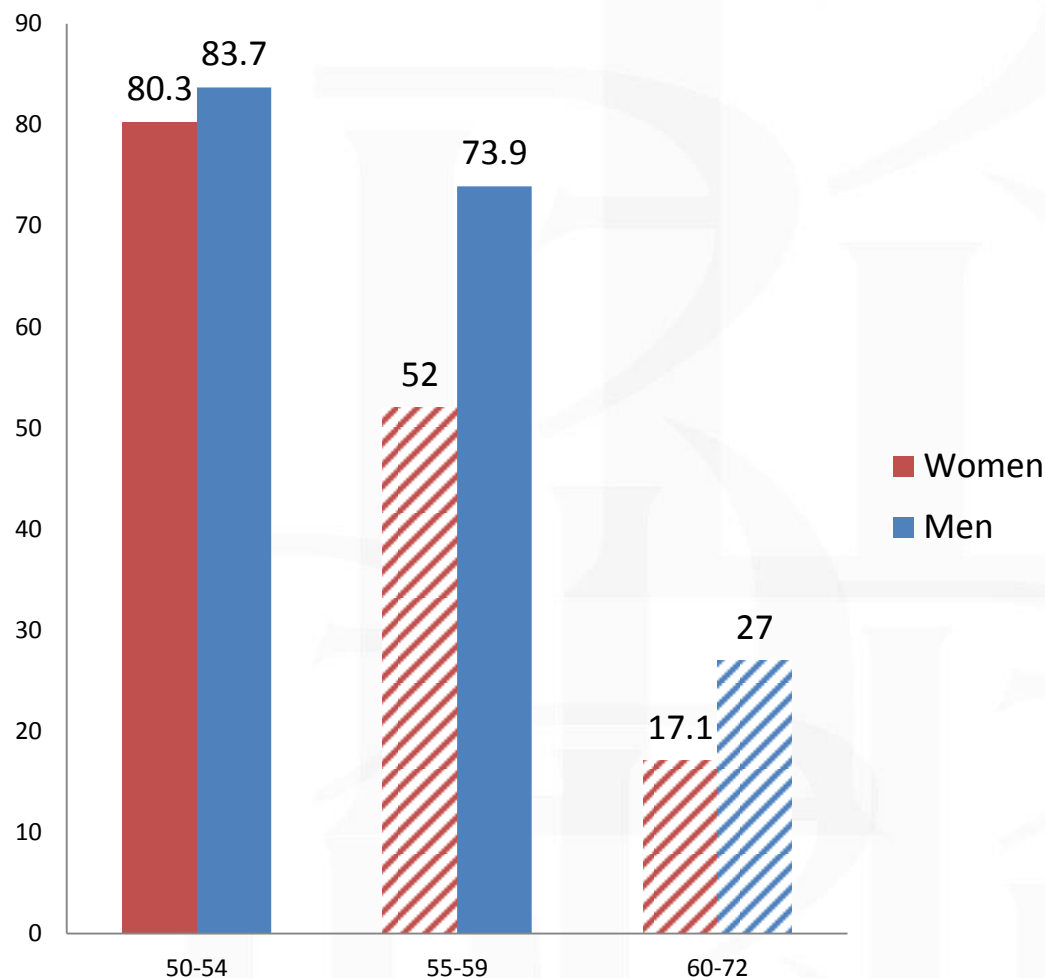
Social participation

- Participation in *voluntary activities* – **4,3 %** (55+ at least once every week, ESS-2012)
- *Political participation* – **14,4%** (55+ over the last 12 months ESS-2012)

Policies & Outcomes: Employment

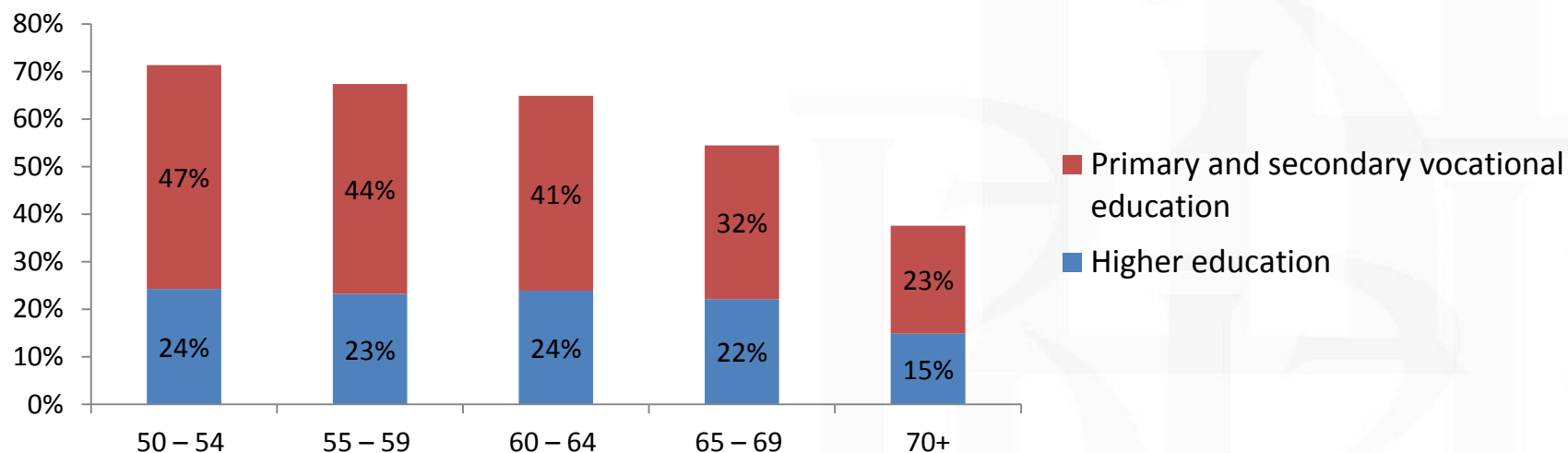
- Soviet inheritance:
 - Tradition of almost universal employment of both men and women
 - Pension age: women = 55, men = 60 years old
- Modern Russian novation (in 1991-1997, 2002-present):
 - No restrictions on employment and incomes of pensioners
- 2014: **36%** of all pensioners were employed

Employment rate, federal statistics 2013



Policies & Outcomes: Education

- Soviet inheritance:
 - Wide coverage by formal education
- New generations of elderly are better educated
 - Illiteracy rate (Census 2010): 0,15% for 50-64 years old, 0,26% - 65-69, and 1,01% for 70+ years old



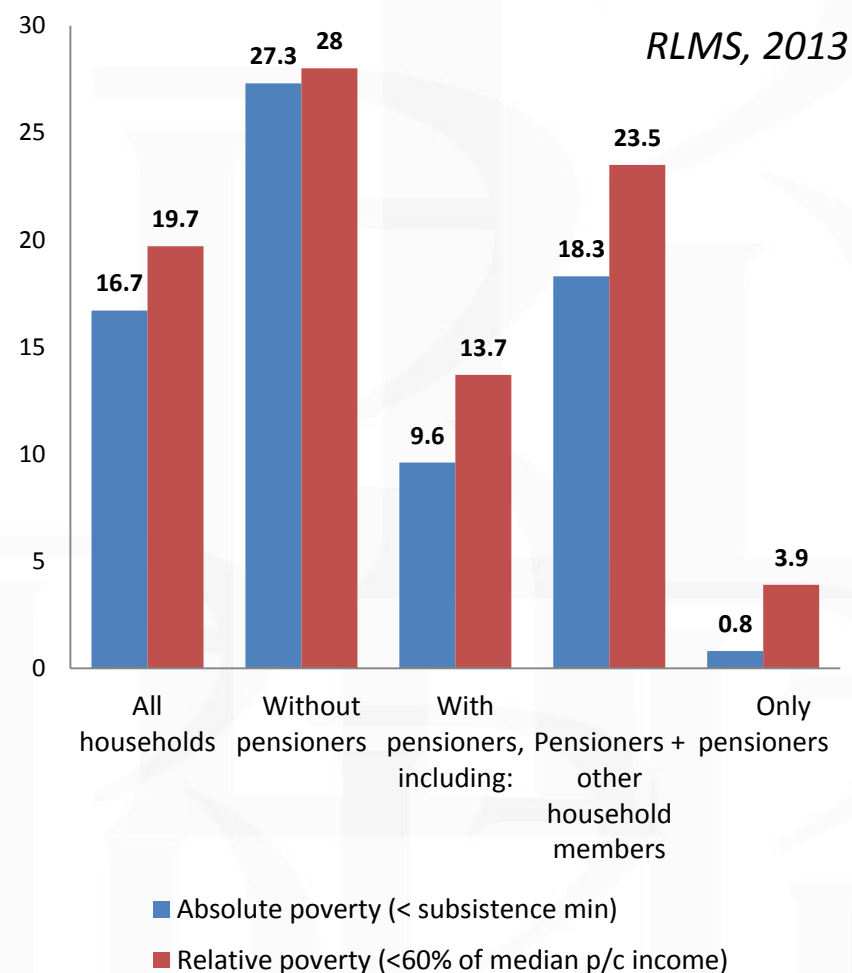
Census 2010

Policies: Pension system

- State pension system – from 1956/65
- Universal pension coverage – from 1991
 - 100% of people 65+ are covered
- Insurance pensions + Funded pensions (?) + Social pensions
 - Normal pension age: 55 years old (women) / 60 years old (men)
 - Early pension ages: from 40/45 for different occupations
 - Social pension age: 60 (women), 65 (men)
- Insurance pensions = fixed (universal) part + part related to employment records (wage and seniority)
 - PAYG financing
 - New pension formula with “pension points” from January 1, 2015
- Mandatory funded pensions (from 2002; for cohorts born 1967+)
 - the moratorium on the mandatory funded pensions in for fiscal reasons
- Current pension system deficit ➔ looking for new reforms

Outcomes: Incomes and poverty

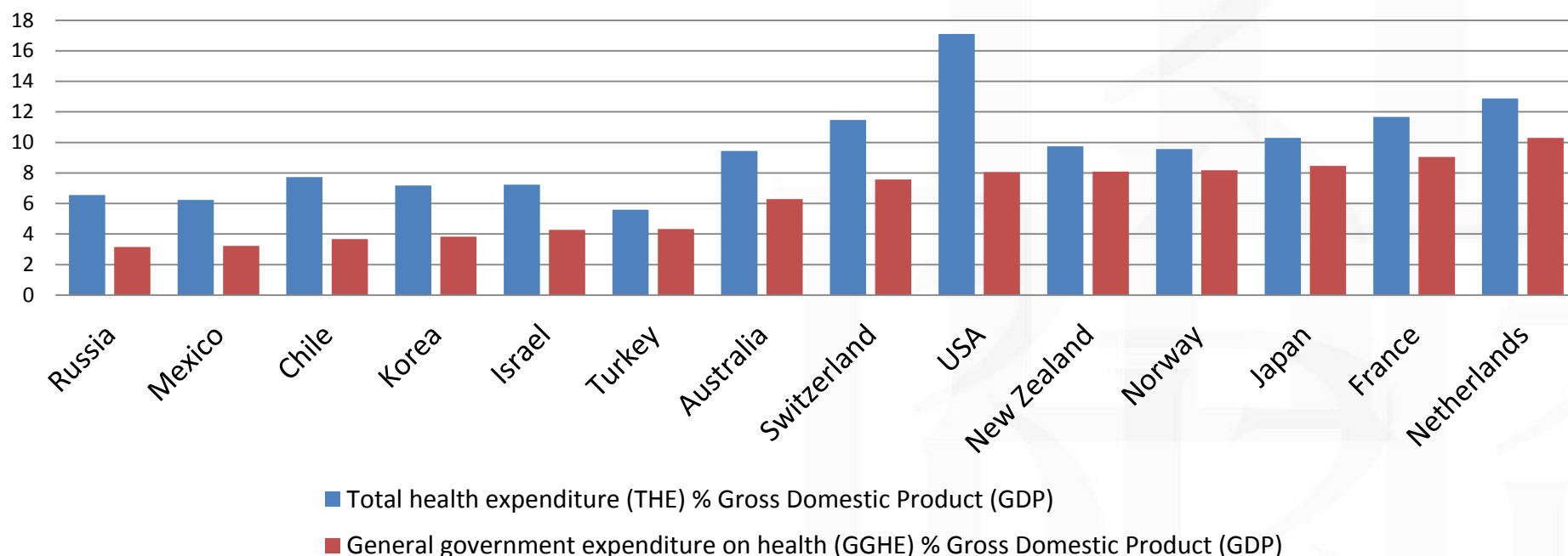
| Average monthly benefits / guarantees (Pension Fund of Russia data, 31.12.2004) | in rubles | in USD \$ (CBR), |
|---|-----------|---------------------|
| | | 1 rub = 56.26 \$ |
| Labor (insurance) old-age pension | 11568 | 206 |
| including: Fixed basic part of labor pension | 3910 | 70 |
| Funded part of labor pension | 693 | 12 |
| Social pension | 7548 | 134 |
| Subsistence minimum for pensioners | 6354 | 113 |
| Federal social supplement to pension benefit to poor pensioners | 1487 | 26 |



Policies & Outcomes: Health care

- From Soviet time: low health care expenditures but almost universal basic medical guarantees
- Almost **32%** of elderly (55+) report having problems with unavailability of state and municipal health care services in the local area (CLMS, 2011)

Health expenditure, Global Health Expenditure Database WHO, 2013



Priorities of the Joint Action Strategy for Older People (draft)

- financial support and promotion of employment,
- providing access to information and educational resources,
- the development of modern forms of social services,
- creating the conditions for leisure activities,
- **improving the health care system (main and most detailed focus),**
- support volunteer activities in the field of social services,
- stimulating the production of specific goods and services,
- protecting the rights of the elderly,
- development of a society based on the needs, possibilities and interests of the elderly,
- ensuring the availability of services for the elderly in rural and remote areas

International indices of active ageing

Active Ageing Index (AAI)

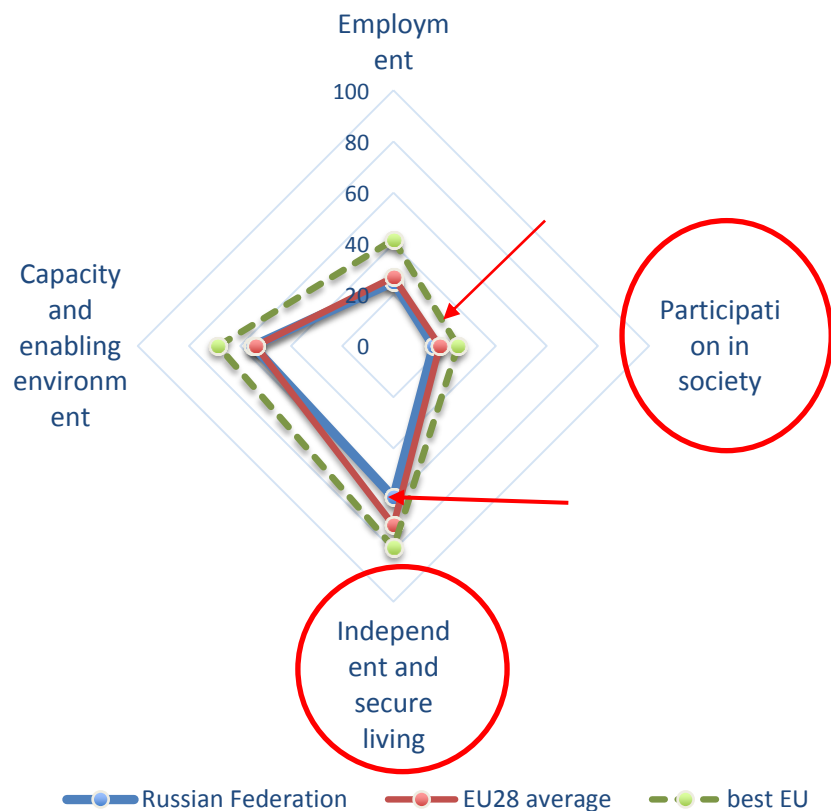
- UNECE & EC
- 28 EU countries
 - AAI for Russia – estimated by HSE experts in 2014-2015
- 22 indicators in 4 domains
- indicators - positive coefficients (0 to 100%) - easy for interpretation
- weights (expert assessment of the significance + average value of the indicator)
- comparable across countries and time
- easy to recalculate
- gender disaggregation

Global AgeWatch Index (GAWI)

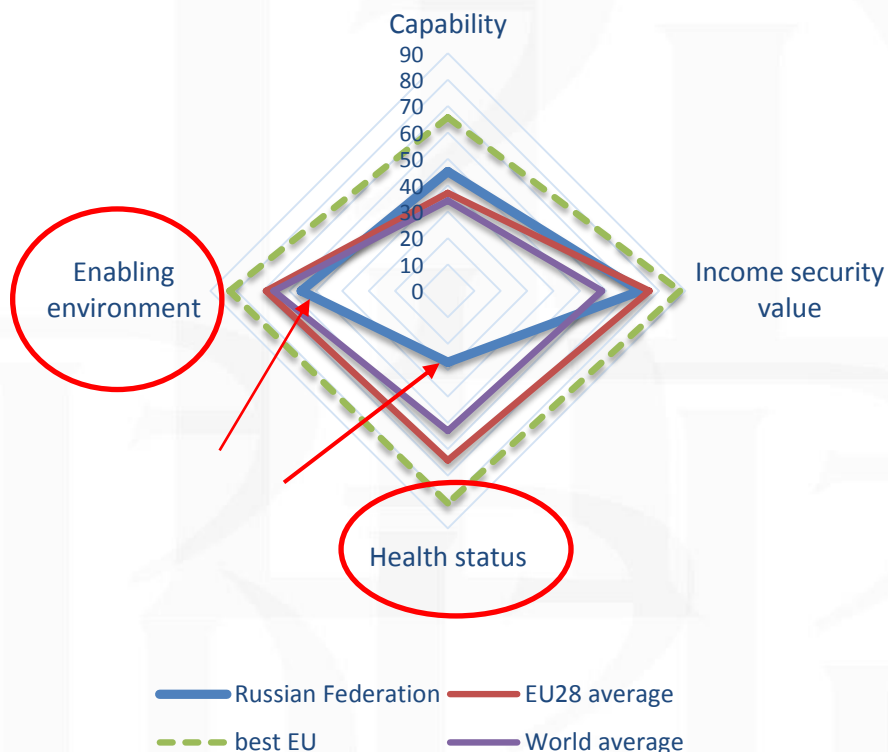
- HelpAge International
- 96 countries, including Russia
- 13 indicators in 4 domains
- indicators normalized with goalposts recommended by experts (2014)
- weighed geometric mean for domains and geometric mean for the final indicator
- lacks accuracy and not comparable over time
- Used goalposts are not available to the public – can't be recalculated

Russia's domains values in two indices

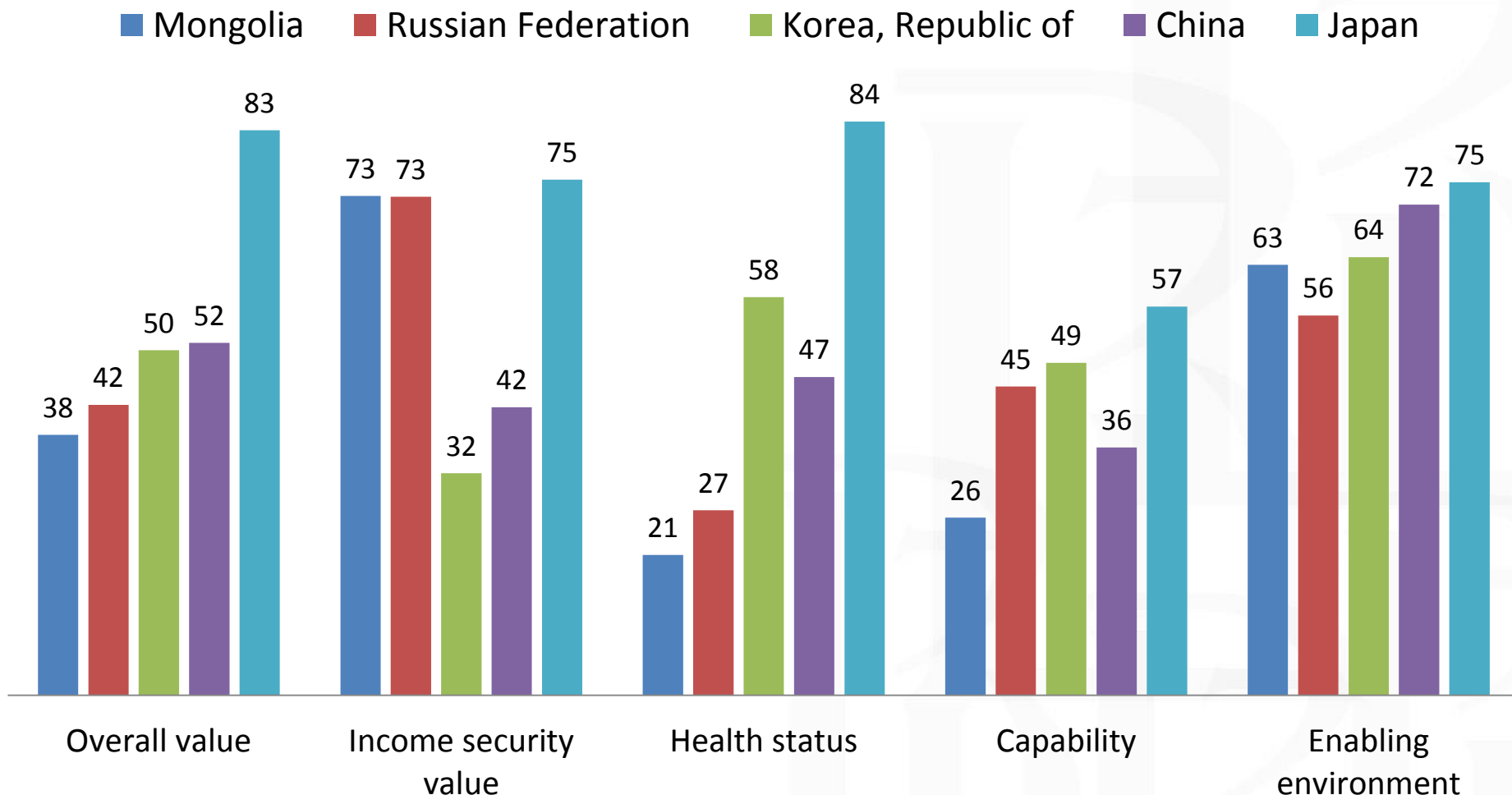
Active Ageing Index 2010



Global AgeWatch Index 2014



GAWI results for selected Asian countries



Conclusions: Strong and Weak Aspects of Ageing in Russia

Strengths

- High level of educational attainment
- Relatively high levels of employment (considering low retirement age and poor health)
- Tight family connections
- Relative welfare
- Use of ICT

Weaknesses

- High mortality rates and poor health
- Low availability of health and dental care
- Lack of social institutes, providing opportunity for voluntary activities, life-long learning and physical activity to the elderly
- Low external social connectedness and mental well-being
- Environment: opportunities for independent living, physical safety

Conclusions: Future directions of research and policy interventions

Active Ageing Research Agenda

Comparative analysis of Russia with other countries:

- Different dimensions of **intergenerational relations** (*particularly, exchange of services – care to elderly, care to grandchildren, etc.*)
- Relations with family members, other **social contacts, social participation** and life satisfaction
- Correlation between **different components of active ageing at individual level** (*e.g.: health – social and economic activities – incomes...*)
- **Life course determinants** of active ageing outcomes

Active Ageing Policies

- Comprehensive framework!
 - Health care reform, improving access to health care services of good quality
 - Ageing at place, development of public and private long-term care for elderly people at home
 - Public-private partnership; support of non-governmental organizations working in this field
 - Better housing availability, social rent
 - Life-long learning
- Information and research:
 - Regular monitoring of elderly population, intergenerational relations, active ageing components
 - Active Ageing Index for Russia