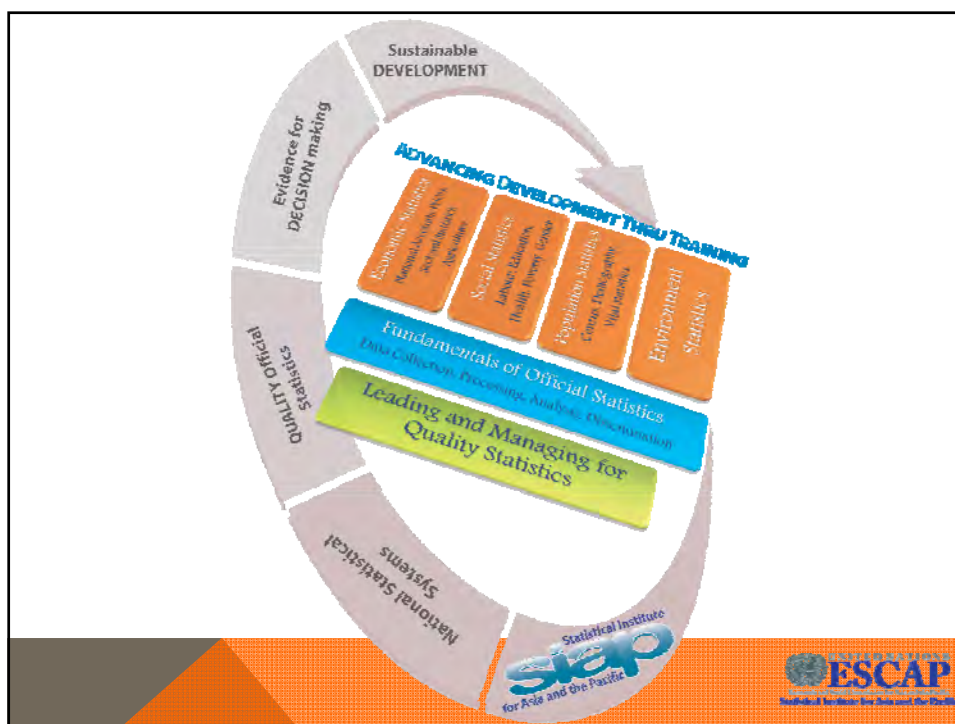



**THIRD MEETING OF STEERING GROUP
REGIONAL PROGRAMME ON ECONOMIC STATISTICS**

SIAP's Approach to and Programme of Training on *Economic Statistics*



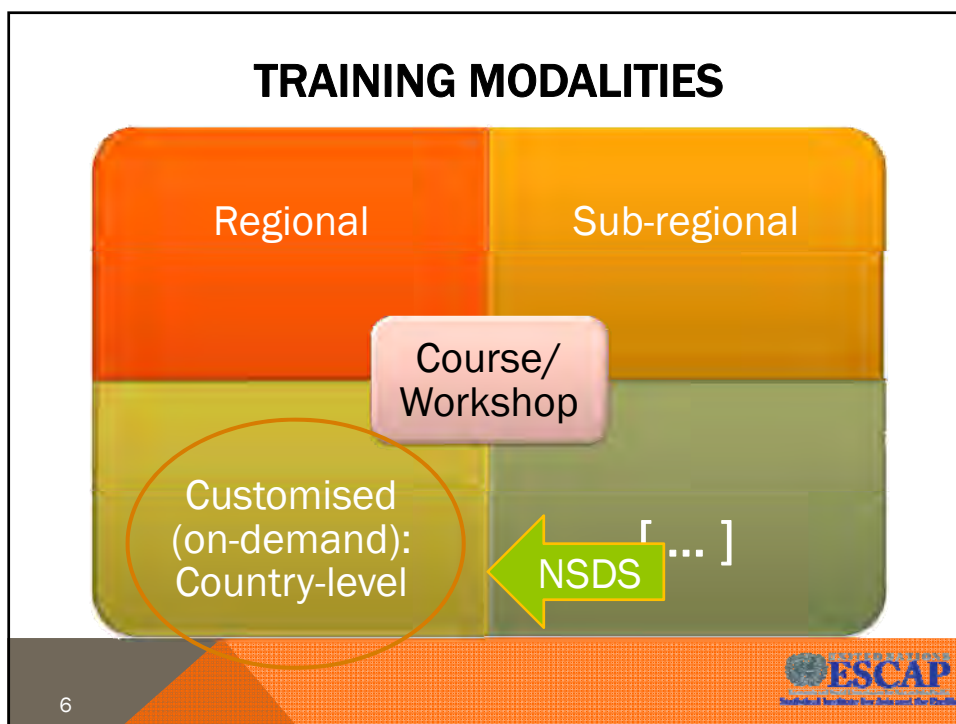
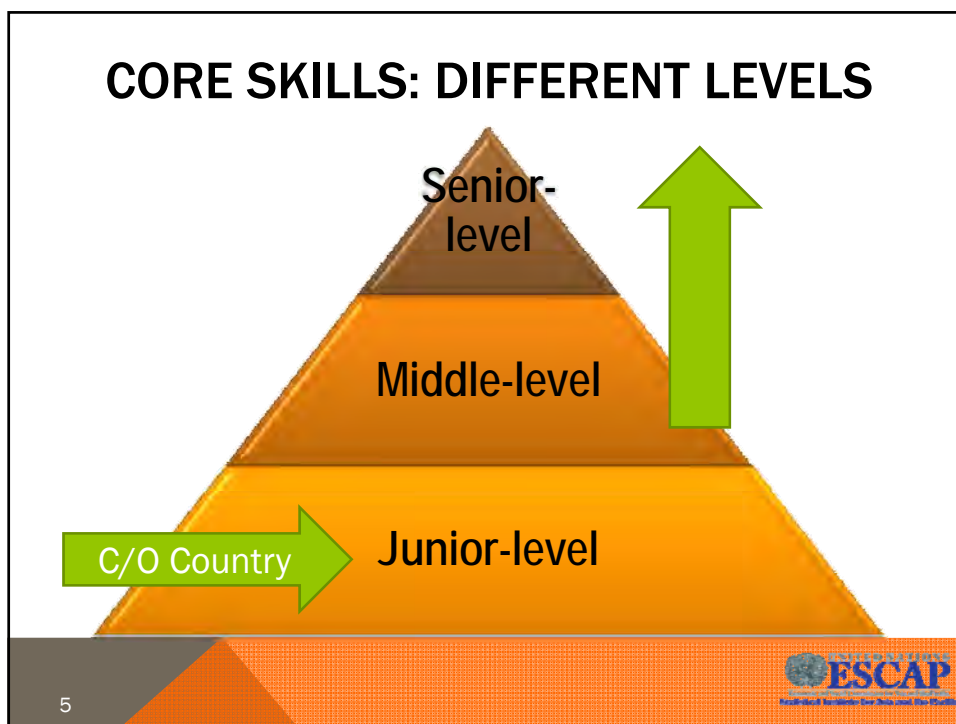
ACTIVITIES AND OUTPUTS

<p>Improved knowledge and skills of government officials and statisticians in producing, managing and using data</p> 	<p>Increased multiplier effect of SIAP training</p> 	<p>Improved skills of managers of national statistical offices</p> 
<p>LONG-TERM COURSES Tokyo Metropolitan Area (TMA)-based SIAP-JICA training courses</p>	<p>TRAINING OF TRAINERS MEASURING IMPACTS OF TRAINING</p>	<p>LEADERSHIP/ MANAGEMENT SEMINARS</p>
<p>SHORT-TERM COURSES Regional and subregional courses Country courses</p>	<p>EXPANDING STATISTICAL TRAINING NETWORKS</p>	
<p>E-LEARNING Online training courses e-library</p>	<p>DEVELOPING AND STANDARDIZING CURRICULA AND TRAINING MATERIALS</p>	

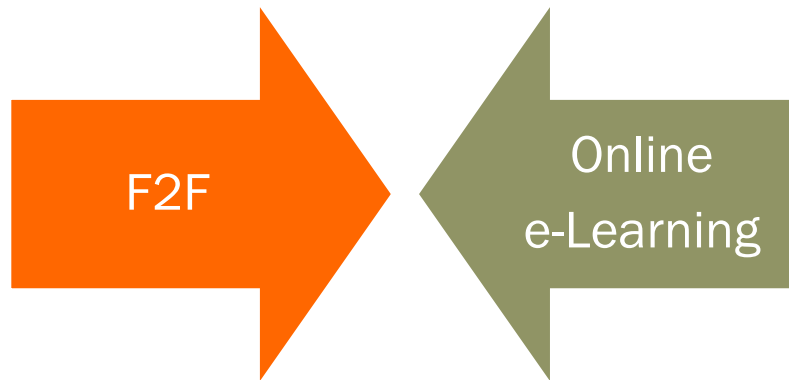


UNITED NATIONS
ESCAP
Economic and Social Commission for Asia and the Pacific
Statistical Institute for Asia and the Pacific

Approach



TRAINING DELIVERY



7



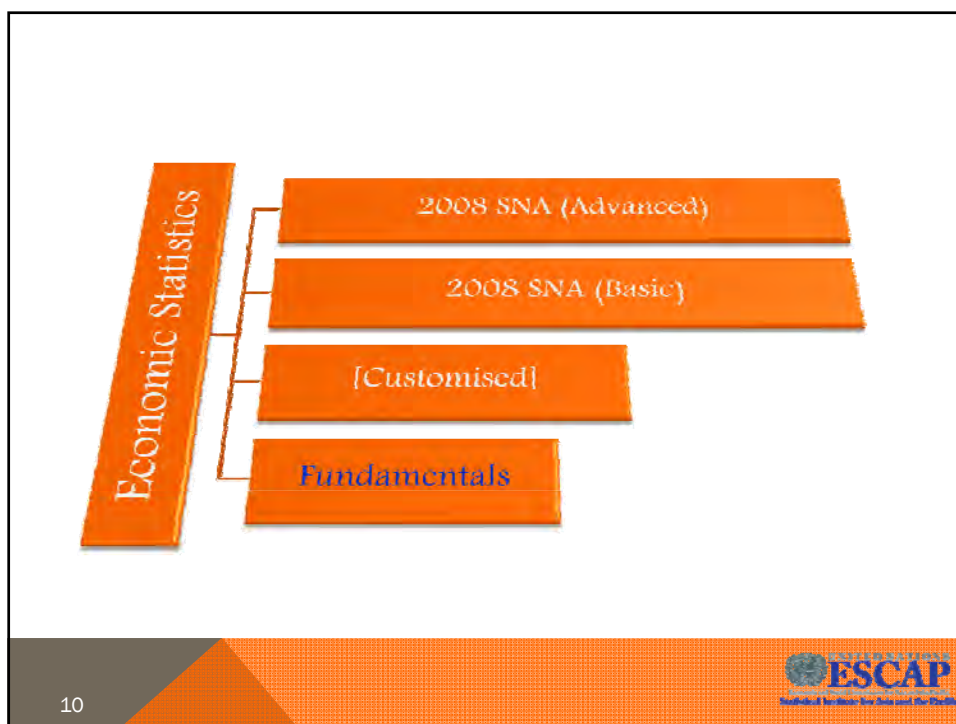
8



The slide features the United Nations ESCAP logo in the top left corner, which includes the text "UNITED NATIONS ESCAP Economic and Social Commission for Asia and the Pacific Statistical Institute for Asia and the Pacific". The background is split diagonally from the bottom-left to the top-right, with a grey triangle on the left and an orange textured triangle on the right. The text "Topics Covered" is centered in the orange area. A small number "9" is located in the bottom-left corner.

9

Topics Covered



The diagram shows a vertical orange bar on the left labeled "Economic Statistics". To its right, four horizontal orange bars are connected by a vertical line, representing different levels of statistical coverage: "2008 SNA (Advanced)", "2008 SNA (Basic)", "[Customised]", and "Fundamentals". The "Fundamentals" bar is written in blue text. The slide has a grey and orange textured footer. The number "10" is in the bottom-left corner, and the ESCAP logo is in the bottom-right corner.

10

Economic Statistics

2008 SNA (Advanced)

2008 SNA (Basic)

[Customised]

Fundamentals

ESCAP



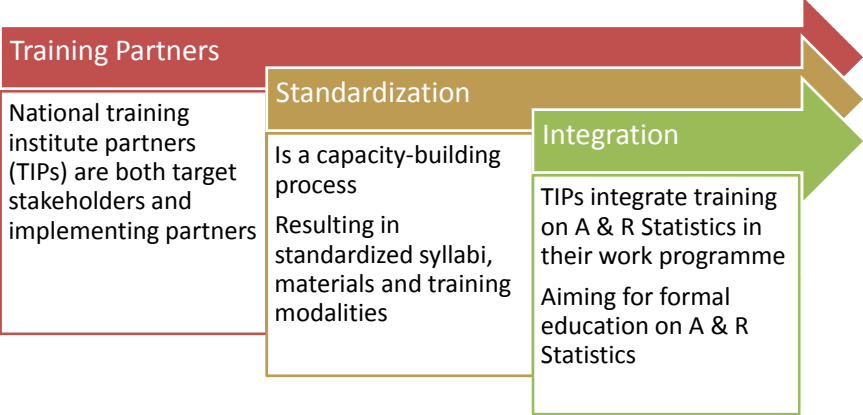
Global Strategy
IMPROVING AG-STATISTICS

**Training Component:
Agriculture**

- Basics: Core data, data collection systems
- Focused: Solutions and enhancements




Aiming for Sustainability



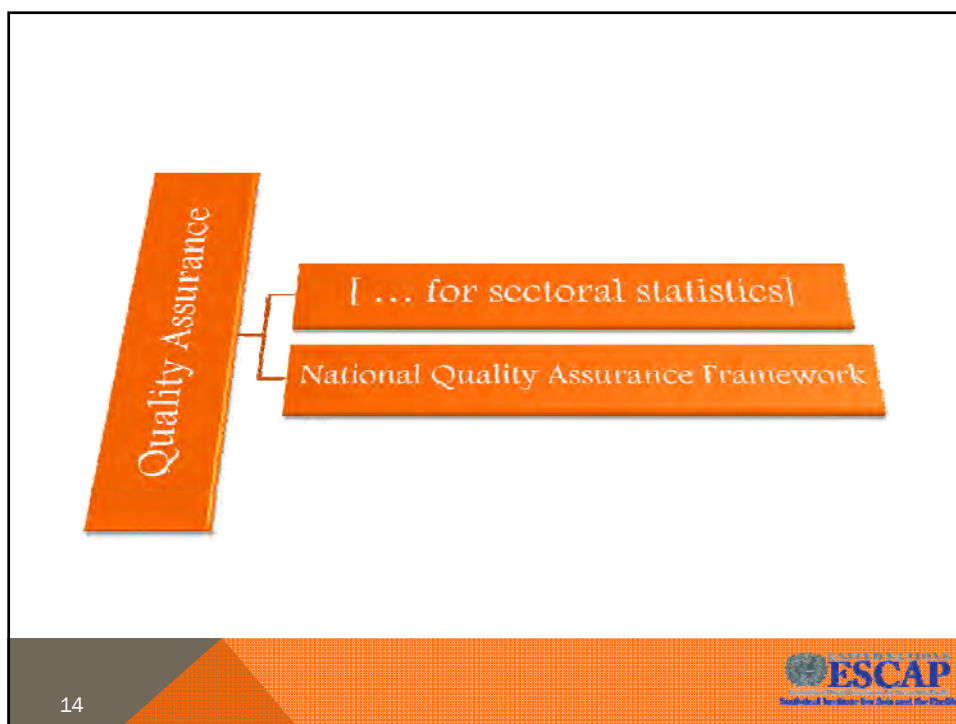
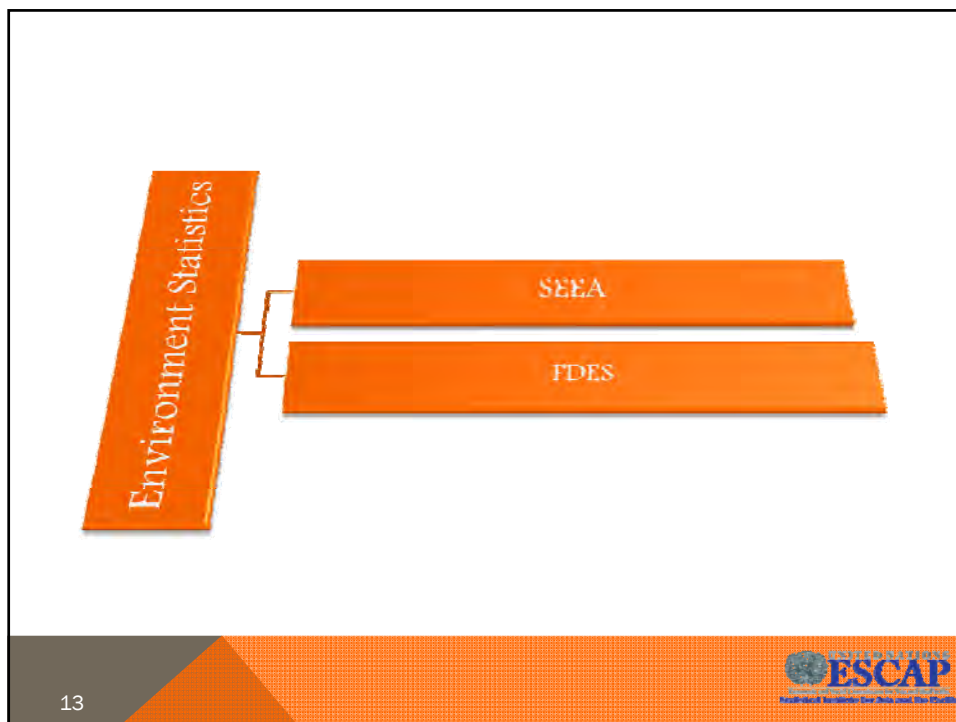
Training Partners
National training institute partners (TIPs) are both target stakeholders and implementing partners

Standardization
Is a capacity-building process
Resulting in standardized syllabi, materials and training modalities

Integration
TIPs integrate training on A & R Statistics in their work programme
Aiming for formal education on A & R Statistics



12




 **UNITED NATIONS**
ESCAP
Economic and Social Commission for Asia and the Pacific
Statistical Institute for Asia and the Pacific


Looking forward to ...

15

Network on Regional Coordination
of Statistical Training



16





Massive Open Online Courses Are Multiplying at a Rapid Pace - NYTimes.com

The Year of the MOOC



Clockwise, from top left: an online course in circuits and electronics with an M.I.T. professor (edX); statistics, Stanford (Udacity); machine learning, Stanford (Coursera); organic chemistry, University of Illinois, Urbana (Coursera).

By LAURA PAPPANO
Published: November 2, 2012

The year of a sTaT.OS.moOC?

