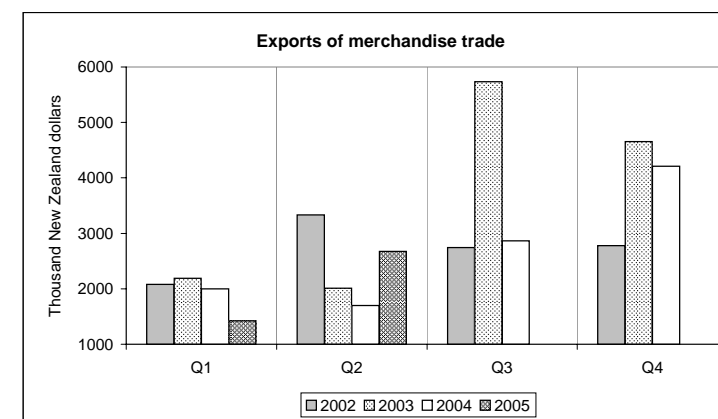
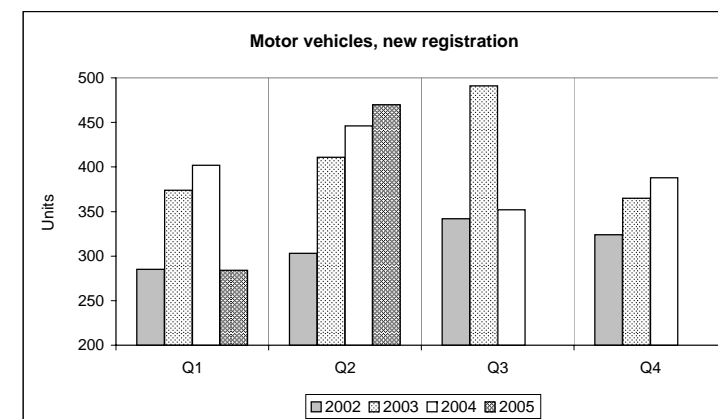
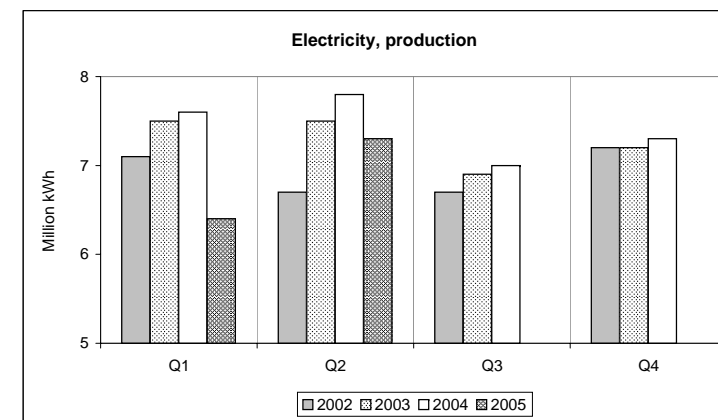


Cook Islands

National currency: New Zealand dollar

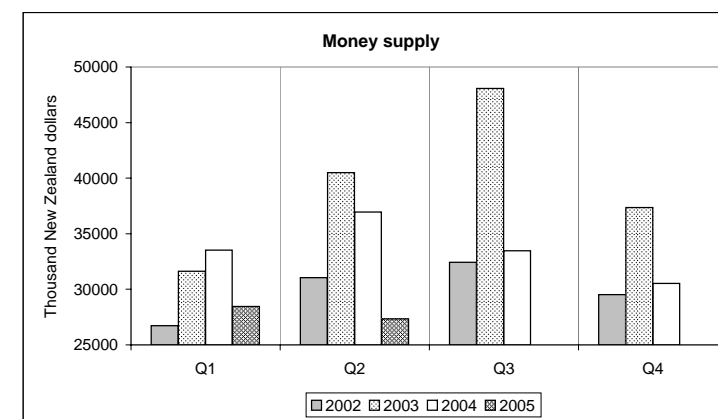
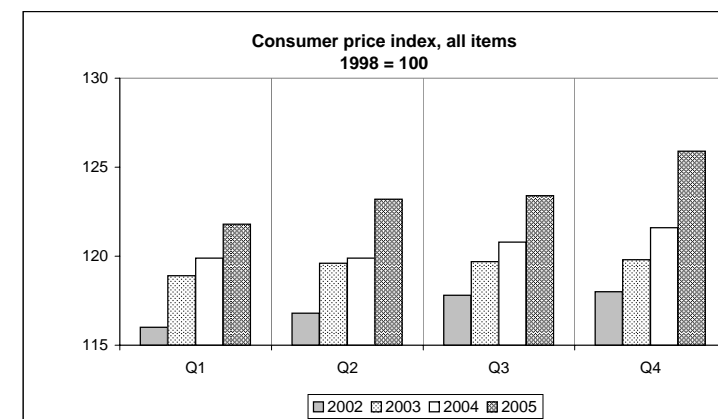
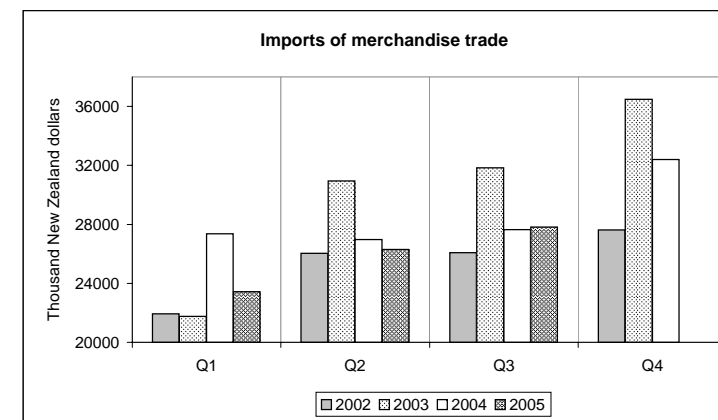
		Jan	Feb	Mar	Apr	May	Jun	Jul	Aug	Sep	Oct	Nov	Dec
Population													
Crude birth rate													
• Total	2002	----	4.9	----	----	5.6	----	----	4.8	----	----	5.0	----
<i>Per 1,000 population</i>	2003	----	4.6	----	----	5.8	----	----	5.5	----	----	5.8	----
	2004	----	7.3	----	----	4.6	----	----	6.1	----	----	4.4	----
	2005	----	4.7	----	----	5.6	----	----	6.1	----	----	----	----
Crude death rate													
• Total	2002	----	1.6	----	----	1.6	----	----	1.7	----	----	1.8	----
<i>Per 1,000 population</i>	2003	----	1.7	----	----	1.4	----	----	1.5	----	----	1.6	----
	2004	----	1.9	----	----	1.0	----	----	2.3	----	----	2.4	----
	2005	----	1.9	----	----	2.3	----	----	----	----	----	----	----
Industry													
Production of selected commodities													
• Electricity	2002	----	7.1	----	----	6.7	----	----	6.7	----	----	7.2	----
<i>Million kWh</i>	2003	----	7.5	----	----	7.5	----	----	6.9	----	----	7.2	----
	2004	----	7.6	----	----	7.8	----	----	7.0	----	----	7.3	----
	2005	----	6.4	----	----	7.3	----	----	----	----	----	----	----
Construction, building permits issued													
• Total	2002	----	4495	----	----	4646	----	----	5619	----	----	5657	----
<i>Thousand New Zealand dollars</i>	2003	----	2162	----	----	3874	----	----	3522	----	----	14375	----
	2004	----	2612	----	----	2724	----	----	5107	----	----	2123	----
	2005	----	1596	----	----	3395	----	----	----	----	----	----	----
Transport													
Motor vehicles, new, registration													
• Total	2002	----	285	----	----	303	----	----	342	----	----	324	----
<i>a/ Units</i>	2003	----	374	----	----	411	----	----	491	----	----	365	----
	2004	----	402	----	----	446	----	----	352	----	----	388	----
	2005	----	284	----	----	470	----	----	----	----	----	----	----
Tourism													
Tourist arrivals													
• Total	2002	5.38	4.58	5.41	5.38	5.18	6.62	7.17	6.87	6.29	7.12	6.83	5.95
<i>Thousand</i>	2003	6.14	5.98	6.09	5.97	6.12	6.20	6.98	6.42	7.56	7.59	6.52	6.76
	2004	5.52	5.67	5.87	6.18	5.65	7.28	8.47	7.47	8.13	8.11	7.30	7.67
	2005	5.63	4.54	6.19	7.04	6.50	7.86	10.24	8.29	8.09	7.85	6.76	----
International trade													
Exports of merchandise trade													
• Total, value	2002	----	2077	----	----	3333	----	----	2742	----	----	2776	----
<i>Thousand New Zealand dollars</i>	2003	----	2188	----	----	2009	----	----	5734	----	----	4657	----
	2004	----	2001	----	----	1697	----	----	2863	----	----	4210	----
	2005	----	1419	----	----	2677	----	----	----	----	----	----	----
• Clothing, value	2002	----	149	----	----	75	----	----	38	----	----	60	----
<i>Thousand New Zealand dollars</i>	2003	----	78	----	----	39	----	----	40	----	----	72	----
	2004	----	59	----	----	40	----	----	26	----	----	79	----
	2005	----	56	----	----	48	----	----	----	----	----	----	----
• Fish, live, value	2002	----	35	----	----	69	----	----	50	----	----	57	----
<i>Thousand New Zealand dollars</i>	2003	----	62	----	----	86	----	----	60	----	----	73	----
	2004	----	55	----	----	28	----	----	18	----	----	34	----
	2005	----	29	----	----	34	----	----	----	----	----	----	----



Cook Islands

National currency: New Zealand dollar

		Jan	Feb	Mar	Apr	May	Jun	Jul	Aug	Sep	Oct	Nov	Dec
• Pawpaw, value <i>Thousand New Zealand dollars</i>	2002	----	38	----	----	3	----	----	31	----	----	91	----
	2003	----	206	----	----	290	----	----	57	----	----	67	----
	2004	----	54	----	----	33	----	----	7	----	----	28	----
	2005	----	32	----	----	-	----	----	-	----	----	-	----
• Pawpaw, volume <i>Tons</i>	2002	----	22	----	----	3	----	----	37	----	----	131	----
	2003	----	110	----	----	140	----	----	51	----	----	71	----
	2004	----	48	----	----	20	----	----	13	----	----	-	----
	2005	----	20	----	----	-	----	----	-	----	----	-	----
• Pearls, value <i>Thousand New Zealand dollars</i>	2002	----	1527	----	----	2406	----	----	688	----	----	1784	----
	2003	----	1117	----	----	835	----	----	342	----	----	549	----
	2004	----	575	----	----	123	----	----	947	----	----	1532	----
	2005	----	83	----	----	359	----	----	525	----	----	-	----
Imports of merchandise trade													
• Total, value <i>Thousand New Zealand dollars</i>	2002	----	21938	----	----	26043	----	----	26077	----	----	27615	----
2003	----	21765	----	----	30938	----	----	----	31836	----	----	36482	----
2004	----	27365	----	----	26978	----	----	----	27633	----	----	32402	----
2005	----	23434	----	----	26305	----	----	----	27815	----	----	-	----
Price indices													
Consumer price index													
• All items b/ <i>1998 = 100</i>	2002	----	116.0	----	----	116.8	----	----	117.8	----	----	118.0	----
2003	----	118.9	----	----	119.6	----	----	----	119.7	----	----	119.8	----
2004	----	119.9	----	----	119.9	----	----	----	120.8	----	----	121.6	----
2005	----	121.8	----	----	123.2	----	----	----	123.4	----	----	125.9	----
• Food b/ <i>1998 = 100</i>	2002	----	118.4	----	----	121.5	----	----	121.8	----	----	121.7	----
2003	----	123.4	----	----	123.9	----	----	----	124.1	----	----	124.4	----
2004	----	124.8	----	----	125.0	----	----	----	125.4	----	----	125.0	----
2005	----	125.4	----	----	126.2	----	----	----	126.4	----	----	128.0	----
Finance													
Money supply: money (M1)													
• Total <i>Thousand New Zealand dollars</i>	2002	----	26742	----	----	31053	----	----	32435	----	----	29511	----
2003	----	31617	----	----	40485	----	----	----	48083	----	----	37357	----
2004	----	33516	----	----	36956	----	----	----	33456	----	----	30522	----
2005	----	28467	----	----	27345	----	----	----	-	----	----	-	----
Exchange rate													
• Rate c/ <i>National currency units per US dollar</i>	2002	2.147	2.151	2.161	2.143	2.051	1.952	1.950	2.021	2.008	1.972	1.819	1.769
2003	1.690	1.655	1.650	1.649	1.594	1.568	1.561	1.543	1.551	1.529	1.529	1.447	1.401
2004	1.356	1.301	1.414	1.433	1.505	1.424	1.547	1.529	1.518	1.465	1.430	1.430	1.400
2005	1.420	1.400	1.369	1.392	1.391	1.411	1.472	1.439	1.430	1.433	1.449	-	-



a/ Data refer to Rarotonga Island only. b/ Average of period; data refer to Rarotonga Island only. c/ Mid-point rate.